

CITY OF HARRISONBURG, VIRGINIA

Proposed Budget

For the Fiscal Year

July 1, 2015 to June 30, 2016



**CITY OF HARRISONBURG, VIRGINIA
PROPOSED BUDGET TABLE OF CONTENTS
FISCAL YEAR 2016**

Officials	1
Mission Statement	2
Organizational Values	3
City Manager's Budget Letter and Message:	
City Manager's Budget Letter	1-4
City Manager's Budget Message:	
Revenues and Expenditures by Funds	5-11
Supplemental Information	1-37
Revenue Budget by Funds:	
General Fund	1-6
School Fund	7
School Nutrition Fund	8
Emergency Communications Center Fund	9-10
Community Development Block Grant Fund	11
School Transportation Fund	12
General Capital Projects Fund	13-14
School Capital Projects Fund	15
Emergency Communications Center Capital Projects Fund	16
Water Capital Projects Fund	17
Sewer Capital Projects Fund	18
Public Transportation Capital Projects Fund	19
Sanitation Capital Projects Fund	20
Stormwater Capital Projects Fund	21
Water Fund	22-23
Sewer Fund	24
Public Transportation Fund	25-26
Sanitation Fund	27-28
Business Loan Program Fund	29
Stormwater Fund	30
Central Garage Fund	31
Central Stores Fund	32
Juvenile Crime Control Fund	33

**CITY OF HARRISONBURG, VIRGINIA
 PROPOSED BUDGET TABLE OF CONTENTS
 FISCAL YEAR 2016**

Expenditure Budget by Funds:

General Fund	1-117
School Fund	118
School Nutrition Fund	119
Emergency Communication Center Fund	120-122
Community Development Block Grant Fund	123-124
School Transportation Fund	125-130
General Capital Projects Fund	131
School Capital Projects Fund	132
Emergency Communications Center Capital Projects Fund	133
Water Capital Projects Fund	134
Sewer Capital Projects Fund	135
Public Transportation Capital Projects Fund	136
Sanitation Capital Projects Fund	137
Stormwater Capital Projects Fund	138
Water Fund	139-151
Sewer Fund	152-163
Public Transportation Fund	164-171
Sanitation Fund	172-185
Business Loan Program Fund	186
Stormwater Fund	187-190
Central Garage Fund	191-195
Central Stores Fund	196-198
Juvenile Crime Control Fund	199

CITY OF HARRISONBURG, VIRGINIA

OFFICIALS

Christopher B. Jones, Mayor

Richard A. Baugh, Vice Mayor

J. Ted Byrd, Council Member

Kai E. Degner, Council Member

Abram J. "Abe" Shearer, Council Member

Kurt D. Hodgen, City Manager

Anne C. Lewis, Assistant City Manager

City of Harrisonburg, Virginia

MISSION STATEMENT

The City of Harrisonburg preserves and enhances the quality of life that is unique to our community by:

- * Promoting a partnership between our citizens, elected officials and City employees.
- * Protecting the health, safety and general welfare of all citizens.
- * Planning for the orderly and efficient development of the community.
- * Identifying concerns, problems, and opportunities and taking action to address them.
- * Selecting, training, motivating and retaining highly qualified employees.
- * Creating an organizational environment that fosters integrity, encourages continuous improvement, maintains safe working conditions and promotes individual and team achievement.

Our City projects a friendly image, instills pride in the community and maintains Harrisonburg as "*The City With the Planned Future*".

City of Harrisonburg, Virginia

ORGANIZATIONAL VALUES

The prosperity, harmony, and livability of a community is a direct result of the interaction, trust and teamwork between its citizens, elected officials and employees. In striving to maintain our community as "**The City With The Planned Future**" we pledge a commitment to the following Organizational Values.

WE VALUE AN OPEN AND ACCESSIBLE GOVERNMENT: In a democracy, a government must be a partnership between the citizens, elected officials and employees. We pledge to provide an open and honest government for our citizens which encourages their input and fosters a free exchange of ideas.

WE VALUE QUALITY SERVICE TO OUR CITIZENS: The City exists to provide services to its citizens. We pledge a commitment to enhance the value and quality of City services in terms of cost and performance.

WE VALUE FISCAL RESPONSIBILITY: Careful management of our financial resources demonstrates our respect for the citizens who provide the financial support for our organization. We pledge a commitment to the concept that fiscal responsibility recognizes that most problems cannot be solved by money alone, and thus demands fresh approaches and creativity in addressing issues in a cost-effective way.

WE VALUE A HUMANE ORGANIZATION: Work should be a source of enjoyment and satisfaction. We pledge to place great emphasis upon the personal qualities that contribute to a humane organization and foster a caring attitude.

WE VALUE EQUALITY IN OPPORTUNITY AND TREATMENT: Fair treatment and the opportunity to prosper are basic human needs that should be afforded to both employees and citizens. We pledge to treat people fairly and with understanding so that individuals are made to feel like a part of the community's team.

WE VALUE A SPIRIT OF PROFESSIONALISM: Successful completion of the task is more important than who gets the credit. We pledge to display a professional attitude that dictates a dispassionate analysis of issues, free of personal biases and with a commitment to the organization and the community.

WE VALUE THE FUTURE: So many times the future is ignored in day-to-day operations and decision-making. We pledge to prepare for the future on a daily basis, ever mindful of the changing dynamics within our organization and the community and the need to have a long-term plan and strategy for dealing with these changing dynamics.

**CITY MANAGER'S
BUDGET LETTER AND MESSAGE**

**CITY OF HARRISONBURG, VIRGINIA
CITY MANAGER'S BUDGET LETTER AND MESSAGE
FISCAL YEAR 2016**

City Manager's Budget Letter

1-4

City Manager's Budget Message:

Revenues and Expenditures by Funds

5-11



City of Harrisonburg, Virginia

Office of the City Manager

345 South Main Street
Post Office Box 20031
Harrisonburg, VA 22802
(540) 432-7701 / FAX (540) 432-7778

Kurt D. Hodgen
City Manager

April 14, 2015

Honorable Mayor and Members of City Council:

Pursuant to Section 60 of the City's Charter, a balanced budget is presented for the fiscal year ending June 30, 2016. In accordance with Section 15.2-2506 of the Code of Virginia, a public hearing is required to be held at least seven (7) days prior to the final adoption of the budget. The City's Charter requires that the budget be adopted by May 31, 2015. As such, it is suggested that the public hearing and first reading of the budget be held on April 28, 2015, and that the final adoption of the budget occur on May 12, 2015. I remind Council that we can schedule budget work sessions in between the meeting dates noted above, defer adoption of the budget to the second council meeting on May 26th, or in any event adopt it no later than May 31, 2015, if more time is desired.

The impact of a growing community continues to have a significant effect on our budget. I have noted in my budget transmittal letter for several years that while we have not added new services or programs, we have more people needing/consuming the services, programs, and facilities that we do provide. The cumulative effect of the growth of the City by ten thousand residents over the last ten years and their associated needs is producing higher operating and capital costs, particularly, but not exclusively affecting the general fund. To help meet the needs of more people, we have expanded or are expanding our infrastructure through capital investments (i.e. parks & recreation facilities, new streets, sidewalks and trails, traffic signals, street lights, detention facilities, emergency communications equipment, etc.), which in turn has caused increases in our operational costs. We have also annually increased our financial support of a growing public school system. This proposed budget reflects attention on growth-related needs.

Primary items of impact in the FY 15-16 budget:

1. Middle River Regional Jail (MRRJ). The budget includes \$1,986,165 in new funding for the City's share of the buy-in, operational costs and existing debt service.
2. ECC Radio Project. This project was approved for funding last fall. The City's share of the project is \$748,372. Funding is to be appropriated from the City's unreserved fund balance and is reflected on both the expenditure and revenue sides of the budget. This is accounted for in the budget as a transfer to the ECC Fund.
3. ECC Personnel Increases. Four communicator positions are proposed for the coming fiscal year. These are the first personnel additions since the City and County emergency communication centers were consolidated in 2007 and are the result of increases to

both incoming calls and agency/multi-agency dispatch activity, as well as the increased time requirements of handling wireless 911 calls. The City's share of these positions is \$121,000. This item is also accounted for as a transfer to the ECC Fund.

4. Community Services Board. CSB asked for a significant increase in funding this year due to higher costs in the following areas – health insurance; their new “Access to Services” model, which requires more immediate response than was previously the case for acute services; and staff salary alignment to attract and retain qualified staff. CSB staff has had no pay increases since 2009 and has lost a number of licensed, experienced staff members between then and now. The County Administrator and I have recommended phasing in the “Access to Services” model and the compensation increases over a two-year period, but the overall result is still an increase of \$191,418 in our appropriation to CSB for fiscal year 15-16.
5. Social Services. The proposed budget includes funding for four new foster care workers (all local funds). Currently 80% of the foster care workers have less than one year of experience but are carrying caseloads of 50% more than the state recommends per worker. A salary review for the district indicated what we have recognized for a number of years – most of our positions are below market level, and below our “competitor” social service agencies in the region (we are last or next to last in each employment category). A three-step approach, over three years is being implemented to increase salaries for this very critical agency that continues to see increases in service recipients and administrative requirements. The City's share of these increases is \$276,761.
6. Salary increases (from FY 14-15). Council implemented a “second phase” of the salary study recommendations in January of this year. A full year cost of this increase required adding \$600,000 to the proposed budget.
7. Debt service. The addition of debt service for the Transit facility and the City Hall resulted in a net increase of \$414,357 for debt service payments in the proposed budget.
8. Police Department. HPD has requested five new positions that would constitute a “Community Action Team”. This team would complement the geographic policing initiative that began two years ago, providing new resources to handle defined and identified problems or issues anywhere in the City. This budget proposes a January 1, 2016 start-up of the team at a cost of \$190,000.
9. School Board Request. The School Board budget includes funding for a 2% salary increase, health insurance cost increases and seven new positions. The request for new funding from the City is in the amount of \$1,166,000.
10. Shared Services (Jail, Courts, etc.). While this number shows a net decrease in the proposed budget of \$46,000, this number is misleading. A significant amount of the current year's shared services budget (approx. \$653K) is shifting to the new MRRJ line item next year, but new costs are included for the shared services line item in the amount of \$597,000. Of that amount, \$260,000 is for one-time capital expenses, with the remaining \$337,000 going to a new Day Reporting program and Jail Data Analyst position (both starting on January 1, 2016), health insurance increases for shared con-

stitutional offices and their employees, the local share of a 2% salary increase for those offices, a new pre-trial services position, and two new positions with the Sheriff's Office (a deputy and an investigator position).

As is obvious from the paragraphs above, this year's proposed budget has a heavy emphasis on addressing substantial social/human needs (facilities and alternative programs for the justice system, mental health, social services assistance, and education).

The table below provides a summary of revenues and expenditures for the proposed general fund budget and reflects the ten items listed above:

A. Start revenues excluding use of fund balance	94,113,202
New revenue growth	3,281,323
Use of fund balance for ECC radio project	748,372
Total revenue	98,142,897
B. Start expenditures for FY 14-15	94,290,679
Committed "new" in FY 15-16:	
Salary increases	600,000
Net inc in debt service	414,357
New increase to CSB	191,418
New increase to DSS	276,761
New hires for ECC	121,000
New CAT Team for HPD - 5 officers, fringes, assoc costs	190,000
New MRRJ annual "buy in" & operating costs	1,986,166
New ECC radio project (from fund balance)	748,732
Other new "knowns" included in FY 15-16:	
New School Request	1,166,000
misc dept requests	490,344
	100,475,457
C. A - B	-2,332,560

We began the development of the FY 15-16 general fund budget with a gap of just over \$16 million dollars between anticipated revenues and expenditures. To varying degrees, all of the submitted requests had merit and were intended to address what department heads and management felt to be present or pending needs for providing services to our citizens. This budget does not include a general salary increase for employees or any increases to any of the "discretionary" outside agencies that Council supports, nor does it recommend adding any new agencies.

We attempted to build this budget based on available projected revenues and not expenditure requests, starting with the adopted revenue budget of the current fiscal year, less any use of fund balance, and we did project around \$3 million in increased revenue. In spite of this effort,

to meet the commitments we have in core service areas, a \$2.333 million gap remains. As such, management believes a \$0.06 increase in the real estate tax rate will be required to balance the budget, pending Council direction as to other possible budget reduction targets.

Unfortunately this proposed increase comes in advance of the 2016-17 and 2017-18 fiscal years, which will bring on the costs of building and staffing a new elementary school and pre-K facility. It is anticipated that those costs alone, will require tax increases of about six cents and four cents, respectively. Those increases are exclusive of any other needs that may be presented in those fiscal years that cannot be covered by “natural” revenue growth.

Other items of note:

1. Stormwater Management Fund. This is a new enterprise fund established to address state and federal mandates relative to the Chesapeake Bay cleanup effort. The impact to the average homeowner is anticipated to be about \$5 per month through a stormwater utility fee that will be added as a separate item to the real estate tax bills.
2. Sanitation Fund. This will be the first Sanitation Fund budget that does not include a full-year’s operation of the Resource Recovery Facility (RRF). The budget does show costs for one-month’s operation of the chiller facility component of the RRF as we don’t anticipate the final transfer of the RRF property to James Madison University until sometime during the month of July. From that point we shift to Sanitation Fund operations that include only collection and disposal components and their associated revenues and expenditures. While overall Sanitation Fund expenditures have decreased significantly with the closure of the RRF, revenues decreased significantly as well and this budget requires a \$3 increase in the monthly solid waste management fee in order to balance the budget.
3. Water Fund. The proposed budget includes an increase of ten cents per thousand gallons of water used, with the new revenues being used predominantly for capital outlays. The impact to the average customer will be about fifty cents per month or \$6 per year.

The recommended FY 15-16 budget does not meet all of our needs. While cost reductions in numerous line items were imposed, there remain vehicle and equipment replacement needs that are being deferred and capital projects that are being delayed. The necessity of each remaining proposed expenditure was carefully considered before reaching the decision to propose the increases noted in this letter.

This draft budget now becomes City Council’s for purposes of review, comment, modification and subsequent adoption.

Sincerely,

Kurt D. Hodgen
City Manager

Fund Overviews

The following pages will provide a brief narrative summary of the proposed revenues and expenditures within each fund. The approach taken in this proposed budget has been to hold down capital costs where possible and to fund operating expenditures at a level that allows us to maintain existing service levels and meet all state and federal mandates.

The General Fund proposed budget totals \$100.5 million. This is a \$6.2 million (6.6%) increase over the current year's original budget. Revenues include a proposed six cent increase in the real estate tax rate which will generate \$2.3 million of additional revenue. There is also an estimated \$3.2 million in growth projected in other revenue line items such as sales tax (\$965,200), business license tax (\$337,600) and restaurant food tax (\$579,900) collections. In addition to the proposed real estate tax rate increase, new construction is estimated to increase real estate tax collections by \$651,000. The proposed budget includes the use of \$748,372 from fund balance. The use of fund balance is for funding of the ECC radio project commitment.

According to a 2014 publication by the Weldon Cooper Center for Public Service, the city currently has the **second** lowest nominal real estate tax rate, along with Galax, among all independent cities in Virginia. Only Williamsburg is lower and it is much smaller in population and level of municipal services than Harrisonburg. The City also continues to have a very favorable personal property tax rate. The following table provides information on real estate and personal property rates for comparable localities.

Real Estate Tax Rates		Personal Property Tax Rate	
Harrisonburg	\$0.69	Harrisonburg	\$3.50
Charlottesville	\$0.95	Charlottesville	\$4.20
Lynchburg	\$1.11	Lynchburg	\$3.80
Staunton	\$0.95	Staunton	\$2.75
Waynesboro	\$0.80	Waynesboro	\$5.00
Winchester	\$0.95	Winchester	\$4.50
Rockingham County	\$0.64	Rockingham County	\$2.85
Median for Independent Cities	\$1.04	Median for Independent Cities	\$4.07

Source: Virginia Local Tax Rates, 33rd edition; Weldon Cooper Center for Public Service. Rates are for motor vehicles.

The following are population estimates and changes in population from the Weldon Cooper Center for Public Service for selected localities, as of July 1, 2014.

Population		% increase (since 2010)	
Harrisonburg	52,612	Harrisonburg	7.6%
Charlottesville	47,783	Charlottesville	9.9%
Lynchburg	77,874	Lynchburg	3.1%
Staunton	24,647	Staunton	3.8%
Waynesboro	21,661	Waynesboro	3.1%
Winchester	27,200	Winchester	3.8%
Rockingham County	78,953	Rockingham County	3.5%

School Fund

The proposed School Fund budget is \$3.5 million (5.6%) more than the original fiscal year 2015 budget amount. School funding (which includes school bus operations) represents the largest single expenditure in the city's General Fund budget. The School Board's proposed funding request increases by \$1.16 million to \$30 million. This represents approximately 30% of the General Fund budget. In addition to the direct school funding transfer, debt service expenditures paid from the General Fund for school facilities total \$6.2 million bringing total school related funding to 36% of the total General Fund budget.

School Nutrition Fund

This fund's budget of \$3.5 million is \$200,941 (6.2%) more than current year's budget with the additional funding mainly coming from federal revenues.

CITY OF HARRISONBURG, VIRGINIA
 SCHOOL FUNDING BY THE CITY
 FOR THE TEN YEAR PERIOD 7/1/06 THROUGH 6/30/16

General Fund Transfer

Fiscal Year	Gross Transfers	Less Debt, Lottery, etc. Transfer	Net Transfers	Increase Each Year	Percentage Increase Each Year
2016	30,003,852	-	30,003,852	1,166,992	4.05%
2015	28,836,860	-	28,836,860	1,492,224	5.46%
2014	27,344,636	-	27,344,636	126,425	0.46%
2013	27,218,211 (B)	-	27,218,211	2,018,168	8.01%
2012	25,200,043	-	25,200,043	298,646	1.20%
2011	24,901,397	-	24,901,397	(206,188)	-0.82%
2010	25,107,585	-	25,107,585	(1,121,702)	-4.28%
2009	26,700,884	471,597 (A)	26,229,287	3,269,131	14.24%
2008	23,388,379	428,223 (A)	22,960,156	1,460,882	6.80%
2007	21,888,794	389,520 (A)	21,499,274		



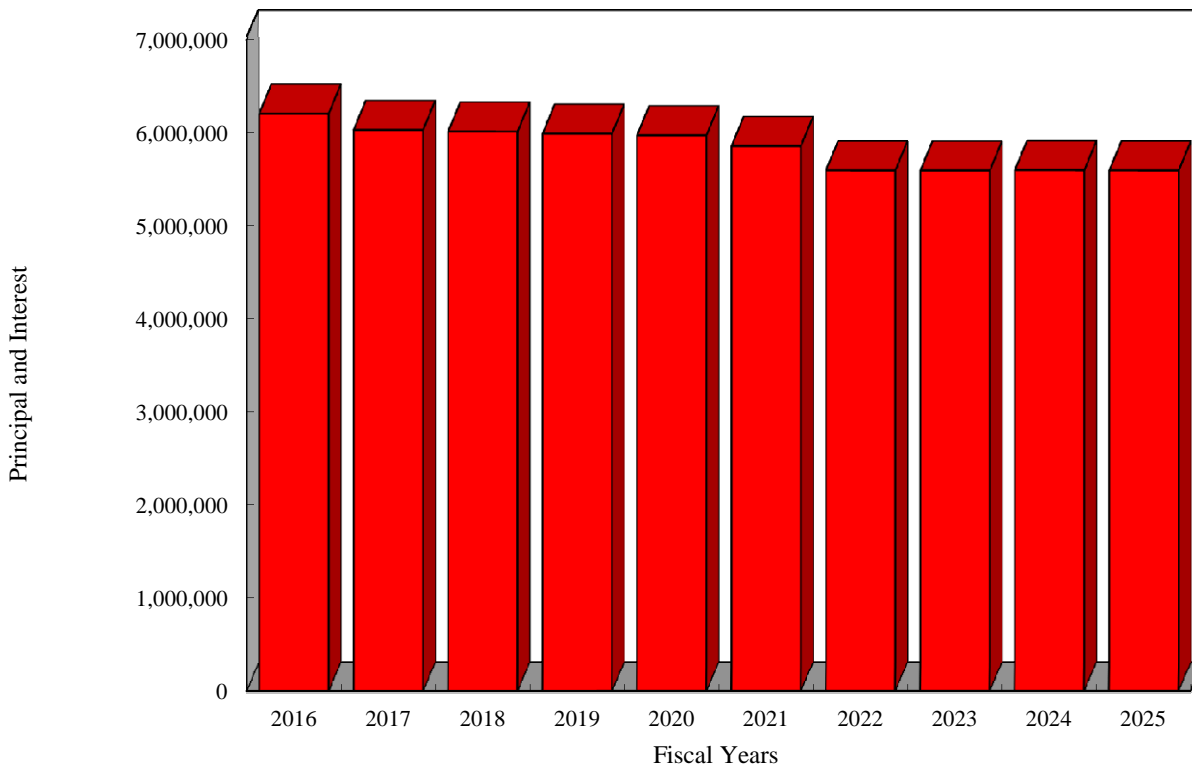
Note (A) - State construction funds & 1/2 of the lottery funds.

Note (B) - Includes \$900,000 of fund balance.

**City of Harrisonburg, Virginia
General Fund School Debt Payments
For the Next Ten Fiscal Years 2016-2025**

Fiscal Year	Principal	Interest	Total
2016	3,353,100	2,848,748	6,201,848
2017	3,381,500	2,647,153	6,028,653
2018	3,534,500	2,475,360	6,009,860
2019	3,692,000	2,295,877	5,987,877
2020	3,864,000	2,106,950	5,970,950
2021	3,945,500	1,909,245	5,854,745
2022	3,882,000	1,710,570	5,592,570
2023	4,083,000	1,509,105	5,592,105
2024	4,298,000	1,297,118	5,595,118
2025	4,518,500	1,074,112	5,592,612
Total	38,552,100	19,874,238	58,426,338

School Debt Payments for Next Ten Fiscal Years



Note - Does not include debt service for Public Transportation facility that operates school bus services.

Community Development Block Grant Fund

The Community Development Block Grant Fund accounts for the administration of the Community Development Block Grant funding that the City receives from the federal government. The total budget for this fund is \$542,005 which is an increase of \$36,850 from the current year's original budget.

School Transportation Fund

The budget for the School Transportation Fund has increased \$54,350 (1.8%) from the current year original budget. This includes the purchase of new school buses and pay study adjustments. Funding is provided almost entirely from the School Fund.

Capital outlay includes \$300,000 for the purchase of three new school buses and \$15,000 for other miscellaneous equipment.

General Capital Projects Fund

Proposed expenditures in the General Capital Projects Fund for fiscal year 2016 total \$367,335. This amount represents a \$266,665 decrease over the current year's original budget amount. Proposed project funding includes \$117,335 for the City's match of a grant for downtown streetscape improvements and \$250,000 for building inspection and permitting software that is included in the IT strategic plan document.

Water Fund

The Water Fund budget has increased 4.1% (\$338,845) from the current year's original budget. The revenue estimates include an increase in water rates of \$0.10/1000 gallons. It is estimated that this increase will generate approximately \$205,600 of additional revenue. The additional funds will primarily be utilized to continue the Easter Raw Water Line project and the Western Source upgrade and replacement project.

The Water Fund Capital Projects Fund's budget contains \$250,000 in funding for the western raw waterline, \$210,000 for transmission/distribution asset replacements, \$210,000 for pumping, storage and monitoring asset replacement, \$50,000 for the western potable water system and \$95,000 in funding for other various repairs and replacements to existing infrastructure.

Sewer Fund

The Sewer Fund budget has increased 1.7% (\$195,517) from the current year's original budget. No rate increases are being proposed.

The Sewer Fund Capital Projects Fund's budget contains \$300,000 for collection and transmission asset replacement, \$100,000 for improvements to the Blacks Run interceptor and \$25,000 in funding for various repairs and replacements to existing infrastructure.

Public Transportation Fund

The Public Transportation Fund budget has increased \$2.7 million (47.3%) from the current original fiscal year 2015 budget. This increase is from the purchase of additional transit buses. The payment from James Madison University for transit bus services will remain level at \$1,626,500. Federal and state operating revenues will increase \$46,952 with capital revenues increasing \$2.6 million. The transfer from the General Fund will be \$250,000.

Capital outlay includes \$3,280,000 for the replacement of eight transit buses and \$45,000 for the replacement of one paratransit bus, which are 90 percent reimbursed by federal and state funds.

Sanitation Fund

The Sanitation Fund budget has decreased \$8.5 million from the current year's original budget. This is reflective of the discontinued operations of the steam plant. Funding is provided by \$689,435 in fund balance use, \$4.6 million in refuse/solid waste management fees and 924,960 in operating and debt service reimbursements from JMU. A \$3.00 per month increase in the solid waste management fee is proposed. It is estimated that this increase will generate approximately \$518,400 of additional revenue.

Capital outlay includes \$150,000 for the replacement of one refuse collection truck.

The Sanitation Capital Projects Fund includes \$100,000 for landfill remediation.

Stormwater Fund

The Stormwater Fund budget is a new enterprise fund for fiscal year 2016 established to address State and Federal stormwater management mandates. The budget totals \$1.8 million.

Capital outlay includes \$100,000 for stormwater partnerships; \$140,000 for a downtown bioretention/bump outs project; \$150,000 for asset management software and \$380,000 for the purchase of a pickup truck and a flusher truck.

The Stormwater Capital Projects Fund includes \$200,000 for stormwater improvements at Lucy Simms/Sampson Park property and \$606,000 for East Market Street median stormwater improvements. One-half of the cost East Market Street project is funded through a state grant.

Business Loan Program Fund

This fund accounts for the activity of the Harrisonburg Business Loan Program. \$50,000 in funding is included to continue providing loans from payments made from existing loans. Since 2012, this program has made a total of nine loans valued at over \$185,000 to various startup businesses

Central Garage Fund

The Central Garage Fund has increased by \$25,267 (2%). This fund accounts for the operations of the city's central garage. All repairs of city vehicles and equipment are done through the Central Garage Fund. Financing is provided by charges to other departments for services rendered and transfers from other funds for overhead. Each department will make payments for labor based on the prior year's usage, so they can more accurately budget expenditures. Each year the department's usage is evaluated and the labor contribution is based on the new evaluation.

Capital outlay includes \$10,000 for shop tools and equipment, and \$5,000 for building and grounds improvements.

Central Stores Fund

The Central Stores Fund has increased by \$12,467 (8.3%) compared to the current year original budget. This fund accounts for the personnel and miscellaneous expenses related to the operations of the city's central stores. Financing is provided by other funds for overhead costs.

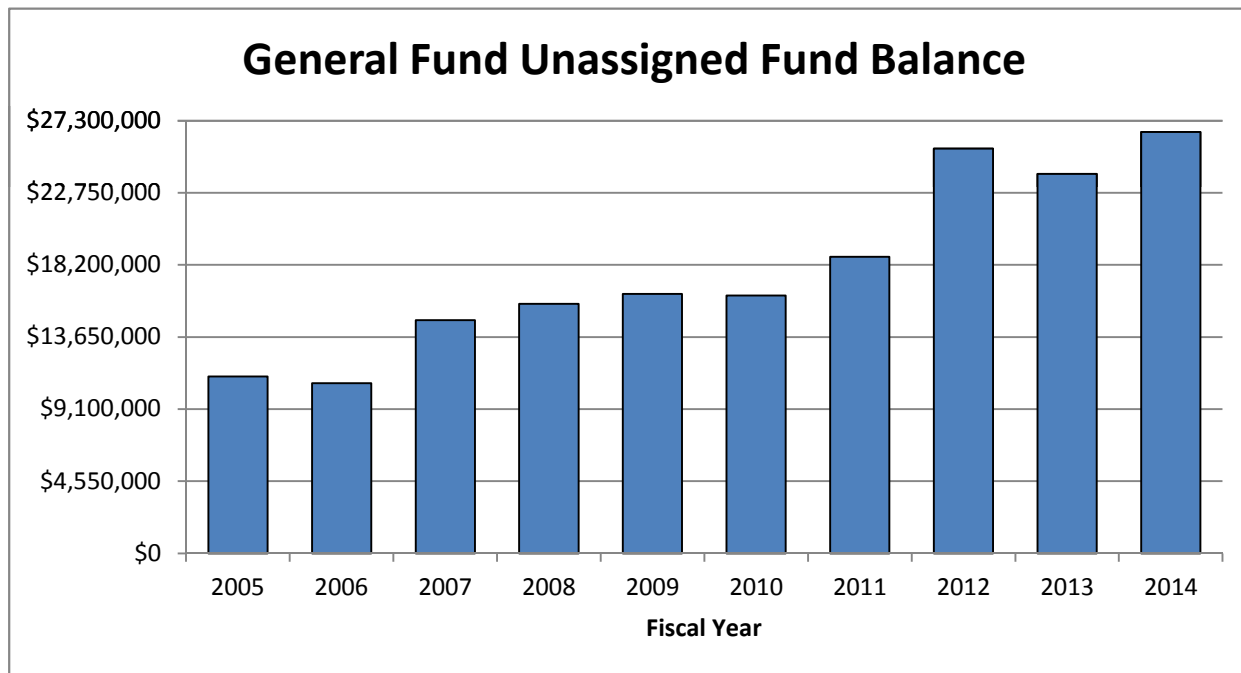
SUPPLEMENTAL INFORMATION

**CITY OF HARRISONBURG, VIRGINIA
SUPPLEMENTAL INFORMATION
FISCAL YEAR 2016**

<u>General Fund Summary of Fund Balances</u>	<u>1</u>
<u>General Fund Revenues by Major Source (Graph)</u>	<u>2</u>
<u>General Fund Expenditures by Function (Graph)</u>	<u>3</u>
<u>Comparison of Revenue Budgets</u>	<u>4-7</u>
<u>Comparison of Expenditure Budgets</u>	<u>8-12</u>
<u>Expenditure Budget by Object Class</u>	<u>13-17</u>
<u>Budgeted Positions</u>	<u>18-37</u>

**CITY OF HARRISONBURG, VIRGINIA
GENERAL FUND SUMMARY OF FUND BALANCES
LAST TEN FISCAL YEARS**

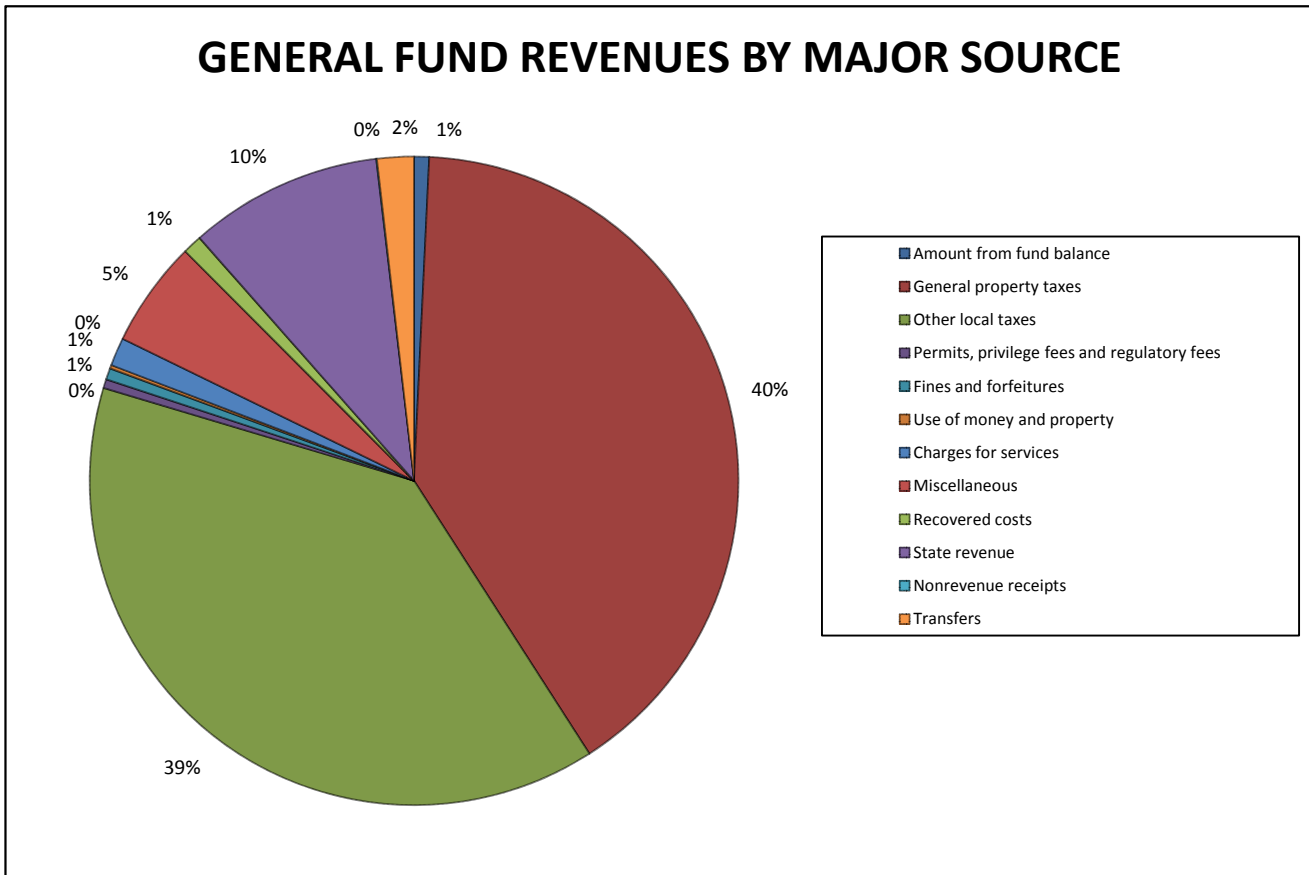
Fiscal Year	Unassigned Fund Balance	Total Fund Balance
2005	11,157,528	19,454,425
2006	10,729,138	14,752,882
2007	14,711,182	24,426,125
2008	15,747,798	25,282,473
2009	16,363,415	19,535,665
2010	16,273,005	19,964,295
2011	18,711,352	25,267,679
2012	25,534,922	31,518,885
2013	23,932,401	31,239,028
2014	26,595,398	32,054,456



Source: City of Harrisonburg, Virginia Comprehensive Annual Financial Report

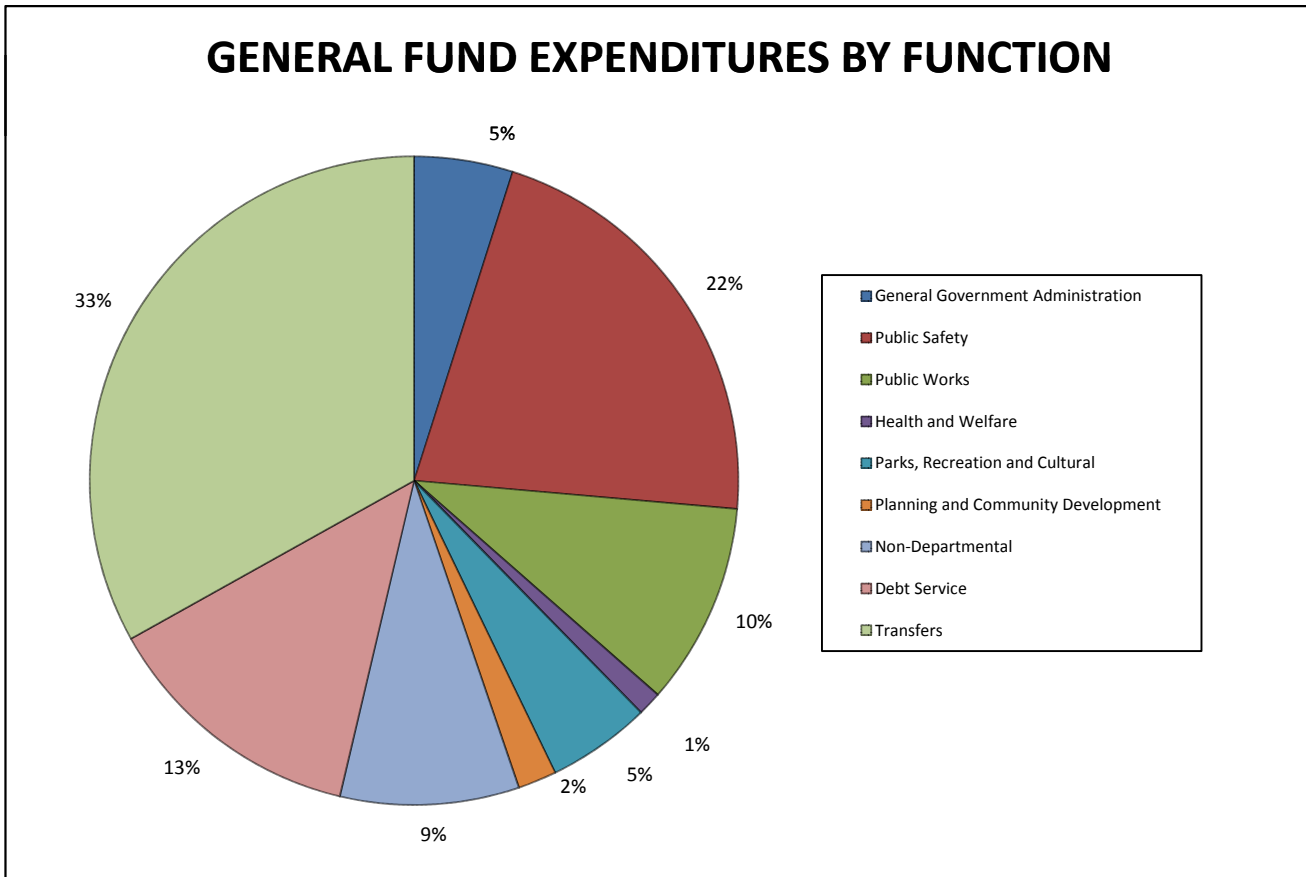
CITY OF HARRISONBURG, VIRGINIA
GENERAL FUND REVENUES BY MAJOR SOURCE
For Fiscal Year 2016

Function	Budgeted Amount	Percent of Budget
Amount from fund balance	\$ 748,372	0.74%
General property taxes	40,358,900	40.17%
Other local taxes	38,891,857	38.71%
Permits, privilege fees and regulatory fees	455,270	0.45%
Fines and forfeitures	565,000	0.56%
Use of money and property	175,000	0.17%
Charges for services	1,412,900	1.41%
Miscellaneous	5,330,500	5.31%
Recovered costs	969,197	0.96%
State revenue	9,686,301	9.64%
Nonrevenue receipts	35,000	0.03%
Transfers	1,846,800	1.84%
Total	\$ 100,475,097	



CITY OF HARRISONBURG, VIRGINIA
GENERAL FUND EXPENDITURES BY FUNCTION
For Fiscal Year 2016

Function	Budgeted Amount	Percent of Budget
General Government Administration	\$ 4,938,949	4.92%
Public Safety	21,581,970	21.48%
Public Works	10,129,657	10.08%
Health and Welfare	1,195,566	1.19%
Parks, Recreation and Cultural	5,197,181	5.17%
Planning and Community Development	1,934,144	1.92%
Non-Departmental	8,961,826	8.92%
Debt Service	13,276,266	13.21%
Transfers	<u>33,259,538</u>	33.10%
Total	\$ <u>100,475,097</u>	



CITY OF HARRISONBURG, VIRGINIA
COMPARISON OF REVENUE BUDGETS
For Fiscal Year 2016

Fund and Major Revenue Sources	FY 2015 Original Budget	FY 2016 Proposed Budget	Percentage of Fund's Budget	Increase (Decrease)	Percentage Change
General Fund					
Amount from fund balance	177,477	748,372	0.74%	570,895	321.67%
General property taxes	36,994,200	40,358,900	40.17%	3,364,700	9.10%
Other local taxes	36,652,870	38,891,857	38.71%	2,238,987	6.11%
Permits, privilege fees and regulatory fees	397,270	455,270	0.45%	58,000	14.60%
Fines and forfeitures	600,000	565,000	0.56%	(35,000)	-5.83%
Use of money and property	170,000	175,000	0.17%	5,000	2.94%
Charges for services	1,358,000	1,412,900	1.41%	54,900	4.04%
Miscellaneous	5,223,100	5,330,500	5.31%	107,400	2.06%
Recovered costs	911,440	969,197	0.96%	57,757	6.34%
State revenue	9,991,402	9,686,301	9.64%	(305,101)	-3.05%
Federal revenue	-	-	0.00%	-	0.00%
Nonrevenue receipts	37,000	35,000	0.03%	(2,000)	-5.41%
Transfers from other funds	1,777,920	1,846,800	1.84%	68,880	3.87%
Total General Fund	94,290,679	100,475,097		6,184,418	6.56%
School Fund					
Charges for services	1,686,675	1,884,675	2.83%	198,000	11.74%
State revenue	29,779,011	31,940,551	47.94%	2,161,540	7.26%
Federal revenue	2,795,242	2,795,242	4.20%	-	0.00%
Transfers from other funds	28,836,860	30,003,852	45.03%	1,166,992	4.05%
Total School Fund	63,097,788	66,624,320		3,526,532	5.59%
School Nutrition Fund					
Charges for services	577,593	615,234	17.73%	37,641	6.52%
State revenue	75,000	78,000	2.25%	3,000	4.00%
Federal revenue	2,617,000	2,777,300	80.03%	160,300	6.13%
Total School Nutrition Fund	3,269,593	3,470,534		200,941	6.15%
Emergency Communications Center Fund					
Amount from fund balance	700,000	-	0.00%	(700,000)	-100.00%
Use of money and property	131,220	148,020	3.05%	16,800	12.80%
Miscellaneous	1,759,580	1,880,205	38.74%	120,625	6.86%
Recovered costs	250,000	250,000	5.15%	-	0.00%
State revenue	380,000	534,948	11.02%	154,948	40.78%
Federal revenue	100,000	160,000	3.30%	60,000	60.00%
Transfers from other funds	1,759,580	1,880,205	38.74%	120,625	6.86%
Total Emergency Communications Center Fund	5,080,380	4,853,378		(227,002)	-4.47%
Community Development Block Grant Fund					
Federal revenue	505,155	542,005	100.00%	36,850	7.29%
Total Community Development Block Grant Fund	505,155	542,005		36,850	7.29%

**CITY OF HARRISONBURG, VIRGINIA
COMPARISON OF REVENUE BUDGETS
For Fiscal Year 2016**

Fund and Major Revenue Sources	FY 2015 Original Budget	FY 2016 Proposed Budget	Percentage of Fund's Budget	Increase (Decrease)	Percentage Change
School Transportation Fund					
Amount from fund balance	-	20,000	0.64%	20,000	0.00%
Charges for services	3,046,943	3,081,793	99.36%	34,850	1.14%
Recovered costs	500	-	0.00%	(500)	-100.00%
Total School Transportation Fund	3,047,443	3,101,793		54,350	1.78%
General Capital Projects Fund					
Amount from fund balance	-	-	0.00%	-	0.00%
Transfers from other funds	634,000	367,335	100.00%	(266,665)	-42.06%
Total General Capital Projects Fund	634,000	367,335		(266,665)	-42.06%
School Capital Projects Fund					
Amount from fund balance	-	-	0.00%	-	0.00%
Transfers from other funds	-	-	0.00%	-	0.00%
Total School Capital Projects Fund	-	-		-	0.00%
ECC Capital Projects Fund					
Amount from fund balance	-	-	0.00%	-	0.00%
Miscellaneous	-	748,372	50.00%	748,372	0.00%
Transfers from other funds	-	748,372	50.00%	748,372	0.00%
Total ECC Capital Projects Fund	-	1,496,744		1,496,744	0.00%
Water Capital Projects Fund					
Amount from fund balance	-	-	0.00%	-	0.00%
Transfers from other funds	617,485	815,000	100.00%	197,515	31.99%
Total Water Capital Projects Fund	617,485	815,000		197,515	31.99%
Sewer Capital Projects Fund					
Amount from fund balance	-	-	0.00%	-	0.00%
Transfers from other funds	400,000	425,000	100.00%	25,000	6.25%
Total Sewer Capital Projects Fund	400,000	425,000		25,000	6.25%
Sanitation Capital Projects Fund					
Amount from fund balance	-	-	0.00%	-	0.00%
Recovered costs	1,500,000	-	0.00%	(1,500,000)	-100.00%
Transfers from other funds	500,000	100,000	100.00%	(400,000)	-80.00%
Total Sanitation Capital Projects Fund	2,000,000	100,000		(1,900,000)	-95.00%

CITY OF HARRISONBURG, VIRGINIA
COMPARISON OF REVENUE BUDGETS
For Fiscal Year 2016

Fund and Major Revenue Sources	FY 2015 Original Budget	FY 2016 Proposed Budget	Percentage of Fund's Budget	Increase (Decrease)	Percentage Change
Stormwater Capital Projects Fund					
Amount from fund balance	-	-	0.00%	-	0.00%
State revenue	-	303,198	37.62%	303,198	0.00%
Transfers from other funds	-	502,802	62.38%	502,802	0.00%
Total Stormwater Capital Projects Fund	-	806,000		806,000	0.00%
Water Fund					
Amount from fund balance	-	-	0.00%	-	0.00%
Permits, privilege fees and regulatory fees	150,000	200,000	2.32%	50,000	33.33%
Use of money and property	25,000	25,000	0.29%	-	0.00%
Charges for services	6,213,483	6,477,989	75.18%	264,506	4.26%
Miscellaneous	5,000	5,000	0.06%	-	0.00%
Recovered costs	25,000	25,000	0.29%	-	0.00%
Intrafund transfers	1,859,205	1,883,544	21.86%	24,339	1.31%
Total Water Fund	8,277,688	8,616,533		338,845	4.09%
Sewer Fund					
Amount from fund balance	253,390	412,367	3.48%	158,977	62.74%
Permits, privilege fees and regulatory fees	225,000	225,000	1.90%	-	0.00%
Use of money and property	7,000	4,000	0.03%	(3,000)	-42.86%
Charges for services	9,722,620	9,770,000	82.51%	47,380	0.49%
Miscellaneous	1,000	1,000	0.01%	-	0.00%
Recovered costs	30,000	20,000	0.17%	(10,000)	-33.33%
Intrafund transfers	1,406,250	1,408,410	11.89%	2,160	0.15%
Total Sewer Fund	11,645,260	11,840,777		195,517	1.68%
Public Transportation Fund					
Amount from fund balance	-	-	0.00%	-	0.00%
Use of money and property	75,000	90,000	1.08%	15,000	20.00%
Charges for services	1,770,250	1,793,500	21.61%	23,250	1.31%
Recovered costs	99,500	99,500	1.20%	-	0.00%
State revenue	1,105,100	1,392,600	16.78%	287,500	26.02%
Federal revenue	2,119,820	4,457,372	53.71%	2,337,552	110.27%
Transfers from other funds	248,417	250,000	3.01%	1,583	0.64%
Intrafund transfers	216,660	216,660	2.61%	-	0.00%
Total Public Transportation Fund	5,634,747	8,299,632		2,664,885	47.29%

CITY OF HARRISONBURG, VIRGINIA
COMPARISON OF REVENUE BUDGETS
For Fiscal Year 2016

Fund and Major Revenue Sources	FY 2015 Original Budget	FY 2016 Proposed Budget	Percentage of Fund's Budget	Increase (Decrease)	Percentage Change
Sanitation Fund					
Amount from fund balance	2,884,682	689,435	10.71%	(2,195,247)	-76.10%
Use of money and property	10,000	4,000	0.06%	(6,000)	-60.00%
Charges for services	8,806,505	4,618,400	71.75%	(4,188,105)	-47.56%
Miscellaneous	100,000	-	0.00%	(100,000)	-100.00%
Recovered costs	1,912,212	924,960	14.37%	(987,252)	-51.63%
Intrafund transfers	1,237,212	200,000	3.11%	(1,037,212)	-83.83%
Total Sanitation Fund	14,950,611	6,436,795		(8,513,816)	-56.95%
Business Loan Program Fund					
Amount from fund balance	32,000	12,000	24.00%	(20,000)	-62.50%
Use of money and property	2,403	3,800	7.60%	1,397	58.14%
Miscellaneous	23,992	34,200	68.40%	10,208	42.55%
Total Business Loan Program Fund	58,395	50,000		(8,395)	-14.38%
Stormwater Fund					
Charges for services	-	1,788,100	100.00%	1,788,100	0.00%
Total Stormwater Fund	-	1,788,100		1,788,100	0.00%
Central Garage Fund					
Amount from fund balance	-	-	0.00%	-	0.00%
Permits, privilege fees and regulatory fees	9,000	7,000	0.55%	(2,000)	-22.22%
Use of money and property	500	100	0.01%	(400)	-80.00%
Charges for services	1,187,000	1,262,656	99.44%	75,656	6.37%
Transfers from other funds	47,989	-	0.00%	(47,989)	-100.00%
Total Central Garage Fund	1,244,489	1,269,756		25,267	2.03%
Central Stores Fund					
Amount from fund balance	-	-	0.00%	-	0.00%
Transfers from other funds	150,427	162,894	100.00%	12,467	8.29%
Total Central Stores Fund	150,427	162,894		12,467	8.29%
Total All Funds	214,904,140	221,541,693		6,637,553	3.09%

CITY OF HARRISONBURG, VIRGINIA
COMPARISON OF EXPENDITURE BUDGETS
For Fiscal Year 2016

Fund, Function and Elements	FY 2015 Original Budget	FY 2016 Proposed Budget	Percentage of Fund's Budget	Increase (Decrease)	Percentage Change
General Fund					
General government administration:					
City council	187,941	197,709	0.20%	9,768	5.20%
City manager	485,541	506,168	0.50%	20,627	4.25%
City attorney	167,458	196,785	0.20%	29,327	17.51%
Human resources	380,475	382,397	0.38%	1,922	0.51%
Independent auditor	20,700	21,100	0.02%	400	1.93%
Commissioner of revenue	403,141	427,329	0.43%	24,188	6.00%
Assessor	312,970	315,522	0.31%	2,552	0.82%
Equalization board	3,025	3,025	0.00%	-	0.00%
Treasurer	505,532	553,684	0.55%	48,152	9.53%
Finance	438,160	514,962	0.51%	76,802	17.53%
Information technology	1,213,414	1,439,295	1.43%	225,881	18.62%
Purchasing	140,716	147,449	0.15%	6,733	4.78%
Electoral board	213,617	233,524	0.23%	19,907	9.32%
Total general government administration	4,472,690	4,938,949	4.92%	466,259	10.42%
Public safety:					
Police administration	2,948,465	3,307,546	3.29%	359,081	12.18%
Police operations	3,297,219	3,527,645	3.51%	230,426	6.99%
Police criminal investigation	1,577,653	1,656,293	1.65%	78,640	4.98%
Police special operations	1,520,030	1,795,156	1.79%	275,126	18.10%
Fire administration	578,920	553,400	0.55%	(25,520)	-4.41%
Fire suppression	5,963,775	6,374,092	6.34%	410,317	6.88%
Fire prevention	442,903	460,241	0.46%	17,338	3.91%
Fire training	219,636	249,547	0.25%	29,911	13.62%
Public safety building	367,622	331,615	0.33%	(36,007)	-9.79%
Child safety alliance	45,657	52,135	0.05%	6,478	14.19%
Court appointed attorney	85,500	85,000	0.08%	(500)	-0.58%
Regional jail (MRRJ)	-	1,986,166	1.98%	1,986,166	0.00%
Building inspection	788,063	803,656	0.80%	15,593	1.98%
Animal control	317,637	327,182	0.33%	9,545	3.01%
Coroner	1,000	1,000	0.00%	-	0.00%
Emergency services	71,431	71,296	0.07%	(135)	-0.19%
Total public safety	18,225,511	21,581,970	21.48%	3,356,459	18.42%
Public works:					
General engineering	745,548	751,995	0.75%	6,447	0.86%
Highway and street maintenance	6,194,615	6,134,505	6.11%	(60,110)	-0.97%
Street lights	590,758	528,714	0.53%	(62,044)	-10.50%
Snow and ice removal	259,185	291,162	0.29%	31,977	12.34%
Traffic engineering	1,195,335	1,249,202	1.24%	53,867	4.51%
Highway and street beautification	340,316	338,029	0.34%	(2,287)	-0.67%
Street and road cleaning	486,950	474,315	0.47%	(12,635)	-2.59%
Insect and rodent control	40,287	37,903	0.04%	(2,384)	-5.92%
General properties	307,469	323,832	0.32%	16,363	5.32%
Total public works	10,160,463	10,129,657	10.08%	(30,806)	-0.30%

CITY OF HARRISONBURG, VIRGINIA
COMPARISON OF EXPENDITURE BUDGETS
For Fiscal Year 2016

Fund, Function and Elements	FY 2015 Original Budget	FY 2016 Proposed Budget	Percentage of Fund's Budget	Increase (Decrease)	Percentage Change
General Fund (continued)					
Health and welfare:					
Local health department	403,851	430,466	0.43%	26,615	6.59%
Community services board	463,682	655,100	0.65%	191,418	41.28%
Tax relief for the elderly/disabled veterans	100,000	110,000	0.11%	10,000	10.00%
Total health and welfare	967,533	1,195,566	1.19%	228,033	23.57%
Parks, recreation and cultural:					
Parks administration	1,008,129	1,160,547	1.16%	152,418	15.12%
Parks	911,980	968,472	0.96%	56,492	6.19%
Recreation center and playgrounds	554,377	568,257	0.57%	13,880	2.50%
National guard armory	99,529	102,361	0.10%	2,832	2.85%
Simms recreation center	334,385	335,476	0.33%	1,091	0.33%
Westover swimming pool	393,692	416,946	0.41%	23,254	5.91%
Athletics	420,863	484,158	0.48%	63,295	15.04%
Blacks run greenway	55,942	53,193	0.05%	(2,749)	-4.91%
Golf course grounds management	615,009	674,516	0.67%	59,507	9.68%
Golf course clubhouse management	411,747	433,255	0.43%	21,508	5.22%
Total parks, recreation and cultural	4,805,653	5,197,181	5.17%	391,528	8.15%
Planning and community development:					
Planning	191,224	200,305	0.20%	9,081	4.75%
Zoning administration	154,370	152,253	0.15%	(2,117)	-1.37%
Board of zoning appeals	6,032	5,686	0.01%	(346)	-5.74%
Economic development	650,589	715,075	0.71%	64,486	9.91%
Downtown renaissance	216,297	212,270	0.21%	(4,027)	-1.86%
Tourism and visitors services	431,014	432,111	0.43%	1,097	0.25%
Downtown parking services	209,934	216,444	0.22%	6,510	3.10%
Total planning and community development	1,859,460	1,934,144	1.92%	74,684	4.02%
Other:					
Community and civic organizations	1,343,466	1,429,028	1.42%	85,562	6.37%
Joint operations with Rockingham County	7,052,037	7,282,798	7.25%	230,761	3.27%
Reserve for contingencies	1,004,205	250,000	0.25%	(754,205)	-75.10%
Debt service	12,861,909	13,276,266	13.21%	414,357	3.22%
Transfers to other funds	31,537,752	33,259,538	33.10%	1,721,786	5.46%
Total other	53,799,369	55,497,630	55.24%	1,698,261	3.16%
Total General Fund	94,290,679	100,475,097	100.00%	6,184,418	6.56%

CITY OF HARRISONBURG, VIRGINIA
 COMPARISON OF EXPENDITURE BUDGETS
 For Fiscal Year 2016

Fund, Function and Elements	FY 2015 Original Budget	FY 2016 Proposed Budget	Percentage of Fund's Budget	Increase (Decrease)	Percentage Change
School Fund					
Instruction	48,749,936	51,349,276	77.07%	2,599,340	5.33%
Admin., attendance and health services	3,665,431	3,842,286	5.77%	176,855	4.82%
Pupil transportation	3,253,249	3,404,998	5.11%	151,749	4.66%
Operations and maintenance	4,811,418	5,059,494	7.59%	248,076	5.16%
Technology	2,617,754	2,968,266	4.46%	350,512	13.39%
Total School Fund	63,097,788	66,624,320		3,526,532	5.59%
School Nutrition Fund					
Food service	3,254,593	3,449,034	99.38%	194,441	5.97%
Technology	15,000	21,500	0.62%	6,500	43.33%
Total School Nutrition Fund	3,269,593	3,470,534		200,941	6.15%
Emergency Communications Center Fund					
Emergency Communications Center	5,080,380	4,853,378	100.00%	(227,002)	-4.47%
Total Emergency Communications Center Fund	5,080,380	4,853,378		(227,002)	-4.47%
Community Development Block Grant Fund					
Community development block grant	505,155	542,005	100.00%	36,850	7.29%
Total Community Development Block Grant Fund	505,155	542,005		36,850	7.29%
School Transportation Fund					
School buses	2,847,552	2,564,558	82.68%	(282,994)	-9.94%
Field trips and charters	199,891	148,337	4.78%	(51,554)	-25.79%
Administration	-	388,898	12.54%	388,898	0.00%
Total School Transportation Fund	3,047,443	3,101,793		54,350	1.78%
General Capital Projects Fund					
Capital projects	634,000	367,335	100.00%	(266,665)	-42.06%
Total General Capital Projects Fund	634,000	367,335		(266,665)	-42.06%
School Capital Projects Fund					
Capital projects	-	-	0.00%	-	0.00%
Total School Capital Projects Fund	-	-		-	0.00%
ECC Capital Projects Fund					
Capital projects	-	1,496,744	100.00%	1,496,744	0.00%
Total ECC Capital Projects Fund	-	1,496,744		1,496,744	0.00%

CITY OF HARRISONBURG, VIRGINIA
 COMPARISON OF EXPENDITURE BUDGETS
 For Fiscal Year 2016

Fund, Function and Elements	FY 2015 Original Budget	FY 2016 Proposed Budget	Percentage of Fund's Budget	Increase (Decrease)	Percentage Change
Water Capital Projects Fund					
Capital projects	617,485	815,000	100.00%	197,515	31.99%
Total Water Capital Projects Fund	617,485	815,000		197,515	31.99%
Sewer Capital Projects Fund					
Capital projects	400,000	425,000	100.00%	25,000	6.25%
Total Sewer Capital Projects Fund	400,000	425,000		25,000	6.25%
Sanitation Capital Projects Fund					
Capital projects	2,000,000	100,000	100.00%	(1,900,000)	-95.00%
Total Sanitation Capital Projects Fund	2,000,000	100,000		(1,900,000)	-95.00%
Stormwater Capital Projects Fund					
Capital projects	-	806,000	100.00%	806,000	0.00%
Total Stormwater Capital Projects Fund	-	806,000		806,000	0.00%
Water Fund					
Administration	437,583	449,273	5.21%	11,690	2.67%
Pumping, storage and monitoring	569,759	587,282	6.82%	17,523	3.08%
Transmission and distribution	849,542	849,630	9.86%	88	0.01%
Utility billing	410,027	458,886	5.33%	48,859	11.92%
Miscellaneous	2,422,424	2,414,446	28.02%	(7,978)	-0.33%
Purification	1,087,600	1,113,492	12.92%	25,892	2.38%
Capital outlay	81,000	85,000	0.99%	4,000	4.94%
Debt service	785,661	780,036	9.05%	(5,625)	-0.72%
Transfers to other funds	1,634,092	1,878,488	21.80%	244,396	14.96%
Total Water Fund	8,277,688	8,616,533		338,845	4.09%
Sewer Fund					
Administration	624,761	656,541	5.54%	31,780	5.09%
Treatment and disposal	3,408,000	3,615,000	30.53%	207,000	6.07%
Collection and transmission	895,830	954,287	8.06%	58,457	6.53%
Miscellaneous	1,763,288	1,728,856	14.60%	(34,432)	-1.95%
Utility billing	366,125	333,932	2.82%	(32,193)	-8.79%
Pumping and monitoring	194,422	206,729	1.75%	12,307	6.33%
Capital outlay	282,000	244,000	2.06%	(38,000)	-13.48%
Debt service	2,810,000	2,740,000	23.14%	(70,000)	-2.49%
Transfers to other funds	1,300,834	1,361,432	11.50%	60,598	4.66%
Total Sewer Fund	11,645,260	11,840,777		195,517	1.68%

CITY OF HARRISONBURG, VIRGINIA
 COMPARISON OF EXPENDITURE BUDGETS
 For Fiscal Year 2016

Fund, Function and Elements	FY 2015 Original Budget	FY 2016 Proposed Budget	Percentage of Fund's Budget	Increase (Decrease)	Percentage Change
Public Transportation Fund					
Transit buses	4,088,955	3,859,848	46.51%	(229,107)	-5.60%
Miscellaneous	156,000	-	0.00%	(156,000)	-100.00%
Paratransit buses	657,792	537,316	6.47%	(120,476)	-18.32%
Administration	-	536,468	6.46%	536,468	0.00%
Capital outlay	732,000	3,366,000	40.56%	2,634,000	359.84%
Total Public Transportation Fund	5,634,747	8,299,632		2,664,885	47.29%
Sanitation Fund					
Resource recovery facility	6,505,057	484,345	7.52%	(6,020,712)	-92.55%
Solid waste collection	1,352,719	1,472,448	22.88%	119,729	8.85%
Landfill	1,249,948	208,987	3.25%	(1,040,961)	-83.28%
Miscellaneous	1,326,212	207,437	3.22%	(1,118,775)	-84.36%
Recycling	994,322	-	0.00%	(994,322)	-100.00%
Solid waste management	-	1,148,799	17.85%	1,148,799	0.00%
Capital outlay	369,000	170,000	2.64%	(199,000)	-53.93%
Debt service	2,653,353	2,644,779	41.09%	(8,574)	-0.32%
Transfers to other funds	500,000	100,000	1.55%	(400,000)	-80.00%
Total Sanitation Fund	14,950,611	6,436,795		(8,513,816)	-56.95%
Business Loan Program Fund					
Revolving loan program	58,395	50,000	100.00%	(8,395)	-14.38%
Total Business Loan Program Fund	58,395	50,000		(8,395)	-14.38%
Stormwater Fund					
Stormwater management	-	515,298	28.82%	515,298	0.00%
Capital outlay	-	770,000	43.06%	770,000	0.00%
Transfers to other funds	-	502,802	28.12%	502,802	0.00%
Total Stormwater Fund	-	1,788,100		1,788,100	0.00%
Central Garage Fund					
Operating	1,214,489	1,126,984	88.76%	(87,505)	-7.21%
Administration	-	127,772	10.06%	127,772	0.00%
Capital outlay	30,000	15,000	1.18%	(15,000)	-50.00%
Total Central Garage Fund	1,244,489	1,269,756		25,267	2.03%
Central Stores Fund					
Operating	150,427	154,894	95.09%	4,467	2.97%
Capital outlay	-	8,000	4.91%	8,000	0.00%
Total Central Stores Fund	150,427	162,894		12,467	8.29%
Total All Funds	214,904,140	221,541,693		6,637,553	3.09%

CITY OF HARRISONBURG, VIRGINIA
EXPENDITURE BUDGET BY OBJECT CLASS
For Fiscal Year 2016

Fund, Function and Elements	Personal Services	Fringe Benefits	Operating	Capital Outlay	Other	Total
General Fund:						
General government administration						
City council	106,680	23,426	61,603	6,000	-	197,709
City manager	363,668	112,270	29,230	1,000	-	506,168
City attorney	146,172	34,260	16,353	-	-	196,785
Human resources	227,922	69,026	81,599	3,850	-	382,397
Independent auditor	-	-	21,100	-	-	21,100
Commissioner of revenue	270,034	107,371	33,724	16,200	-	427,329
Assessor	208,665	76,471	30,186	200	-	315,522
Equalization board	-	-	3,025	-	-	3,025
Treasurer	335,526	127,197	88,911	2,050	-	553,684
Finance	323,009	120,195	71,158	600	-	514,962
Information technology	473,203	182,661	546,831	236,600	-	1,439,295
Purchasing	94,724	43,537	9,188	-	-	147,449
Electoral board	106,787	29,795	66,942	30,000	-	233,524
Total general government administrator	2,656,390	926,209	1,059,850	296,500	-	4,938,949
Public safety:						
Police administration	1,343,540	487,358	1,067,724	408,924	-	3,307,546
Police operations	2,410,453	921,308	179,134	16,750	-	3,527,645
Police criminal investigatior	1,107,028	448,927	98,618	1,720	-	1,656,293
Police special operations	1,125,358	414,694	206,174	48,930	-	1,795,156
Fire administration	320,435	103,186	129,779	-	-	553,400
Fire suppression	3,848,452	1,629,206	684,731	211,703	-	6,374,092
Fire prevention	292,286	100,802	67,153	-	-	460,241
Fire training	157,537	58,276	32,534	1,200	-	249,547
Public safety building	58,924	31,686	241,005	-	-	331,615
Child safety alliance	32,159	16,636	3,340	-	-	52,135
City and county jail	-	-	85,000	-	-	85,000
Regional jail (MRRJ)	-	-	1,986,166	-	-	1,986,166
Building inspector	573,380	189,322	37,354	3,600	-	803,656
Animal control	38,885	18,754	269,043	500	-	327,182
Coroner	-	-	1,000	-	-	1,000
Emergency services	-	-	63,796	7,500	-	71,296
Total public safety	11,308,437	4,420,155	5,152,551	700,827	-	21,581,970
Public works:						
General engineering	495,194	189,775	45,226	21,800	-	751,995
Highway and street maintenance	1,862,099	767,966	3,046,140	458,300	-	6,134,505
Street lights	-	-	528,714	-	-	528,714
Snow and ice removal	50,000	4,591	201,571	35,000	-	291,162
Traffic engineering	544,097	210,880	397,225	97,000	-	1,249,202
Highway and street beautificatior	148,333	49,766	111,430	28,500	-	338,029
Street and road cleaning	225,740	95,737	149,338	3,500	-	474,315
Insect and rodent contro	15,456	1,182	21,265	-	-	37,903
General properties	41,214	17,857	247,261	17,500	-	323,832
Total public works	3,382,133	1,337,754	4,748,170	661,600	-	10,129,657

CITY OF HARRISONBURG, VIRGINIA
EXPENDITURE BUDGET BY OBJECT CLASS
For Fiscal Year 2016

Fund, Function and Elements	Personal Services	Fringe Benefits	Operating	Capital Outlay	Other	Total
General Fund (continued):						
Health and welfare:						
Local health department	-	-	430,466	-	-	430,466
Community services board	-	-	655,100	-	-	655,100
Tax relief for the elderly/disabled veteran:	-	-	110,000	-	-	110,000
Total health and welfare	-	-	1,195,566	-	-	1,195,566
Parks, recreation and cultural:						
Parks administration	440,091	157,176	451,730	111,550	-	1,160,547
Parks	597,610	234,874	135,988	-	-	968,472
Recreation center and playgrounds	365,283	109,187	84,637	9,150	-	568,257
National guard armory	38,459	18,590	45,312	-	-	102,361
Simms recreation center	125,816	31,522	175,388	2,750	-	335,476
Westover swimming pool	210,043	53,515	152,288	1,100	-	416,946
Athletics	241,297	91,633	129,228	22,000	-	484,158
Blacks run greenway	35,880	12,876	4,437	-	-	53,193
Golf course grounds management	316,832	93,048	219,426	45,210	-	674,516
Golf course clubhouse management	172,976	43,447	213,832	3,000	-	433,255
Total parks, recreation and cultura	2,544,287	845,868	1,612,266	194,760	-	5,197,181
Planning and community development						
Planning	132,354	43,940	20,811	3,200	-	200,305
Zoning administration	111,987	29,261	9,155	1,850	-	152,253
Board of zoning appeals	900	69	4,717	-	-	5,686
Economic development	119,595	41,086	543,294	11,100	-	715,075
Downtown renaissance	175,446	30,624	6,200	-	-	212,270
Tourism and visitors services	171,888	52,606	187,617	20,000	-	432,111
Downtown parking services	93,421	23,372	87,651	12,000	-	216,444
Total planning and community development	805,591	220,958	859,445	48,150	-	1,934,144
Other:						
Community and civic organizations	-	-	1,429,028	-	-	1,429,028
Joint operations with Rockingham County	-	-	7,282,798	-	-	7,282,798
Reserve for contingencies:	-	-	-	-	250,000	250,000
Debt service	-	-	-	-	13,276,266	13,276,266
Transfers to other funds:	-	-	-	-	33,259,538	33,259,538
Total other	-	-	8,711,826	-	46,785,804	55,497,630
Total General Fund	20,696,838	7,750,944	23,339,674	1,901,837	46,785,804	100,475,097
School Fund:						
School operating	37,599,705	14,951,539	12,998,471	1,074,605	-	66,624,320
Total School Fund	37,599,705	14,951,539	12,998,471	1,074,605	-	66,624,320
School Nutrition Fund:						
School nutrition	996,915	499,219	1,906,400	68,000	-	3,470,534
Total School Nutrition Fund	996,915	499,219	1,906,400	68,000	-	3,470,534

CITY OF HARRISONBURG, VIRGINIA
EXPENDITURE BUDGET BY OBJECT CLASS
For Fiscal Year 2016

Fund, Function and Elements	Personal Services	Fringe Benefits	Operating	Capital Outlay	Other	Total
Emergency Communications Center Fund:						
Emergency communications center	1,948,321	683,336	1,975,221	246,500	-	4,853,378
Total Emergency Communications Center Fund	1,948,321	683,336	1,975,221	246,500	-	4,853,378
Community Development Block Grant Fund:						
Community development block grant	69,783	21,047	448,175	3,000	-	542,005
Total Community Development Block Grant Fund	69,783	21,047	448,175	3,000	-	542,005
School Transportation Fund:						
School buses	1,034,827	475,291	719,440	335,000	-	2,564,558
Field trips and charters	54,802	17,886	75,649	-	-	148,337
Administration	223,188	77,279	88,431	-	-	388,898
Total School Transportation Fund	1,312,817	570,456	883,520	335,000	-	3,101,793
General Capital Projects Fund:						
Capital projects	-	-	-	367,335	-	367,335
Total General Capital Projects Fund	-	-	-	367,335	-	367,335
School Capital Projects Fund:						
Capital projects	-	-	-	-	-	-
Total School Capital Projects Fund	-	-	-	-	-	-
ECC Capital Projects Fund:						
Capital projects	-	-	-	1,496,744	-	1,496,744
Total ECC Capital Projects Fund	-	-	-	1,496,744	-	1,496,744
Water Capital Projects Fund:						
Capital projects	-	-	-	815,000	-	815,000
Total Water Capital Projects Fund	-	-	-	815,000	-	815,000
Sewer Capital Projects Fund:						
Capital projects	-	-	-	425,000	-	425,000
Total Sewer Capital Projects Fund	-	-	-	425,000	-	425,000
Sanitation Capital Projects Fund:						
Capital projects	-	-	-	100,000	-	100,000
Total Sanitation Capital Projects Fund	-	-	-	100,000	-	100,000
Stormwater Capital Projects Fund:						
Capital projects	-	-	-	806,000	-	806,000
Total Stormwater Capital Projects Fund	-	-	-	806,000	-	806,000

CITY OF HARRISONBURG, VIRGINIA
EXPENDITURE BUDGET BY OBJECT CLASS
For Fiscal Year 2016

Fund, Function and Elements	Personal Services	Fringe Benefits	Operating	Capital Outlay	Other	Total
Water Fund:						
Administration	278,746	83,994	86,533	-	-	449,273
Pumping, storage and monitoring	117,562	35,333	434,387	-	-	587,282
Transmission and distributor	487,794	203,643	158,193	-	-	849,630
Utility billing	239,227	111,630	108,029	-	-	458,886
Miscellaneous	-	-	28,000	1,883,544	502,902	2,414,446
Purification	639,486	208,204	265,802	-	-	1,113,492
Capital outlay	-	-	-	85,000	-	85,000
Debt service	-	-	-	-	780,036	780,036
Transfers to other funds	-	-	-	-	1,878,488	1,878,488
Total Water Fund	1,762,815	642,804	1,080,944	1,968,544	3,161,426	8,616,533
Sewer Fund:						
Administration	382,481	150,600	123,460	-	-	656,541
Treatment and disposal	-	-	3,615,000	-	-	3,615,000
Collection and transmission	500,964	188,875	264,448	-	-	954,287
Miscellaneous	-	-	9,400	1,408,410	311,046	1,728,856
Utility billing	182,523	66,241	85,168	-	-	333,932
Pumping and monitoring	114,013	35,455	57,261	-	-	206,729
Capital outlay	-	-	-	244,000	-	244,000
Debt service	-	-	2,740,000	-	-	2,740,000
Transfers to other funds	-	-	-	-	1,361,432	1,361,432
Total Sewer Fund	1,179,981	441,171	6,894,737	1,652,410	1,672,478	11,840,777
Public Transportation Fund:						
Transit buses	1,563,974	373,356	1,705,858	216,660	-	3,859,848
Paratransit buses	248,995	90,997	197,324	-	-	537,316
Administration	298,076	98,632	139,760	-	-	536,468
Capital outlay	-	-	-	3,366,000	-	3,366,000
Total Public Transportation Fund	2,111,045	562,985	2,042,942	3,582,660	-	8,299,632
Sanitation Fund:						
Resource recovery facility	121,355	9,285	353,705	-	-	484,345
Solid waste collection	556,470	237,659	678,319	-	-	1,472,448
Landfill	60,288	17,741	130,958	-	-	208,987
Miscellaneous	-	-	7,437	200,000	-	207,437
Solid waste management	354,312	165,427	629,060	-	-	1,148,799
Capital outlay	-	-	-	170,000	-	170,000
Debt service	-	-	-	-	2,644,779	2,644,779
Transfers to other funds	-	-	-	-	100,000	100,000
Total Sanitation Fund	1,092,425	430,112	1,799,479	370,000	2,744,779	6,436,795
Business Loan Program Fund						
Revolving loan program	-	-	50,000	-	-	50,000
Total Business Loan Program Fund	-	-	50,000	-	-	50,000

CITY OF HARRISONBURG, VIRGINIA
EXPENDITURE BUDGET BY OBJECT CLASS
For Fiscal Year 2016

Fund, Function and Elements	Personal Services	Fringe Benefits	Operating	Capital Outlay	Other	Total
Stormwater Fund:						
Stormwater management	144,113	54,128	317,057	-	-	515,298
Capital outlay	-	-	-	770,000	-	770,000
Transfers to other funds	-	-	-	-	502,802	502,802
Total Stormwater Fund	144,113	54,128	317,057	770,000	502,802	1,788,100
Central Garage Fund:						
Operating	592,432	231,120	303,432	-	-	1,126,984
Administration	53,577	18,657	55,538	-	-	127,772
Capital outlay	-	-	-	15,000	-	15,000
Total Central Garage Fund	646,009	249,777	358,970	15,000	-	1,269,756
Central Stores Fund:						
Operating	81,754	29,358	43,782	-	-	154,894
Capital outlay	-	-	-	8,000	-	8,000
Total Central Stores Fund	81,754	29,358	43,782	8,000	-	162,894
Total All Funds	69,642,521	26,886,876	54,139,372	16,005,635	54,867,289	221,541,693

**CITY OF HARRISONBURG, VIRGINIA
 BUDGETED POSITIONS
 FOR FISCAL YEAR 2016**

GENERAL FUND

City Council

n/a Mayor
 n/a Vice-Mayor
 n/a Council Member (3 positions)
1 City Clerk

1

City Manager

1 City Manager
 1 Assistant City Manager
 Director of Special Projects & Grants
 0.2 (Shared with Economic Development and CDBG)
 1 Public Information Officer
 Administrative Assistant
0.5 (Shared with City Attorney)

3.7

City Attorney

1 Attorney
 Administrative Assistant
0.5 (Shared with City Manager)

1.5

Human Resources

1 Director of Human Resources
 1 Human Resources Generalist Senior
2 Human Resources Generalist

4

Commissioner of Revenue

1 Commissioner of Revenue
 2 Deputy III
 2 Deputy II
 0.4 Part-Time Auditor (1 position)
0.7 Part-Time Office Assistant (3 positions)

6.1

**CITY OF HARRISONBURG, VIRGINIA
 BUDGETED POSITIONS
 FOR FISCAL YEAR 2016**

GENERAL FUND

Assessor

- 1 Real Estate Manager
- 1 Program Support Specialist
- 1 Deputy II
- 1 Office Assistant
- 0.8 Part-Time Deputy II (1 position)

4.8

Treasurer

- 1 City Treasurer
- 1 Assistant Treasurer/Chief Deputy Treasurer
- 1 Deputy Treasurer Senior
- 4 Deputy Treasurer
- 0.2 Part-Time Office Assistant (3 positions)

7.2

Finance

- 1 Director of Finance
- 0.5 Assistant Director of Finance
- 1 Accounting Manager
- 1 Accountant
- 2 Senior Accounting Technician
- 0.3 Part-Time Office Assistant (1 position)

5.8

Information Technology

- 1 Director of Information Technology
- 1 Management Information Systems Coordinator
- 1 Systems Analyst
- 1 Network Analyst
- 1 Enterprise Applications Support Specialist
- 3 Technology Support Specialist
- 1 Webmaster
- 1 Administrative Assistant

10

**CITY OF HARRISONBURG, VIRGINIA
 BUDGETED POSITIONS
 FOR FISCAL YEAR 2016**

GENERAL FUND

Purchasing

1 Procurement Manager
1 Procurement Specialist

2

Electoral Board

n/a Board Members (3 positions)
 1 Registrar
 0.7 Part-Time Assistant Registrar (1 position)
0.8 Part-Time Secretary (2 positions)

2.5

Police Administration

1 Police Chief
 3 Police Captain
 1 Police Sergeant
 1 Police Corporal
 3 Master Police Officer
 1 Police Officer I
 1 Crime Analyst
 1 Accreditation Manager
 2 Evidence Specialist
 1 Program Support Specialist Senior
 1 Program Support Specialist
 1 Department Systems Analyst
 1 Police Records Supervisor
 8 Police Records Specialist
 1 Custodian
 0.7 Part-Time Property Technician (1 position)
0.7 Part-Time Police Records Specialist Senior (1 position)

28.4

Police Operations

2 Police Lieutenant
 4 Police Sergeant
 4 Police Corporal
 15 Master Police Officer
 22 Police Officer II
0.7 Part-Time Master Police Officer (1 position)

47.7

**CITY OF HARRISONBURG, VIRGINIA
 BUDGETED POSITIONS
 FOR FISCAL YEAR 2016**

GENERAL FUND

Police Criminal Investigations

1 Police Lieutenant
 1 Police Sergeant
 1 Police Corporal
 11 Police Investigator
 4 Master Police Officer
 2 Police Officer II
 1 Administrative Specialist

21

Police Special Operations

1 Police Lieutenant
 2 Police Sergeant
 1.5 Police Corporal (1 new position 1/2 Year)
 9 Master Police Officer
 4 Police Officer II
 2 Police Officer I (4 new positions 1/2 Year)
 0.3 Part-Time School Crossing Guard Senior (1 position)
 1.5 Part-Time School Crossing Guard (4 positions)

21.3

Fire Administration

1 Fire Chief
 1 Fire Deputy Chief/Operations
 1 Department Systems Analyst
 1 Office Manager
 1 Part-Time Office Assistant (2 positions)

5

Fire Suppression

3 Battalion Chief
 5 Fire Captain
 9 Fire Lieutenant
 22 Master Firefighter
 25 Firefighter II
 5 Firefighter I
 1.5 Part-Time Firefighter II (6 positions)

70.5

**CITY OF HARRISONBURG, VIRGINIA
 BUDGETED POSITIONS
 FOR FISCAL YEAR 2016**

GENERAL FUND

Fire Prevention

- 1 Fire Prevention Captain
- 1 Fire Prevention Lieutenant
- 1 Fire Prevention Education Supervisor
- 1 Fire Prevention Education Specialist
- 0.2 Part-Time Fire Prevention Education Specialist (1 position)

- 4.2

Fire Training

- 1 Fire Deputy Chief/Training
- 1 Safety/Wellness/EMS Officer
- 0.2 Part-Time EMS Training Officer (1 position)

- 2.2

Public Safety Building

- 1 Technician II
- 1 Custodian

- 2

Child Safety Alliance

- 1 Child Safety Seat Technician

- 1

Building Inspection

- 1 Director of Planning and Community Development
- 1 Building Official
- 1 Deputy Building Official
- 1 Plans Reviewer
- 3 Building Codes Inspector
- 1 Office Manager
- 2 Permit Technician

- 10

Animal Control

- 1 Animal Control Officer

- 1

**CITY OF HARRISONBURG, VIRGINIA
 BUDGETED POSITIONS
 FOR FISCAL YEAR 2016**

GENERAL FUND

General Engineering

- 1 City Engineer
- 2 Engineer
- 1 GIS Coordinator
- 1 GIS Technician
- 1 City Surveyor
- 1 Site Development Technician
- 2 Engineering Technician

9

Highway and Street Maintenance

- 1 Director of Public Works
- 1 Assistant Director of Public Works
- 1 Engineering Supervisor
- 1 Engineering Trainee
- 1 Engineering Technician
- 1 Transportation and Environmental Planning Manager
- 1 Street Superintendent
- 1 Maintenance Contract Manager
- 2 Public Works Project Coordinator
- 1 Construction Inspector Chief
- 3 Construction Inspector
- 3 Crew Supervisor - Public Works
- 10 Technician II - Public Works
- 10 Technician I - Public Works
- 1 Department Systems Analyst
- 2 Administrative Specialist
- 1.4 Part-Time Crew Member - Public Works (2 positions)

41.4

Traffic Engineering

- 1 Traffic Superintendent
- 1 General/Program Supervisor
- 1 Transportation Planner
- 1 Traffic Signals Systems Analyst
- 5 Specialist II - Public Works
- 3 Specialist I - Public Works
- 0.4 Part-Time Crew Member - Public Works (3 position)

12.4

**CITY OF HARRISONBURG, VIRGINIA
 BUDGETED POSITIONS
 FOR FISCAL YEAR 2016**

GENERAL FUND

Highway and Street Beautification

- 1 Technician II - Public Works
- 2 Technician I - Public Works
- 1 Journeyman - Public Works
- 0.7 Part-Time Crew Member - Public Works (1 position)

- 4.7

Street and Road Cleaning

- 1 Crew Supervisor - Public Works
- 1 Technician II - Public Works
- 3 Technician I - Public Works
- 1 Journeyman - Public Works

- 6

Insect and Rodent Control

- 0.7 Part Time Crew Member - Public Works (1 position)

- 0.7

General Properties

- 1 Custodian

- 1

Parks and Recreation Administration

- 1 Director of Parks and Recreation
- 1 Assistant Director of Parks and Recreation
- 1 Special Projects Coordinator
- 1 Recreation Services Coordinator
- 1 Office Manager
- 2 Administrative Specialist
- 0.3 Part-Time Recreation Instructor (1 position)
- 0.4 Part-Time Preschool Program Coordinator (1 position)
- 0.8 Part-Time Preschool Instructor (3 positions)

- 8.5

**CITY OF HARRISONBURG, VIRGINIA
 BUDGETED POSITIONS
 FOR FISCAL YEAR 2016**

GENERAL FUND

Parks

- 1 Superintendent of Parks
- 1 General/Program Supervisor
- 2 Crew Supervisor - Parks & Recreation
- 2 Technician III - Parks & Recreation
- 2 Technician I - Parks & Recreation
- 1 Journeyman - Parks & Recreation
- 4 Crew Member - Parks & Recreation
- 3.5 Part-Time Crew Member - Parks & Recreation (5 positions)

16.5

Recreation Center and Playgrounds

- 1 Community Center Activities Manager
- 1 Parks and Recreation Center Supervisor
- 2 Recreation Programs Specialist II
- 2 Recreation Programs Specialist I
- 1 Custodian Senior
- 3.5 Part-Time Recreation Instructor (various positions)
- 0.7 Part-Time Custodian (1 position)

11.2

National Guard Armory

- 1 Technician III - Parks & Recreation

1

Simms Recreation Center

- 1 Parks and Recreation Center Supervisor
- 1 Recreation Programs Specialist I
- 1.4 Part-Time Custodian (2 positions)
- 1 Part-Time Recreation Instructor (2 positions)

4.4

Westover Pool

- 1 Aquatics Manager
- 1 Pool Operator
- 2 Lifeguard
- 3 Part-Time Lifeguard (various positions)
- 0.3 Part-Time Pool Cashier (2 positions)

7.3

**CITY OF HARRISONBURG, VIRGINIA
 BUDGETED POSITIONS
 FOR FISCAL YEAR 2016**

GENERAL FUND

Athletics

- 1 Athletic Field Turf Manager
- 2 Athletic Program Supervisor
- 1 Technician I - Parks & Recreation
- 1.3 Part-Time Skate Park Attendant (various positions)
- 1.6 Part-Time Recreation Instructor (various positions)

- 6.9

Blacks Run Greenway

- 1 Technician III - Parks & Recreation

- 1

Golf Course Grounds Management

- 1 Golf Course Superintendent
- 1 General/Program Supervisor
- 1 Technician III - Parks & Recreation
- 2 Journeyman - Parks & Recreation
- 3.6 Part-Time Crew Member (various positions)

- 8.6

Golf Course Clubhouse

- 1 Golf Course Professional
- 1 Golf Shop Manager
- 2.8 Part-Time Shop Attendants (various positions)
- 0.9 Part-Time Cart Attendants (various positions)

- 5.7

Planning

- n/a Commissioners (7 positions)
- 1 City Planner
- 1 Planner Senior/Zoning Administrator

- 2

Zoning Administration

- 2 Zoning/Planning Technician
- 1 Administrative Assistant

- 3

**CITY OF HARRISONBURG, VIRGINIA
 BUDGETED POSITIONS
 FOR FISCAL YEAR 2016**

GENERAL FUND

Boards of Zoning Appeals

n/a Board Members (5 positions)

0

Economic Development

1 Director of Economic Development
 0.2 Director of Special Projects & Grants
 (Shared with City Manager and CDBG)
 0.1 Part-Time Intern (1 position)

1.3

Tourism and Visitors Services

1 Tourism Manager
 1 Tourism Public Relations and Social Media Specialist
 1 Visitor Services Coordinator
 2.4 Part-Time Office Assistant (9 positions)

5.4

Downtown Parking Services

1 Technician I
 0.6 Part-Time Administrative Specialist (1 position)
 1.7 Part-Time Parking Services Patroller (3 positions)

3.3

**CITY OF HARRISONBURG, VIRGINIA
BUDGETED POSITIONS
FOR FISCAL YEAR 2016**

EMERGENCY COMMUNICATIONS CENTER FUND

ECC

- 1 Director of Emergency Services
- 1 Operations Manager
- 1 Technology Coordinator
- 1 Training Coordinator
- 2 ECC Technician
- 4 Emergency Communications Supervisor
- 1 Telecommunications Specialist
- 4 Master Communicator
- 24 Communicator Senior
- 4 Communicator
- 3.1 Part-Time Communicator Senior (7 positions)

46.1

**CITY OF HARRISONBURG, VIRGINIA
BUDGETED POSITIONS
FOR FISCAL YEAR 2016**

COMMUNITY DEVELOPMENT BLOCK GRANT FUND

CDBG

- 0.7 Director of Special Projects & Grants
(Shared with City Manager and Economic Development)
- 0.5 Part-Time Grants and Compliance Officer (1 position)

- 1.2

**CITY OF HARRISONBURG, VIRGINIA
BUDGETED POSITIONS
FOR FISCAL YEAR 2016**

SCHOOL TRANSPORTATION FUND

School Transportation

0.4	Director of Public Transportation
0.2	Assistant Director of Public Transportation (Half Year)
0.25	Facilities Manager
0.4	Safety, Security and Training Coordinator
1	School Bus Superintendent
1	Bus Driver/Trainer
28	School Bus Driver (42 positions)
0.25	Technician II - Transportation
0.4	Department Systems Analyst
0.55	Program Support Specialist Senior
0.9	Transit Dispatcher
0.9	Administrative Specialist
2.5	School Bus Aide (4 positions)
1.3	Part-Time School Bus Driver (11 positions)
<u>0.6</u>	Part-Time Transit Dispatcher (2 positions)

38.65

**CITY OF HARRISONBURG, VIRGINIA
BUDGETED POSITIONS
FOR FISCAL YEAR 2016**

WATER FUND

Water

1	Director of Public Utilities
1	Assistant Director of Public Utilities
3.5	Division Superintendent
1	General/Program Supervisor
3	Crew Supervisor - Public Utilities
3	Water Plant Shift Operator I
2	Water Plant Shift Operator II
1	Water Plant Shift Operator III
4	Water Plant Shift Operator IV
1	Water Plant Shift Operator Trainee
3	Technician I - Public Utilities
1	Technician II - Public Utilities
0.5	Specialist I - Public Utilities
1	Journeyman - Public Utilities
1	Program Support Specialist Senior
4	Customer Service Representative
1	Billing Management Specialist
1	Administrative Specialist
<u>0.5</u>	Seasonal - Public Utilities (3 positions)

33.5

**CITY OF HARRISONBURG, VIRGINIA
BUDGETED POSITIONS
FOR FISCAL YEAR 2016**

SEWER FUND

Sewer

1	Engineer
1	Engineering Technician Senior
1	Public Utilities Planner
1.5	Division Superintendent
3	Crew Supervisor - Public Utilities
1	Specialist II - Public Utilities
0.5	Specialist I - Public Utilities
1	Technician II - Public Utilities
5	Technician I - Public Utilities
1	Journeyman - Public Utilities
2	Water Service Technician Senior
2	Water Service Technician
1	Administrative Specialist
1	Program Support Specialist
1	Department Systems Analyst
1	Seasonal - Public Utilities (5 positions)
<u>0.5</u>	Seasonal - GIS/Mapping (1 position)

24.5

**CITY OF HARRISONBURG, VIRGINIA
BUDGETED POSITIONS
FOR FISCAL YEAR 2016**

PUBLIC TRANSPORTATION FUND

Public Transportation

0.5	Director of Public Transportation
0.25	Assistant Director of Public Transportation (Half Year)
0.55	Facilities Manager
0.5	Safety, Security and Training Coordinator
1	Outreach and Communications Coordinator
1	Transit Bus Superintendent
2	Bus Driver/Trainer
15	Transit Bus Driver
3.9	School Bus Driver (17 positions)
1.55	Technician II - Transportation
2	Technician I - Transportation
0.5	Department Systems Analyst
1.4	Program Support Specialist Senior
0.85	Administrative Specialist
1.1	Transit Dispatcher
27	Part-Time Transit Bus Driver (74 positions)
<u>0.9</u>	Part-Time Transit Dispatcher (2 positions)

60.0

**CITY OF HARRISONBURG, VIRGINIA
BUDGETED POSITIONS
FOR FISCAL YEAR 2016**

SANITATION FUND

Sanitation

1	Assistant Director of Public Works
1	Business Services Manager
1	Program Support Specialist Senior
1	Technician III - Sanitation
3	Technician II - Sanitation
13	Journeyman - Sanitation
4	Crew Member - Public Works
0.5	Part-Time Crew Member - Public Works (1 position)
<u>0.7</u>	Part-Time Internship

25.2

**CITY OF HARRISONBURG, VIRGINIA
BUDGETED POSITIONS
FOR FISCAL YEAR 2016**

STORMWATER FUND

Stormwater Management

- 1 MS4 Coordinator
- 1 Stormwater Utility Administrator
- 1 Construction Inspector
- 0.7 Part-Time Crew Member - Public Works (1 position)

- 3.7

**CITY OF HARRISONBURG, VIRGINIA
BUDGETED POSITIONS
FOR FISCAL YEAR 2016**

CENTRAL GARAGE FUND

Central Garage

0.1	Director of Public Transportation
0.05	Assistant Director of Public Transportation (Half Year)
1	Fleet Manager
0.20	Facilities Manager
0.1	Safety, Security and Training Coordinator
0.05	Program Support Specialist Senior
0.1	Department Systems Analyst
1	General/Program Supervisor
6	Specialist II - Transportation
3	Specialist I - Transportation
0.2	Technician II - Transportation
1	Inventory Control Specialist
1	Wash Bay Assistant
0.25	Administrative Specialist
<u>1.5</u>	Part-Time Wash Bay Assistant (8 positions)

15.55

CITY OF HARRISONBURG, VIRGINIA
BUDGETED POSITIONS
FOR FISCAL YEAR 2016

CENTRAL STORES FUND

Central Stores

- 1 Warehouse Specialist
- 1 Inventory Control Specialist

- 2

REVENUE BUDGET

CITY OF HARRISONBURG, VIRGINIA
REVENUE BUDGET
CONTENTS
FISCAL YEAR 2016

1000	General Fund	1-6
1111	School Fund	7
1114	School Nutrition Fund	8
1116	Emergency Communications Center Fund	9-10
1117	Community Development Block Grant Fund	11
1118	School Transportation Fund	12
1310	General Capital Projects Fund	13-14
1311	School Capital Projects Fund	15
1316	Emergency Communications Center Capital Projects Fund	16
1321	Water Capital Projects Fund	17
1322	Sewer Capital Projects Fund	18
1323	Public Transportation Capital Projects Fund	19
1324	Sanitation Capital Projects Fund	20
1328	Stormwater Capital Projects Fund	21
2011	Water Fund	22-23
2012	Sewer Fund	24
2013	Public Transportation Fund	25-26
2014	Sanitation Fund	27-28
2017	Business Loan Program Fund	29

**CITY OF HARRISONBURG, VIRGINIA
REVENUE BUDGET
CONTENTS
FISCAL YEAR 2016**

2018	Stormwater Fund	30
2111	Central Garage Fund	31
2112	Central Stores Fund	32
3115	Juvenile Crime Control Fund	33

04/14/2015

CITY OF HARRISONBURG, VA
REVENUE BUDGET

FUND - 1000 - GENERAL FUND
FUNCTION - 10 - GENERAL FUND GROUP

ACCOUNT-----	TITLE -----	----- 2013-2014 -----	2014-2015	2015-2016	NET	
		BUDGET	ACTUAL	BUDGET	PROPOSED	CHANGE
31010	AMOUNT FROM FUND BALANCE	5,324,108	5,324,108	177,477	748,372	570,895
TOTAL		5,324,108	5,324,108	177,477	748,372	570,895
31111	CURRENT YEAR R.E.-2015/16	23,807,000	23,826,926	26,170,300	29,153,500	2,983,200
311121	R.E. TAX-DELINQUENT-14/15	330,000	276,049	280,000	300,000	20,000
311122	R.E. TAX-DELINQUENT-13/14	70,000	41,901	44,000	50,000	6,000
311123	R.E. TAX-DELINQUENT-12/13	30,000	17,767	20,000	20,000	-
311124	R.E. TAX-DELINQUENT-11/12	6,000	12,527	5,000	5,000	-
311125	R.E. TAX-DELINQUENT-10/11	5,000	5,406	5,000	5,000	-
311126	R.E. TAX-DELINQUENT-09/10	1,000	1,583	500	500	-
311127	R.E. TAX-DELINQUENT-08/09	1,000	191	500	500	-
311128	R.E. TAX-DELINQUENT-07/08	500		500	500	-
311129	R.E. TAX-DELINQUENT-06/07	100	270	100	100	-
31113	R.E. TAX-PRIOR YEARS		5,105			-
TOTAL REAL ESTATE TAXES		24,250,600	24,187,724	26,525,900	29,535,100	3,009,200
31121	CURRENT YEAR P.P.-2015/16	6,840,000	6,674,275	7,870,000	7,990,500	120,500
311221	P.P. TAX-DELINQUENT-14/15	125,000	122,757	100,000	128,000	28,000
311222	P.P. TAX-DELINQUENT-13/14	25,000	37,188	25,000	25,000	-
311223	P.P. TAX-DELINQUENT-12/13	15,000	6,005	3,000	5,000	2,000
311224	P.P. TAX-DELINQUENT-11/12	8,000	6,861	3,000	5,000	2,000
311225	P.P. TAX-DELINQUENT-10/11	8,000	6,363	3,000	5,000	2,000
311226	P.P. TAX-DELINQUENT-09/10	1,200	1,624	1,000	1,000	-
311227	P.P. TAX-DELINQUENT-08/09	500	338	500	500	-
311228	P.P. TAX-DELINQUENT-07/08	500	542	100	100	-
311229	P.P. TAX-DELINQUENT-06/07		584	100	100	-
31123	PER.PROP.TAX-PRIOR YEARS		472			-
TOTAL PERSONAL PROPERTY TAXES		7,023,200	6,857,008	8,005,700	8,160,200	154,500
31131	R.E.-PUB.SVS.CORP.-CURR.	325,000	269,821	290,000	360,000	70,000
31132	P.P.-PUB.SYS.CORP.-CURR.	12,700	24,952	12,700	16,200	3,500
TOTAL PUBLIC SERVICE CORP. TAXE		337,700	294,773	302,700	376,200	73,500
31141	CURRENT YEAR M.H.-2015/16	6,000	5,871	5,500	6,000	500
311411	M.H. TAX-DELINQUENT-14/15	300	360	300	300	-
311412	M.H. TAX-DELINQUENT-13/14	100	86	100	100	-
311413	M.H. TAX-DELINQUENT-12/13		72			-
311414	M.H. TAX-DELINQUENT-11/12		44			-
311415	M.H. TAX-DELINQUENT-10/11		38			-
31142	CURRENT YEAR M.T.-2015/16	1,800,000	1,869,319	1,913,000	2,025,000	112,000
TOTAL OTHER PROPERTY TAXES		1,806,400	1,875,790	1,918,900	2,031,400	112,500

04/14/2015

CITY OF HARRISONBURG, VA
REVENUE BUDGET

FUND - 1000 - GENERAL FUND
FUNCTION - 10 - GENERAL FUND GROUP

ACCOUNT-----	TITLE -----	----- 2013-2014 -----	2014-2015	2015-2016	NET	
		BUDGET	ACTUAL	BUDGET	PROPOSED	CHANGE
31151	PENALTIES-ALL TAXES	180,000	187,470	180,000	180,000	-
31152	INTEREST-ALL TAXES	35,000	29,376	20,000	20,000	-
31153	ADVERTISING RECOVERY, ETC	500	709	500	500	-
31154	COURT COST	5,000	35,361	25,000	30,000	5,000
31155	COLLECTION FEE - SET OFF	500	4,208	500	500	-
31156	COLLECTION FEE - DMV STOP	15,000	35,877	15,000	25,000	10,000
TOTAL PENALTIES, INTEREST, ETC.		236,000	293,001	241,000	256,000	15,000
TOTAL PROPERTY TAXES		33,653,900	33,508,296	36,994,200	40,358,900	3,364,700
31201	SALES TAX-LOCAL SHARE	11,596,300	11,798,124	12,038,200	13,003,400	965,200
31202	ELECTRICAL TAX	490,000	501,065	498,000	497,000	(1,000)
31203	GAS TAX	150,000	157,037	156,500	158,900	2,400
31205	WATER/SEWER UTILITY TAX	264,000	262,231	264,000	263,000	(1,000)
31208	BUSINESS & PRO. LICENSES	6,020,000	6,232,917	6,262,400	6,600,000	337,600
31210	MOTOR VEHICLE FEES	815,000	888,446	1,154,000	1,173,800	19,800
31211	BANK STOCK TAX	525,000	562,403	550,000	600,000	50,000
31212	HOTEL/MOTEL ROOM TAX	2,032,800	2,036,782	2,200,000	2,318,900	118,900
31213	RESTAURANT FOOD TAX	10,066,200	10,421,070	10,703,900	11,283,800	579,900
31214	ELECTRIC PLANT/EQUIP-HEC	374,544	374,544	393,113	473,409	80,296
31215	WATER PLANT & EQUIPMENT	515,658	515,658	483,069	502,902	19,833
31216	SEW. DISPOSAL PLNT. & EQU	313,782	313,782	318,888	311,046	(7,842)
31217	RECORDATION TAXES	315,000	423,885	400,000	455,000	55,000
31220	ADMISSIONS TAX	177,300	150,148	165,000	162,300	(2,700)
31222	CIGARETTE TAX	676,900	634,655	646,800	679,200	32,400
31225	SHORT-TERM RENTAL TAX	84,100	96,791	98,000	120,400	22,400
31233	PUB RIGHT OF WAY USER FEE	115,000	118,033	120,000	108,600	(11,400)
31240	UTIL CONSUMPTION TAX-ELEC	180,900	164,318	181,000	163,000	(18,000)
31241	UTIL CONSUMPTION TAX-GAS	14,500	17,200	20,000	17,200	(2,800)
TOTAL OTHER LOCAL TAXES		34,726,984	35,669,089	36,652,870	38,891,857	2,238,987
31301	ANIMAL LICENSES	8,000	4,615	4,500	4,500	-
31303	STREET PRIVILEGES/PERMITS	4,000	2,570	3,000	3,000	-
31305	TRANSFER FEES	500	680	500	500	-
31306	ZONING APPEALS	1,000	2,375	1,000	1,000	-
31308	SITE PLAN REVIEW	5,000	13,125	5,000	5,000	-
31309	BLDG. INSPECTION FEES	350,000	266,169	250,000	275,000	25,000
31311	ELECTRICAL INSPECT. FEES	60,000	44,826	40,000	50,000	10,000
31312	E&S CONTROL PLAN REVIEW	5,000	8,050	5,000	5,000	-
31313	PLUMBING INSPECTION FEES	35,000	27,114	25,000	35,000	10,000
31314	BLASTING PERMIT FEES	300	20	120	120	-
31315	SUBDIVISION FEES	3,000	9,214	4,000	4,000	-
31316	SIGN PERMITS	15,000	13,715	15,000	15,000	-
31322	PRECIOUS METALS PERMITS	600	1,600	600	600	-

04/14/2015

CITY OF HARRISONBURG, VA
REVENUE BUDGET

FUND - 1000 - GENERAL FUND
FUNCTION - 10 - GENERAL FUND GROUP

ACCOUNT-----	TITLE -----	-----	2013-2014 -----	2014-2015	2015-2016	NET
		BUDGET	ACTUAL	BUDGET	PROPOSED	CHANGE
31323	SOLICITOR'S PERMITS	50		50	50	-
31325	CONCEALED WEAPON PERMITS	3,000	8,148	5,000	5,000	-
31326	MECHANICAL PERMITS	32,000	45,222	32,000	40,000	8,000
31328	SPECIAL USE PERMIT APPLI.	2,500	4,785	2,500	2,500	-
31329	RE-ZONING APPLICATIONS	3,000	1,968	3,000	3,000	-
31334	VSMP FEES (STMWATR MNGMT)				5,000	5,000
31337	ZONING VERIFICATION FEES	300	1,400	1,000	1,000	-
TOTAL LIC., PERMITS & PRIV. FEE		528,250	455,595	397,270	455,270	58,000
31402	R'HAM COUNTY COURT FINES	465,000	698,433	550,000	525,000	(25,000)
31403	COURTHOUSE MAINT. FEES	1,200	2			-
31404	PARKING FINES	50,000	47,995	50,000	40,000	(10,000)
TOTAL FINES & FORFEITURES		516,200	746,430	600,000	565,000	(35,000)
31513	INVESTMENT EARNINGS	50,000	39,943	50,000	55,000	5,000
TOTAL USE OF MONEY		50,000	39,943	50,000	55,000	5,000
31521	RENTAL OF PROPERTY	110,000	108,372	110,000	110,000	-
31522	CONCESSIONS & RENTALS	5,000	3,872	10,000	10,000	-
TOTAL USE OF PROPERTY		115,000	112,244	120,000	120,000	-
TOTAL USE OF MONEY & PROPERTY		165,000	152,187	170,000	175,000	5,000
31631	REFUSE COLLECTION	1,200,000	1,273,979			-
31632	LANDFILL FEES	1,620,000	1,848,248			-
31637	SOLID WASTE MNGMENT FEE	2,800,000	2,879,651			-
TOTAL REFUSE CHARGES		5,620,000	6,001,878			-
31664	WATER STREET DECK (UPPER)	85,000	54,450	51,300	60,000	8,700
31667	WOLFE STREET DECK (UPPER)	44,000	46,800	44,400	44,400	-
31672	LIBERTY ST./E ELIZABETH	1,200	2,400	1,200	1,200	-
TOTAL CHARGES FOR PARKING		130,200	103,650	96,900	105,600	8,700
31681	CFG COMM. ACTIVITY CENTER	55,000	51,418	50,000	54,000	4,000
31682	WESTOVER SWIMMING POOL	85,000	78,811	75,000	80,000	5,000
31683	RIVEN ROCK USER FEE	1,500	1,605	1,500	2,000	500
31684	PICNIC RESERVATION FEES	25,000	27,283	25,000	25,000	-
31685	ADULT PROGRAM FEES	40,000	43,255	40,000	65,000	25,000
31686	YOUTH PROGRAM FEES	90,000	91,131	90,000	100,000	10,000
31687	CLASS PROGRAM FEES	150,000	118,729	130,000	120,000	(10,000)

04/14/2015

CITY OF HARRISONBURG, VA
REVENUE BUDGET

FUND - 1000 - GENERAL FUND
FUNCTION - 10 - GENERAL FUND GROUP

ACCOUNT-----	TITLE -----	----- 2013-2014 -----	2014-2015	2015-2016	NET	
		BUDGET	ACTUAL	BUDGET	PROPOSED	CHANGE
31693	SIMMS RECREATION CENTER	20,000	14,344	11,000	12,000	1,000
TOTAL CHARGES FOR RECREATION		466,500	426,576	422,500	458,000	35,500
31709	HANDICAP FEE	500	582	500	500	-
31711	18 HOLE WEEKDAY ROUNDS	115,000	95,489	100,000	100,000	-
31712	9 HOLE WEEKDAY ROUNDS	20,000	18,242	20,000	15,000	(5,000)
31713	18 HOLE WEEKEND/HOL ROUND	120,000	122,608	115,000	115,000	-
31714	9 HOLE WEEKEND/HOL ROUNDS	14,000	12,064	14,000	14,000	-
31715	OUTING/TOURNAMENT ROUNDS	30,000	29,791	30,000	30,000	-
31716	TWILIGHT ROUNDS	30,000	34,144	40,000	40,000	-
31717	TOURIST ROUNDS	1,000	1,060	1,000	1,000	-
31719	MEMBERSHIP/ANNUAL ROUNDS	80,000	108,195	80,000	85,000	5,000
31721	GOLF ASSOCIATION DUES	8,000	10,320	8,000	8,000	-
31722	DRIVING RANGE FEE	15,000	18,584	20,000	20,000	-
31723	18 HOLE CART FEE	125,000	125,465	120,000	120,000	-
31724	9 HOLE CART FEE	20,000	22,232	22,000	22,000	-
31726	9/18 HOLE HAND CART FEE	600	856	800	800	-
31727	GOLF LESSONS	500				-
31728	CLUB RENTAL	1,000	1,010	800	1,000	200
31729	CLUB REPAIR	1,500	1,758	1,500	2,000	500
31731	FOOD/BEVERAGE SALES-GOLF	12,000	9,364	10,000	10,000	-
31732	MERCHANDISE SALES-GOLF CO	75,000	108,205	110,000	110,000	-
TOTAL CHARGES FOR GOLF		669,100	719,967	693,600	694,300	700
31677	LAW/TRAFFIC ENFORCE. CHGS	78,549	66,567	30,000	40,000	10,000
31679	RESCUE SERVICES FEE	100,000	116,624	115,000	115,000	-
TOTAL MISCELLANEOUS CHARGES		178,549	183,191	145,000	155,000	10,000
TOTAL CHARGES FOR SERVICES		7,064,349	7,435,262	1,358,000	1,412,900	54,900
31801	CONTRIBUTION FROM HEC	4,900,000	4,900,000	4,900,000	5,000,000	100,000
31807	SALE OF RECYCLABLES	50,000	108,976			-
31809	DONATIONS	32,794	14,315	17,000	17,000	-
31810	SALE OF MAT'L & SUPPLIES	1,000	924	1,000	1,000	-
31811	SALE OF USED EQUIPMENT	20,000	120,494	20,000	20,000	-
31813	DONATIONS - JMU	125,000	265,000	125,000	125,000	-
31819	DONATIONS - EMU	5,000		5,000	5,000	-
31820	OTHER MISCELLANEOUS REV	3,702	5,586			-
31824	DONATIONS-ZANE SHOWKER FD	47,100	53,122	52,000	52,000	-
31825	MISC OVERAGE/SHORTAGE		2,169			-
31830	SERV CHG TAX EXEMPT PROPE	55,000	62,418	60,000	69,000	9,000
31831	MERCHANDISE SALE-GIFT SHO	25,000	25,530	25,000	25,000	-
31836	BAD CHECK/ACH FEE	1,000	1,155	500	1,500	1,000

04/14/2015

CITY OF HARRISONBURG, VA
REVENUE BUDGET

FUND - 1000 - GENERAL FUND
FUNCTION - 10 - GENERAL FUND GROUP

ACCOUNT-----	TITLE -----	-----	2013-2014 -----	2014-2015	2015-2016	NET
		BUDGET	ACTUAL	BUDGET	PROPOSED	CHANGE
31838	TREAS OVRAGE/SHORTAGE		141			-
31844	SALE OF VISITOR GUIDE ADS	17,600	10,003	17,600	15,000	(2,600)
TOTAL MISCELLANEOUS REVENUES		5,283,196	5,565,495	5,223,100	5,330,500	107,400
31901	RECOVERIES & REBATES	25,000	32,297	25,000	25,000	-
31904	COURT APPOINTED ATTORNEY	20,000	29,443	20,000	20,000	-
31908	SALE OF TIMBER	47,333	73,006	8,050	50,000	41,950
31913	RE & PP TAX OVERPAYMENTS		7,618			-
31914	RECOVERED COSTS	126,665	156,387	100,000	93,000	(7,000)
31927	REIMB-DOWNTOWN RENAISSANC	71,415	68,161	81,487	84,996	3,509
31928	REIMB FOR DEBT - HRHA	670,171	670,171	669,903	669,357	(546)
31930	REIMB-SEAT BELT TECH	7,000	577	7,000		(7,000)
31936	REIMB-MRL				26,844	26,844
TOTAL RECOVERED COSTS		967,584	1,037,660	911,440	969,197	57,757
TOTAL LOCAL REVENUES		82,905,462	84,570,013	82,306,880	88,158,624	5,851,744
32203	ROLLING STOCK TAX	16,000	19,109	18,000	18,000	-
32204	PP TAX REIMBURSEMENT	1,522,583	1,522,583	1,522,583	1,522,583	-
32205	MOBIL HOME TITLING TAX	3,000	4,376	4,400	5,000	600
32206	TAX ON DEEDS	125,000	148,800	135,000	140,000	5,000
32207	ANIMAL FRIENDLY LIC PLATE	500	610	500	500	-
32208	POLICE SUPPORT (HB599)	1,308,768	1,308,768	1,361,118	1,308,768	(52,350)
32209	ADDITIONAL RENTAL TAX	186,000	190,894	194,900	227,400	32,500
32213	COMMUNICA SALES & USE TAX	1,700,000	1,615,192	1,625,100	1,648,700	23,600
TOTAL NON-CATEGORICAL AID		4,861,851	4,810,332	4,861,601	4,870,951	9,350
32303	ST.SHARE-COMR. OF REVENUE	133,900	135,172	130,000	133,000	3,000
32304	STATE SHARE-TREASURER	116,390	120,514	121,000	126,000	5,000
32306	STATE SHARE-REGISTRAR	44,290	46,540	44,300	46,000	1,700
TOTAL SHARED EXPENSES		294,580	302,227	295,300	305,000	9,700
32501	REIMB-HAZMAT RESPONSE	4,498	4,498			-
32506	STREET & HIGHWAY MAINT.	3,975,000	4,122,486	4,195,000	4,300,000	105,000
32507	LITTER CONTROL	8,000	9,818	8,000	9,800	1,800
32508	DEPT OF CONSERV & REC		2,314			-
32510	HAZARDOUS MATERIALS	9,000	10,000	9,000	10,000	1,000
32512	FIRE PROGRAMS FUND	137,000	145,501	137,419	155,000	17,581
32514	4-FOR-LIFE	27,133		27,532	28,000	468
32533	SPAY & NEUTER FUNDS	50	44	50	50	-
32535	REIMB - BURN BUILDING	59,843	59,843			-
32544	VDOT REVENUE SHARING	278,571	278,571	450,000		(450,000)

04/14/2015

CITY OF HARRISONBURG, VA
REVENUE BUDGET

FUND - 1000 - GENERAL FUND
FUNCTION - 10 - GENERAL FUND GROUP

ACCOUNT-----	TITLE -----	----- 2013-2014 -----	2014-2015	2015-2016	NET	
		BUDGET	BUDGET	PROPOSED	CHANGE	
		ACTUAL				
32547	ICAC GRANT	17,623	26,397		-	
32554	AFID GRANT (DACS)	50,000	50,000		-	
32555	LEMPG GRANT			7,500	-	
32556	BEE GRANT (DHCD)		35,000		-	
TOTAL OTHER CATEGORICAL AID		4,566,719	4,744,472	4,834,501	4,510,350	(324,151)
TOTAL STATE REVENUES		9,723,150	9,857,031	9,991,402	9,686,301	(305,101)
33504	BULLETPROOF VEST PART ACT	9,625	2,934		-	
33514	SAFE RT TO SCHOOL GRANT	1,000	1,000		-	
33522	DOJ - COVERDELL GRANT	57,847	10,084		-	
33524	DMV GRANT	51,691	25,480		-	
33525	FEMA (STORM DAMAGE)		53,812		-	
33534	HOMELAND SECURITY FUNDS	90,033	139,431		-	
33536	FEMA ASST TO FIREFIGHTERS	89,640	20,573		-	
33546	JUSTICE ASSISTANCE GRANT	20,545	29,046		-	
33554	USMS - JNT LAW ENFORC OPS	10,230	4,000		-	
33556	ATF - JNT LAW ENFORC OPS	3,711	1,856		-	
TOTAL CATEGORICAL AID		334,322	288,215		-	
TOTAL FEDERAL REVENUES		334,322	288,215		-	
34011	INSURANCE RECOVERIES	10,000	50,917	22,000	20,000	(2,000)
34012	SALE OF LAND	15,000	261,674	15,000	15,000	-
TOTAL NON-REVENUE RECEIPTS		25,000	312,591	37,000	35,000	(2,000)
34013	PREM ON L/T DEBT ISSUED	5,070,771	5,070,771			-
34114	REFUNDING DEBT ISSUED	42,675,000	42,675,000			-
34120	CAPITAL LEASE PROCEEDS	540,000	540,000			-
TOTAL DEBT ISSUE PROCEEDS		48,285,771	48,285,771			-
34220	TRANS. FROM WATER FUND	863,208	863,208	888,960	923,400	34,440
34230	TRANS. FROM SEWER FUND	863,208	863,208	888,960	923,400	34,440
TOTAL INTER-FUND TRANSFERS		1,726,416	1,726,416	1,777,920	1,846,800	68,880
TOTAL NON-REVENUE RECEIPTS		50,037,187	50,324,777	1,814,920	1,881,800	66,880
TOTAL GENERAL FUND		148,324,229	150,364,145	94,290,679	100,475,097	6,184,418

04/14/2015

CITY OF HARRISONBURG, VA
REVENUE BUDGET

FUND - 1111 - SCHOOL FUND
FUNCTION - 11 - SPECIAL REVENUE FUNDS

ACCOUNT-----	TITLE -----	----- 2013-2014 -----	----- 2014-2015 -----	2015-2016	NET	
		BUDGET	ACTUAL	BUDGET	PROPOSED	CHANGE
31010	AMOUNT FROM FUND BALANCE	106,229	106,229			-
TOTAL NON-REVENUE RECEIPTS		106,229	106,229			-
31691	SCHOOL REVENUE-OTHER	1,698,217	1,897,475	1,686,675	1,884,675	198,000
TOTAL CHARGES FOR EDUCATION		1,698,217	1,897,475	1,686,675	1,884,675	198,000
TOTAL CHARGES FOR SERVICES		1,698,217	1,897,475	1,686,675	1,884,675	198,000
TOTAL LOCAL REVENUES		1,698,217	1,897,475	1,686,675	1,884,675	198,000
32442	SCHOOL REVENUE-STATE	28,339,627	28,537,773	29,779,011	31,940,551	2,161,540
TOTAL CATEGORICAL AID		28,339,627	28,537,773	29,779,011	31,940,551	2,161,540
TOTAL STATE REVENUES		28,339,627	28,537,773	29,779,011	31,940,551	2,161,540
33301	SCHOOL REVENUE-FEDERAL	2,847,397	3,049,417	2,795,242	2,795,242	-
TOTAL FEDERAL REVENUES		2,847,397	3,049,417	2,795,242	2,795,242	-
34210	TRANS. FROM GENERAL FUND	27,344,636	27,344,636	28,836,860	30,003,852	1,166,992
TOTAL INTER-FUND TRANSFERS		27,344,636	27,344,636	28,836,860	30,003,852	1,166,992
TOTAL NON-REVENUE RECEIPTS		27,344,636	27,344,636	28,836,860	30,003,852	1,166,992
TOTAL SCHOOL FUND		60,336,106	60,935,529	63,097,788	66,624,320	3,526,532

04/14/2015

CITY OF HARRISONBURG, VA
REVENUE BUDGET

FUND - 1114 - SCHOOL NUTRITION FUND
FUNCTION - 11 - SPECIAL REVENUE FUNDS

ACCOUNT-----	TITLE -----	-----	2013-2014 -----	2014-2015	2015-2016	NET
		BUDGET	ACTUAL	BUDGET	PROPOSED	CHANGE
31691	SCHOOL REVENUE-OTHER	541,511	555,427	577,593	615,234	37,641
TOTAL CHARGES FOR EDUCATION		541,511	555,427	577,593	615,234	37,641
TOTAL CHARGES FOR SERVICES		541,511	555,427	577,593	615,234	37,641
TOTAL LOCAL REVENUES		541,511	555,427	577,593	615,234	37,641
32442	SCHOOL REVENUE-STATE	82,078	76,118	75,000	78,000	3,000
TOTAL CATEGORICAL AID		82,078	76,118	75,000	78,000	3,000
TOTAL STATE REVENUES		82,078	76,118	75,000	78,000	3,000
33301	SCHOOL REVENUE-FEDERAL	2,381,758	2,368,182	2,617,000	2,777,300	160,300
TOTAL FEDERAL REVENUES		2,381,758	2,368,182	2,617,000	2,777,300	160,300
TOTAL SCHOOL NUTRITION FUND		3,005,347	2,999,727	3,269,593	3,470,534	200,941

04/14/2015

CITY OF HARRISONBURG, VA
REVENUE BUDGET

FUND - 1116 - EMERG COMM CENTER FUND
FUNCTION - 11 - SPECIAL REVENUE FUNDS

ACCOUNT-----	TITLE -----	----- 2013-2014 -----	2014-2015	2015-2016	NET	
		BUDGET	ACTUAL	BUDGET	PROPOSED	CHANGE
31010	AMOUNT FROM FUND BALANCE	724,000	724,000	700,000		(700,000)
TOTAL FEDERAL REVENUES		724,000	724,000	700,000		(700,000)
31513	INVESTMENT EARNINGS		3,400			-
TOTAL USE OF MONEY			3,400			-
31523	RENTAL OF ECC TOWER SPACE	131,220	137,993	131,220	148,020	16,800
TOTAL USE OF PROPERTY		131,220	137,993	131,220	148,020	16,800
TOTAL USE OF MONEY & PROPERTY		131,220	141,393	131,220	148,020	16,800
31805	ECC PAYMENTS FM R'HAM CO	1,453,812	1,453,812	1,759,580	1,880,205	120,625
TOTAL MISCELLANEOUS REVENUES		1,453,812	1,453,812	1,759,580	1,880,205	120,625
31901	RECOVERIES & REBATES		66			-
31933	RADIO REP/PRCH FOR OTHERS	250,000	225,359	250,000	250,000	-
TOTAL RECOVERED COSTS		250,000	225,425	250,000	250,000	-
TOTAL LOCAL REVENUES		1,835,032	1,820,630	2,140,800	2,278,225	137,425
32308	STATE SHARE - DISPATCHERS	156,000	158,714	156,000	160,948	4,948
TOTAL SHARED EXPENSES		156,000	158,714	156,000	160,948	4,948
32536	VA WIRELESS E911 TAX	223,445	226,782	224,000	222,000	(2,000)
32542	VA WIRELESS 911 BOARD GRNT	2,000	1,827		152,000	152,000
32548	VA INFO TECH AGENCY GRANT		1,480			-
TOTAL OTHER CATEGORICAL AID		225,445	230,089	224,000	374,000	150,000
TOTAL STATE REVENUES		381,445	388,803	380,000	534,948	154,948
33525	FEMA (STORM DAMAGE)		7,081			-
33559	CACHE TEAM GRNT - OPERING	236,049	176,199	100,000	160,000	60,000
TOTAL CATEGORICAL AID		236,049	183,280	100,000	160,000	60,000
TOTAL FEDERAL REVENUES		236,049	183,280	100,000	160,000	60,000

04/14/2015

CITY OF HARRISONBURG, VA
REVENUE BUDGET

FUND - 1116 - EMERG COMM CENTER FUND
FUNCTION - 11 - SPECIAL REVENUE FUNDS

ACCOUNT-----	TITLE -----	----- BUDGET	2013-2014 ----- ACTUAL	2014-2015 BUDGET	2015-2016 PROPOSED	NET CHANGE
34210	TRANS. FROM GENERAL FUND	1,453,812	1,453,812	1,759,580	1,880,205	120,625
TOTAL INTER-FUND TRANSFERS		1,453,812	1,453,812	1,759,580	1,880,205	120,625
TOTAL NON-REVENUE RECEIPTS		1,453,812	1,453,812	1,759,580	1,880,205	120,625
TOTAL EMERG COMM CENTER FUND		4,630,338	4,570,525	5,080,380	4,853,378	(227,002)

04/14/2015

CITY OF HARRISONBURG, VA
REVENUE BUDGET

FUND - 1117 - COMM DEV BLOCK GRANT FUND
FUNCTION - 11 - SPECIAL REVENUE FUNDS

ACCOUNT-----	TITLE -----	-----	2013-2014 -----	2014-2015	2015-2016	NET
		BUDGET	ACTUAL	BUDGET	PROPOSED	CHANGE
33201	COMM DEV BLOCK GRANT	998,810	482,227	505,155	542,005	36,850
TOTAL NON-CATERGORICAL AID		998,810	482,227	505,155	542,005	36,850
TOTAL FEDERAL REVENUES		998,810	482,227	505,155	542,005	36,850
TOTAL COMM DEV BLOCK GRANT FUND		998,810	482,227	505,155	542,005	36,850

04/14/2015

CITY OF HARRISONBURG, VA
REVENUE BUDGET

FUND - 1118 - SCHOOL TRNSPORTATION FUND
FUNCTION - 11 - SPECIAL REVENUE FUNDS

ACCOUNT-----	TITLE -----	----- 2013-2014 -----	2014-2015	2015-2016	NET				
		BUDGET	ACTUAL	BUDGET	PROPOSED	CHANGE			
31010	AMOUNT FROM FUND BALANCE				20,000	20,000			
TOTAL FEDERAL REVENUES					20,000	20,000			
31513	INVESTMENT EARNINGS		181			-			
TOTAL USE OF MONEY						-			
TOTAL USE OF MONEY & PROPERTY						-			
31644	SCH BD-SPEC.ED-SP ARRANGE	20,000		10,000	10,000	-			
31645	SCHOOL BD-SPEC.ED-BUS	508,573	508,573	536,573	536,573	-			
31646	SCHOOL BOARD-ATHLETICS	45,000	66,172	45,000	60,000	15,000			
31647	SCHOOL BOARD-CHARTERS	60,000	79,276	55,000	55,000	-			
31650	SCHOOL BOARD-SUMMER SCH.	90,000	95,831	100,000	105,000	5,000			
31656	SCHOOL BD-SCHOOL BUS	2,007,179	1,943,256	2,285,220	2,285,220	-			
31658	SCHOOL BUS CHARTERS	18,000	6,557	15,000	30,000	15,000			
31688	SCHOOL BOARD HEAD START		150	150		(150)			
TOTAL TRANSIT CHARGES					2,748,752	2,699,816	3,046,943	3,081,793	34,850
TOTAL CHARGES FOR SERVICES					2,748,752	2,699,816	3,046,943	3,081,793	34,850
31901	RECOVERIES & REBATES		421	500		(500)			
TOTAL RECOVERED COSTS						421	500	(500)	
TOTAL LOCAL REVENUES					2,748,752	2,700,418	3,047,443	3,081,793	34,350
34011	INSURANCE RECOVERIES		3,269			-			
TOTAL NON-REVENUE RECEIPTS						3,269		-	
TOTAL NON-REVENUE RECEIPTS						3,269		-	
TOTAL SCHOOL TRNSPORTATION FUND					2,748,752	2,703,687	3,047,443	3,101,793	54,350

04/14/2015

CITY OF HARRISONBURG, VA
REVENUE BUDGET

FUND - 1310 - GENERAL CAPITAL PROJECTS
FUNCTION - 13 - CAPITAL PROJECTS FUNDS

ACCOUNT-----	TITLE -----	BUDGET	2013-2014 ----- ACTUAL	2014-2015 BUDGET	2015-2016 PROPOSED	NET CHANGE
31010	AMOUNT FROM FUND BALANCE	21,469,780	21,469,780			-
TOTAL NON-REVENUE RECEIPTS		21,469,780	21,469,780			-
31513	INVESTMENT EARNINGS		7,208			-
TOTAL USE OF MONEY			7,208			-
TOTAL USE OF MONEY & PROPERTY			7,208			-
31934	REIMB-JMU	350,687				-
TOTAL RECOVERED COSTS		350,687				-
TOTAL LOCAL REVENUES		350,687	7,208			-
32544	VDOT REVENUE SHARING	7,556,845	512,878			-
32553	VDOT (CPR BONDS)	2,095,379	2,095,379			-
TOTAL OTHER CATEGORICAL AID		9,652,223	2,608,257			-
TOTAL STATE REVENUES		9,652,223	2,608,257			-
33514	SAFE RT TO SCHOOL GRANT	470,929	470,929			-
33515	TRANSPORTATION ENHANCEMEN	183,619	108,667			-
33569	LWC FUND GRANT (DCR)	200,000				-
TOTAL CATEGORICAL AID		854,548	579,596			-
TOTAL FEDERAL REVENUES		854,548	579,596			-
34013	PREM ON L/T DEBT ISSUED	579,577	579,577			-
34110	LONG-TERM DEBT ISSUED	13,610,000	13,610,000			-
TOTAL DEBT ISSUE PROCEEDS		14,189,577	14,189,577			-
34210	TRANS. FROM GENERAL FUND	1,890,000	1,890,000	634,000	367,335	(266,665)
TOTAL INTER-FUND TRANSFERS		1,890,000	1,890,000	634,000	367,335	(266,665)
TOTAL NON-REVENUE RECEIPTS		16,079,577	16,079,577	634,000	367,335	(266,665)

04/14/2015

CITY OF HARRISONBURG, VA
REVENUE BUDGET

FUND - 1310 - GENERAL CAPITAL PROJECTS
FUNCTION - 13 - CAPITAL PROJECTS FUNDS

ACCOUNT-----	TITLE -----	----- BUDGET	2013-2014 ----- ACTUAL	2014-2015 BUDGET	2015-2016 PROPOSED	NET CHANGE
TOTAL GENERAL CAPITAL PROJECTS		48,406,815	40,744,418	634,000	367,335	(266,665)

04/14/2015

CITY OF HARRISONBURG, VA
REVENUE BUDGET

FUND - 1311 - SCHOOL CAPITAL PROJECTS
FUNCTION - 13 - CAPITAL PROJECTS FUNDS

ACCOUNT-----	TITLE -----	-----	2013-2014 -----	2014-2015	2015-2016	NET
		BUDGET	ACTUAL	BUDGET	PROPOSED	CHANGE
31010	AMOUNT FROM FUND BALANCE	207,128	207,128			-
TOTAL NON-REVENUE RECEIPTS		207,128	207,128			-
TOTAL SCHOOL CAPITAL PROJECTS		207,128	207,128			-

04/14/2015

CITY OF HARRISONBURG, VA
REVENUE BUDGET

FUND - 1316 - ECC CAPITAL PROJECTS
FUNCTION - 13 - CAPITAL PROJECTS FUNDS

ACCOUNT-----	TITLE -----	-----	2013-2014 -----	2014-2015	2015-2016	NET
		BUDGET	ACTUAL	BUDGET	PROPOSED	CHANGE
31805	ECC PAYMENTS FM R'HAM CO				748,372	748,372
TOTAL MISCELLANEOUS REVENUES					748,372	748,372
TOTAL LOCAL REVENUES					748,372	748,372
32542	VA WIRELESS 911 BOARD GRT	150,000				-
TOTAL OTHER CATEGORICAL AID		150,000				-
TOTAL STATE REVENUES		150,000				-
34210	TRANS. FROM GENERAL FUND				748,372	748,372
34296	TRANSFER FROM ECC	345,000	345,000			-
TOTAL INTER-FUND TRANSFERS		345,000	345,000		748,372	748,372
TOTAL NON-REVENUE RECEIPTS		345,000	345,000		748,372	748,372
TOTAL ECC CAPITAL PROJECTS		495,000	345,000		1,496,744	1,496,744

04/14/2015

CITY OF HARRISONBURG, VA
REVENUE BUDGET

FUND - 1321 - WATER CAPITAL PROJECTS
FUNCTION - 13 - CAPITAL PROJECTS FUNDS

ACCOUNT-----	TITLE -----	-----	2013-2014 -----	2014-2015	2015-2016	NET
		BUDGET	ACTUAL	BUDGET	PROPOSED	CHANGE
31010	AMOUNT FROM FUND BALANCE	4,597,521	4,597,521			-
TOTAL NON-REVENUE RECEIPTS		4,597,521	4,597,521			-
34220	TRANS. FROM WATER FUND	700,000	700,000	617,485	815,000	197,515
TOTAL INTER-FUND TRANSFERS		700,000	700,000	617,485	815,000	197,515
TOTAL NON-REVENUE RECEIPTS		700,000	700,000	617,485	815,000	197,515
TOTAL WATER CAPITAL PROJECTS		5,297,521	5,297,521	617,485	815,000	197,515

04/14/2015

CITY OF HARRISONBURG, VA
REVENUE BUDGET

FUND - 1322 - SEWER CAPITAL PROJECTS
FUNCTION - 13 - CAPITAL PROJECTS FUNDS

ACCOUNT-----	TITLE -----	-----	2013-2014 -----	2014-2015	2015-2016	NET
		BUDGET	ACTUAL	BUDGET	PROPOSED	CHANGE
31010	AMOUNT FROM FUND BALANCE	1,116,899	1,116,899			-
TOTAL NON-REVENUE RECEIPTS		1,116,899	1,116,899			-
34230	TRANS. FROM SEWER FUND	400,000	400,000	400,000	425,000	25,000
TOTAL INTER-FUND TRANSFERS		400,000	400,000	400,000	425,000	25,000
TOTAL NON-REVENUE RECEIPTS		400,000	400,000	400,000	425,000	25,000
TOTAL SEWER CAPITAL PROJECTS		1,516,899	1,516,899	400,000	425,000	25,000

04/14/2015

CITY OF HARRISONBURG, VA
REVENUE BUDGET

FUND - 1323 - PUBLIC TRANSP CAP PROJECT
FUNCTION - 13 - CAPITAL PROJECTS FUNDS

ACCOUNT-----	TITLE -----	-----	2013-2014 -----	2014-2015	2015-2016	NET
		BUDGET	ACTUAL	BUDGET	PROPOSED	CHANGE
31010	AMOUNT FROM FUND BALANCE	1,175,151	1,175,151			-
TOTAL NON-REVENUE RECEIPTS		1,175,151	1,175,151			-
32518	TRANSIT-CAP GRANT-STATE	791,228	221,882			-
TOTAL OTHER CATEGORICAL AID		791,228	221,882			-
TOTAL STATE REVENUES		791,228	221,882			-
33305	TRANSIT-CAP.GRANT-FEDERAL	5,760,220	4,608,972			-
TOTAL FEDERAL REVENUES		5,760,220	4,608,972			-
TOTAL PUBLIC TRANSP CAP PROJECT		5,376,297	3,655,703			-

04/14/2015

CITY OF HARRISONBURG, VA
REVENUE BUDGET

FUND - 1324 - SANITATION CAP. PROJECTS
FUNCTION - 13 - CAPITAL PROJECTS FUNDS

ACCOUNT-----	TITLE -----	-----	2013-2014 -----	2014-2015	2015-2016	NET
		BUDGET	ACTUAL	BUDGET	PROPOSED	CHANGE
31010	AMOUNT FROM FUND BALANCE	703,775	703,775			-
TOTAL FEDERAL REVENUES		703,775	703,775			-
31915	REIMB-JMU CISAT			1,500,000		(1,500,000)
TOTAL RECOVERED COSTS				1,500,000		(1,500,000)
TOTAL LOCAL REVENUES				1,500,000		(1,500,000)
34270	TRANS. FR SANITATION FUND	400,000	400,000	500,000	100,000	(400,000)
TOTAL INTER-FUND TRANSFERS		400,000	400,000	500,000	100,000	(400,000)
TOTAL NON-REVENUE RECEIPTS		400,000	400,000	500,000	100,000	(400,000)
TOTAL SANITATION CAP. PROJECTS		1,103,775	1,103,775	2,000,000	100,000	(1,900,000)

04/14/2015

CITY OF HARRISONBURG, VA
REVENUE BUDGET

FUND - 1328 - STMWTR CAP PROJECTS
FUNCTION - 13 - CAPITAL PROJECTS FUNDS

ACCOUNT-----	TITLE -----	-----	2013-2014 -----	2014-2015	2015-2016	NET
		BUDGET	ACTUAL	BUDGET	PROPOSED	CHANGE
32557	SLAF GRANT (DEQ)				303,198	303,198
TOTAL OTHER CATEGORICAL AID					303,198	303,198
TOTAL STATE REVENUES					303,198	303,198
34285	TRANS. FROM STMWTR FUND				502,802	502,802
TOTAL INTER-FUND TRANSFERS					502,802	502,802
TOTAL NON-REVENUE RECEIPTS					502,802	502,802
TOTAL STMWTR CAP PROJECTS					806,000	806,000

04/14/2015

CITY OF HARRISONBURG, VA
REVENUE BUDGET

FUND - 2011 - WATER FUND
FUNCTION - 20 - ENTERPRISE FUNDS

ACCOUNT-----	TITLE -----	----- 2013-2014 -----	2014-2015	2015-2016	NET	
		BUDGET	ACTUAL	BUDGET	PROPOSED	CHANGE
31010	AMOUNT FROM FUND BALANCE	367,625	367,625			-
TOTAL NON-REVENUE RECEIPTS		367,625	367,625			-
31318	APPLICATION FEES	150,000	243,867	150,000	200,000	50,000
TOTAL LIC., PERMITS & PRIV. FEE		150,000	243,867	150,000	200,000	50,000
31513	INVESTMENT EARNINGS	15,000	6,428	10,000	10,000	-
TOTAL USE OF MONEY		15,000	6,428	10,000	10,000	-
31521	RENTAL OF PROPERTY	15,000	20,000	15,000	15,000	-
TOTAL USE OF PROPERTY		15,000	20,000	15,000	15,000	-
TOTAL USE OF MONEY & PROPERTY		30,000	26,428	25,000	25,000	-
31611	UTILITY SALES TO CUSTOMER	5,682,036	5,677,971	5,863,483	6,022,989	159,506
31612	UTILITY SALES TO CITY DEP		99,162		100,000	100,000
31613	WATER SURCHARGE FEE	200,000	209,679	200,000	200,000	-
31615	FIRE HYDRANT CHARGE	45,200	45,200	54,500	54,700	200
31617	UTILITY BILLING CHARGE	89,800	87,332	95,500	100,300	4,800
TOTAL WATER CHARGES		6,017,036	6,119,344	6,213,483	6,477,989	264,506
TOTAL CHARGES FOR SERVICES		6,017,036	6,119,344	6,213,483	6,477,989	264,506
31810	SALE OF MAT'L & SUPPLIES	1,000	4,407	3,500	3,500	-
31811	SALE OF USED EQUIPMENT		9,778			-
31828	VML SAFETY GRANT	3,862	3,862			-
31832	COLLECTION FEE	3,000	2,215	1,500	1,500	-
TOTAL MISCELLANEOUS REVENUES		7,862	20,262	5,000	5,000	-
31901	RECOVERIES & REBATES	1,000	185	1,000	1,000	-
31902	RECOVERABLE CHARGES	15,000	33,227	24,000	24,000	-
TOTAL RECOVERED COSTS		16,000	33,411	25,000	25,000	-
TOTAL LOCAL REVENUES		6,220,898	6,443,312	6,418,483	6,732,989	314,506
33525	FEMA (STORM DAMAGE)		26,032			-

04/14/2015

CITY OF HARRISONBURG, VA
REVENUE BUDGET

FUND - 2011 - WATER FUND
FUNCTION - 20 - ENTERPRISE FUNDS

ACCOUNT-----	TITLE -----	-----	2013-2014 -----	2014-2015	2015-2016	NET
		BUDGET	ACTUAL	BUDGET	PROPOSED	CHANGE
TOTAL CATEGORICAL AID			26,032			-
TOTAL FEDERAL REVENUES			26,032			-
34310	TRANS. FROM DEPR. RESERVE	1,867,791	1,867,791	1,859,205	1,883,544	24,339
TOTAL INTRA-FUND TRANSFERS		1,867,791	1,867,791	1,859,205	1,883,544	24,339
TOTAL NON-REVENUE RECEIPTS		1,867,791	1,867,791	1,859,205	1,883,544	24,339
TOTAL WATER FUND		8,456,314	8,704,759	8,277,688	8,616,533	338,845

04/14/2015

CITY OF HARRISONBURG, VA
REVENUE BUDGET

FUND - 2012 - SEWER FUND
FUNCTION - 20 - ENTERPRISE FUNDS

ACCOUNT-----	TITLE -----	----- 2013-2014 -----	2014-2015	2015-2016	NET	
		BUDGET	ACTUAL	BUDGET	PROPOSED	CHANGE
31010	AMOUNT FROM FUND BALANCE	346,871	346,871	253,390	412,367	158,977
TOTAL NON-REVENUE RECEIPTS		346,871	346,871	253,390	412,367	158,977
31318	APPLICATION FEES	225,000	732,500	225,000	225,000	-
TOTAL LIC., PERMITS & PRIV. FEE		225,000	732,500	225,000	225,000	-
31513	INVESTMENT EARNINGS	7,000	4,692	7,000	4,000	(3,000)
TOTAL USE OF MONEY		7,000	4,692	7,000	4,000	(3,000)
TOTAL USE OF MONEY & PROPERTY		7,000	4,692	7,000	4,000	(3,000)
31621	UTILITY SALES TO CUSTOMER	3,500,000	3,571,209	3,567,000	3,550,000	(17,000)
31622	UTILITY SALES TO CITY DEP		17,646		20,000	20,000
31623	SEWER AUTHORITY FEE	5,977,384	6,052,953	6,155,620	6,200,000	44,380
TOTAL SEWER CHARGES		9,477,384	9,641,809	9,722,620	9,770,000	47,380
TOTAL CHARGES FOR SERVICES		9,477,384	9,641,809	9,722,620	9,770,000	47,380
31810	SALE OF MAT'L & SUPPLIES	1,000	798	1,000	1,000	-
31811	SALE OF USED EQUIPMENT		12,103			-
TOTAL MISCELLANEOUS REVENUES		1,000	12,900	1,000	1,000	-
31901	RECOVERIES & REBATES	1,000	20	1,000	1,000	-
31902	RECOVERABLE CHARGES	29,000	25,066	29,000	19,000	(10,000)
TOTAL RECOVERED COSTS		30,000	25,086	30,000	20,000	(10,000)
TOTAL LOCAL REVENUES		9,740,384	10,416,988	9,985,620	10,020,000	34,380
34310	TRANS. FROM DEPR. RESERVE	1,397,508	1,397,508	1,406,250	1,408,410	2,160
TOTAL INTRA-FUND TRANSFERS		1,397,508	1,397,508	1,406,250	1,408,410	2,160
TOTAL NON-REVENUE RECEIPTS		1,397,508	1,397,508	1,406,250	1,408,410	2,160
TOTAL SEWER FUND		11,484,763	12,161,367	11,645,260	11,840,777	195,517

04/14/2015

CITY OF HARRISONBURG, VA
REVENUE BUDGET

FUND - 2013 - PUBLIC TRNSPORTATION FUND
FUNCTION - 20 - ENTERPRISE FUNDS

ACCOUNT-----	TITLE -----	----- 2013-2014 -----	2014-2015	2015-2016	NET
		BUDGET	BUDGET	PROPOSED	CHANGE
31010	AMOUNT FROM FUND BALANCE	90,139	90,139		-
TOTAL NON-REVENUE RECEIPTS		90,139	90,139		-
31513	INVESTMENT EARNINGS		1,583		-
TOTAL USE OF MONEY			1,583		-
31524	ADVERTISEMENT ON BUSES	65,000	81,373	75,000	15,000
TOTAL USE OF PROPERTY		65,000	81,373	75,000	15,000
TOTAL USE OF MONEY & PROPERTY		65,000	79,790	90,000	15,000
31695	SALE OF SERVICES TO DEPTS		465		-
31641	SPECIAL TRANSIT SERVICES	15,000	12,884	6,000	4,000
31643	WELFARE DEPT.-TITLE XX	100	147	100	400
31649	TRANSIT COUPONS	18,000	18,670	18,000	7,000
31652	BUS FARES-TRANSIT	75,000	65,458	70,000	5,000
31653	COUNTY VAN SHUTTLE	2,800	1,024	1,000	1,000
31654	JMU TRANSIT CONTRACT	1,588,080	1,527,000	1,527,000	-
31659	PARATRANSIT FARES	40,000	37,437	40,000	3,000
31689	ASPEN HEIGHTS SERVICES	105,000	105,000	108,150	2,850
TOTAL TRANSIT CHARGES		1,843,980	1,767,620	1,770,250	23,250
TOTAL CHARGES FOR SERVICES		1,843,980	1,768,085	1,793,500	23,250
31811	SALE OF USED EQUIPMENT		14,352		-
31828	VML SAFETY GRANT	4,138	4,138		-
TOTAL MISCELLANEOUS REVENUES		4,138	18,490		-
31901	RECOVERIES & REBATES		706		-
31903	SALE OF MATERIALS&SUPPLYS	500			-
31907	SALE OF USED EQUIPMENT	10,000			-
31935	CAPITAL MATCH - JMU		61,080	99,500	-
TOTAL RECOVERED COSTS		10,500	61,786	99,500	-
TOTAL LOCAL REVENUES		1,923,618	1,928,151	1,944,750	38,250
32516	TRANSIT-OPERATING	4,380	1,014	5,000	1,000
32518	TRANSIT-CAP GRANT-STATE	289,050	156,591	100,100	286,500

04/14/2015

CITY OF HARRISONBURG, VA
REVENUE BUDGET

FUND - 2013 - PUBLIC TRNSPORTATION FUND
FUNCTION - 20 - ENTERPRISE FUNDS

ACCOUNT-----	TITLE -----	----- 2013-2014 -----	2014-2015	2015-2016	NET	
		BUDGET	ACTUAL	BUDGET	PROPOSED	CHANGE
32519	TRANSIT-OPERATING-STATE	605,000	1,116,602	1,000,000	1,000,000	-
TOTAL OTHER CATEGORICAL AID		898,430	1,274,207	1,105,100	1,392,600	287,500
TOTAL STATE REVENUES		898,430	1,274,207	1,105,100	1,392,600	287,500
33305	TRANSIT-CAP.GRANT-FEDERAL	2,265,282	1,128,511	801,200	3,092,800	2,291,600
33306	TRANSIT-OPERATING-FEDERAL	950,000	957,676	1,318,620	1,364,572	45,952
TOTAL FEDERAL REVENUES		3,215,282	2,086,187	2,119,820	4,457,372	2,337,552
34011	INSURANCE RECOVERIES		2,119			-
TOTAL NON-REVENUE RECEIPTS			2,119			-
34210	TRANS. FROM GENERAL FUND	550,822	550,822	248,417	250,000	1,583
TOTAL INTER-FUND TRANSFERS		550,822	550,822	248,417	250,000	1,583
34310	TRANS. FROM DEPR. RESERVE	216,660	216,660	216,660	216,660	-
TOTAL INTRA-FUND TRANSFERS		216,660	216,660	216,660	216,660	-
TOTAL NON-REVENUE RECEIPTS		767,482	769,601	465,077	466,660	1,583
TOTAL PUBLIC TRNSPORTATION FUND		6,894,951	6,148,286	5,634,747	8,299,632	2,664,885

04/14/2015

CITY OF HARRISONBURG, VA
REVENUE BUDGET

FUND - 2014 - SANITATION FUND
FUNCTION - 20 - ENTERPRISE FUNDS

ACCOUNT-----	TITLE -----	----- 2013-2014 -----	2014-2015	2015-2016	NET	
		BUDGET	ACTUAL	BUDGET	PROPOSED	CHANGE
31010	AMOUNT FROM FUND BALANCE	3,234,534	3,234,534	2,884,682	689,435	(2,195,247)
	TOTAL NON-REVENUE RECEIPTS	3,234,534	3,234,534	2,884,682	689,435	(2,195,247)
31513	INVESTMENT EARNINGS	10,000	9,248	10,000	4,000	(6,000)
	TOTAL USE OF MONEY	10,000	9,248	10,000	4,000	(6,000)
	TOTAL USE OF MONEY & PROPERTY	10,000	9,248	10,000	4,000	(6,000)
31631	REFUSE COLLECTION			1,250,000	1,250,000	-
31632	LANDFILL FEES			1,518,000		(1,518,000)
31633	STEAMPLANT TIPPING FEES	971,589	745,682	975,000		(975,000)
31634	SALE OF STEAM TO JMU	2,687,010	2,254,603	1,343,505		(1,343,505)
31635	TIPPING FEE-ROCKINGHAM CO	436,850	357,350	420,000		(420,000)
31636	TIPPING FEES-CITY	458,003	594,302	450,000		(450,000)
31637	SOLID WASTE MNGMENT FEE			2,850,000	3,368,400	518,400
	TOTAL REFUSE CHARGES	4,553,452	3,951,937	8,806,505	4,618,400	(4,188,105)
	TOTAL CHARGES FOR SERVICES	4,553,452	3,951,937	8,806,505	4,618,400	(4,188,105)
31807	SALE OF RECYCLABLES			100,000		(100,000)
	TOTAL MISCELLANEOUS REVENUES			100,000		(100,000)
31901	RECOVERIES & REBATES		580			-
31903	SALE OF MATERIALS&SUPPLYS	500		500		(500)
31911	REIMB-JMU CISAT BOND PMT.	463,750	463,750	463,750	465,185	1,435
31915	REIMB-JMU CISAT	1,331,537	1,516,654	1,331,537	347,000	(984,537)
31929	REIMB-JMU-CHILLER UDGRADE	120,075	120,075	116,425	112,775	(3,650)
	TOTAL RECOVERED COSTS	1,915,862	2,101,059	1,912,212	924,960	(987,252)
	TOTAL LOCAL REVENUES	6,479,314	6,062,243	10,828,717	5,547,360	(5,281,357)
34210	TRANS. FROM GENERAL FUND	395,705	395,705			-
	TOTAL INTER-FUND TRANSFERS	395,705	395,705			-
34310	TRANS. FROM DEPR. RESERVE	1,158,568	1,158,568	1,237,212	200,000	(1,037,212)
	TOTAL INTRA-FUND TRANSFERS	1,158,568	1,158,568	1,237,212	200,000	(1,037,212)

04/14/2015

CITY OF HARRISONBURG, VA
REVENUE BUDGET

FUND - 2014 - SANITATION FUND
FUNCTION - 20 - ENTERPRISE FUNDS

ACCOUNT-----	TITLE -----	----- BUDGET	2013-2014 ----- ACTUAL	2014-2015 BUDGET	2015-2016 PROPOSED	NET CHANGE
TOTAL NON-REVENUE RECEIPTS		1,554,273	1,554,273	1,237,212	200,000	(1,037,212)
TOTAL SANITATION FUND		11,268,121	10,851,051	14,950,611	6,436,795	(8,513,816)

04/14/2015

CITY OF HARRISONBURG, VA
REVENUE BUDGET

FUND - 2017 - BUSINESS LOAN PROGRAM
FUNCTION - 20 - ENTERPRISE FUNDS

ACCOUNT-----	TITLE -----	----- 2013-2014 -----	2014-2015	2015-2016	NET	
		BUDGET	ACTUAL	BUDGET	PROPOSED	CHANGE
31010	AMOUNT FROM FUND BALANCE	8,645	8,645	32,000	12,000	(20,000)
TOTAL NON-REVENUE RECEIPTS		8,645	8,645	32,000	12,000	(20,000)
31513	INVESTMENT EARNINGS		46			-
31515	LOAN PROGRAM INTEREST	2,436	3,697	2,403	3,800	1,397
TOTAL USE OF MONEY		2,436	3,743	2,403	3,800	1,397
TOTAL USE OF MONEY & PROPERTY		2,436	3,743	2,403	3,800	1,397
31842	LOAN PROGRAM PRINCIPLE	20,794	24,748	23,992	34,200	10,208
31843	LOAN PRGM APPLICATION FEE		100			-
31845	IDA GRANT	35,000	35,000			-
TOTAL MISCELLANEOUS REVENUES		55,794	59,848	23,992	34,200	10,208
TOTAL LOCAL REVENUES		58,230	63,590	26,395	38,000	11,605
32556	BEE GRANT (DHCD)		800			-
TOTAL OTHER CATEGORICAL AID			800			-
TOTAL STATE REVENUES			800			-
33567	RBE GRANT (USDA)	31,000	31,000			-
TOTAL CATEGORICAL AID		31,000	31,000			-
TOTAL FEDERAL REVENUES		31,000	31,000			-
TOTAL BUSINESS LOAN PROGRAM		97,875	104,035	58,395	50,000	(8,395)

04/14/2015

CITY OF HARRISONBURG, VA
REVENUE BUDGET

FUND - 2018 - STORMWATER FUND
FUNCTION - 20 - ENTERPRISE FUNDS

ACCOUNT-----	TITLE -----	-----	2013-2014 -----	2014-2015	2015-2016	NET
		BUDGET	ACTUAL	BUDGET	PROPOSED	CHANGE
31752	STORMWATER MNGMT FEE				1,788,100	1,788,100
TOTAL CHARGES FOR STORMWATER MN					1,788,100	1,788,100
TOTAL CHARGES FOR SERVICES					1,788,100	1,788,100
TOTAL LOCAL REVENUES					1,788,100	1,788,100
TOTAL STORMWATER FUND					1,788,100	1,788,100

04/14/2015

CITY OF HARRISONBURG, VA
REVENUE BUDGET

FUND - 2111 - CENTRAL GARAGE FUND
FUNCTION - 21 - INTERNAL SERVICE FUNDS

ACCOUNT-----	TITLE -----	-----	2013-2014 -----	2014-2015	2015-2016	NET
		BUDGET	ACTUAL	BUDGET	PROPOSED	CHANGE
31332	TAXI CAB LIC./INSPECTION	8,000	6,820	9,000	7,000	(2,000)
TOTAL LIC., PERMITS & PRIV. FEE		8,000	6,820	9,000	7,000	(2,000)
31513	INVESTMENT EARNINGS	1,000	533	500	100	(400)
TOTAL USE OF MONEY		1,000	533	500	100	(400)
TOTAL USE OF MONEY & PROPERTY		1,000	533	500	100	(400)
31695	SALE OF SERVICES TO DEPTS	980,000	1,037,542	1,177,000	1,252,656	75,656
31696	SERVICES TO EXT AGENCIES	11,000	16,380	10,000	10,000	-
TOTAL CHARGES FOR SERVICES		991,000	1,053,922	1,187,000	1,262,656	75,656
31901	RECOVERIES & REBATES	14,796	19,737			-
TOTAL RECOVERED COSTS		14,796	19,737			-
TOTAL LOCAL REVENUES		1,014,796	1,081,012	1,196,500	1,269,756	73,256
34210	TRANS. FROM GENERAL FUND	26,730	26,730	47,989		(47,989)
TOTAL INTER-FUND TRANSFERS		26,730	26,730	47,989		(47,989)
TOTAL NON-REVENUE RECEIPTS		26,730	26,730	47,989		(47,989)
TOTAL CENTRAL GARAGE FUND		1,041,526	1,107,742	1,244,489	1,269,756	25,267

04/14/2015

CITY OF HARRISONBURG, VA
REVENUE BUDGET

FUND - 2112 - CENTRAL STORES OPER. FUND
FUNCTION - 21 - INTERNAL SERVICE FUNDS

ACCOUNT-----	TITLE -----	-----	2013-2014 -----	2014-2015	2015-2016	NET
		BUDGET	ACTUAL	BUDGET	PROPOSED	CHANGE
34210	TRANS. FROM GENERAL FUND	7,731	7,731	10,906	9,774	(1,132)
34220	TRANS. FROM WATER FUND	124,483	124,483	127,647	140,088	12,441
34230	TRANS. FROM SEWER FUND	11,580	11,580	11,874	13,032	1,158
TOTAL INTER-FUND TRANSFERS		143,794	143,794	150,427	162,894	12,467
TOTAL NON-REVENUE RECEIPTS		143,794	143,794	150,427	162,894	12,467
TOTAL CENTRAL STORES OPER. FUND		143,794	143,794	150,427	162,894	12,467

04/14/2015

CITY OF HARRISONBURG, VA
REVENUE BUDGET

FUND - 3115 - JUVENILE CRIME CTRL. FUND
FUNCTION - 31 - TRUST & AGENCY FUNDS

ACCOUNT-----	TITLE -----	-----	2013-2014	-----	2014-2015	2015-2016	NET
		BUDGET	ACTUAL		BUDGET	PROPOSED	CHANGE
31513	INVESTMENT EARNINGS		46				-
TOTAL USE OF MONEY			46				-
TOTAL USE OF MONEY & PROPERTY			46				-
TOTAL LOCAL REVENUES			46				-
32504	JUVENILE CRIME CTRL FUNDS		69,493				-
TOTAL OTHER CATEGORICAL AID			69,493				-
TOTAL STATE REVENUES			69,493				-
TOTAL JUVENILE CRIME CTRL. FUND			69,539				-
TOTAL REPORT		321,834,361	314,216,857		214,904,140	221,541,693	6,637,553

EXPENDITURE BUDGET

CITY OF HARRISONBURG, VIRGINIA
EXPENDITURE BUDGET
CONTENTS
FISCAL YEAR 2016

1000	General Fund	1-117
1111	School Fund	118
1114	School Nutrition Fund	119
1116	Emergency Communications Center Fund	120-122
1117	Community Development Block Grant Fund	123-124
1118	School Transportation Fund	125-130
1310	General Capital Projects Fund	131
1311	School Capital Projects Fund	132
1316	Emergency Communications Center Capital Projects Fund	133
1321	Water Capital Projects Fund	134
1322	Sewer Capital Projects Fund	135
1323	Public Transportation Capital Projects Fund	136
1324	Sanitation Capital Projects Fund	137
1328	Stormwater Capital Projects Fund	138
2011	Water Fund	139-151
2012	Sewer Fund	152-163
2013	Public Transportation Fund	164-171
2014	Sanitation Fund	172-185
2017	Business Loan Program Fund	186

**CITY OF HARRISONBURG, VIRGINIA
EXPENDITURE BUDGET
CONTENTS
FISCAL YEAR 2016**

2018	Stormwater Fund	187-190
2111	Central Garage Fund	191-195
2112	Central Stores Fund	196-198
3115	Juvenile Crime Control Fund	199

**CITY OF HARRISONBURG, VIRGINIA
EXPENDITURE BUDGET
CONTENTS BY FUNDS AND DEPARTMENTS
FISCAL YEAR 2016**

1000 General Fund:

110111	City Council		1-2
120111	City Manager		3-4
120411	City Attorney		5
120511	Human Resources		6-7
120811	Independent Auditor		8
120912	Commissioner of the Revenue		9-10
121012	Assessors		11-12
121112	Equalization		13
121313	City Treasurer		14-15
121511	Finance		16-17
122011	Information Technology		18-19
122211	Purchasing		20-21
130114	Electoral Board		22-23
310131	Police	Administration	24-26
310231	Police	Operations Division	27-28
310331	Police	Criminal Investigation Division	29-30
310631	Police	Police Special Operations	31-32
320132	Fire	Administration	33-34
320232	Fire	Suppression	35-37
320332	Fire	Prevention	38-39
320432	Fire	Training	40-41
320632	Fire	Public Safety Building	42-43
320732	Fire	Child Safety Alliance	44
330231	Police	City County Jail	45
330731	Middle River Regional Jail		46
340121	Community Development	Building Inspection	47-48
350131	Police	Animal Control	49-50
350331	Coroner		51
350532	Fire	Emergency Services	52
410121	Community Development	General Engineering	53-54
410241	Public Works	Highway and Street Maintenance	55-57
410441	Public Works	Street Lights	58
410541	Public Works	Snow and Ice Removal	59-60
410741	Public Works	Traffic Engineering	61-62
410841	Public Works	Highway and Street Beautification	63-64

**CITY OF HARRISONBURG, VIRGINIA
EXPENDITURE BUDGET
CONTENTS BY FUNDS AND DEPARTMENTS
FISCAL YEAR 2016**

1000 General Fund (continued):

420241	Public Works	Street and Road Cleaning	65-66
420341	Public Works	Refuse Collection	67-68
420441	Public Works	City Landfill	69-70
420541	Public Works	Recycling	71-72
420641	Public Works	Insect and Rodent Control	73
420741	Public Works	County Landfill	74
430221	Community Development	General Properties	75-76
510111	Local Health Department		77
520511	Community Services Board		78
530611	Tax Relief for the Elderly		79
710171	Parks and Recreation	Administration	80-81
710271	Parks and Recreation	Parks	82-83
710471	Parks and Recreation	Rec. Center & Play Grounds	84-85
710571	Parks and Recreation	National Guard Armory	86-87
710671	Parks and Recreation	Simms Recreation Center	88-89
710771	Parks and Recreation	Westover Pool	90-91
710871	Parks and Recreation	Athletics	92-93
710971	Parks and Recreation	Blacks Run Greenway	94
730271	Parks and Recreation	Golf Course Grounds Management	95-96
730371	Parks and Recreation	Golf Course Clubhouse Management	97-98
810121	Community Development	Planning	99-100
810221	Community Development	Zoning Administration	101-102
810421	Community Development	Board of Zoning Appeals	103
810521	Economic Development		104-105
810621	Downtown Renaissance		106
810821	Tourism and Visitors Services		107-108
810921	Downtown Parking Services		109-110
910411	Contributions - Community & Civic Organizations		111-112
910511	Joint Operations with Rockingham County		113
940111	Reserve for Contingencies		114
980142	Debt Service		115-116
990111	Transfers		117

**CITY OF HARRISONBURG, VIRGINIA
EXPENDITURE BUDGET
CONTENTS BY FUNDS AND DEPARTMENTS
FISCAL YEAR 2016**

1111 School Fund:		
111114	School	118
1114 School Nutrition Fund:		
111414	School Nutrition	119
1116 Emergency Communications Center Fund:		
321132	Emergency Operations Center	120-122
1117 Community Development Block Grant Fund:		
810721	Community Development Block Grant	123-124
1118 School Transportation Fund:		
622081	School Buses	125-126
632081	Field Trips and Charters	127-128
662081	Administration	129-130
1310 General Capital Projects Fund:		
910141	Capital Projects	131
1311 School Capital Projects Fund:		
910114	Capital Projects	132
1316 Emergency Communications Center Capital Projects Fund:		
910132	Capital Projects	133
1321 Water Capital Projects Fund:		
910161	Capital Projects	134
1322 Sewer Capital Projects Fund:		
911161	Capital Projects	135
1323 Public Transportation Capital Projects Fund:		
911381	Capital Projects	136
1324 Sanitation Capital Projects Fund:		
910142	Capital Projects	137
1328 Stormwater Capital Projects Fund:		
910541	Capital Projects	138
2011 Water Fund:		
312061	Administration	139-140
322061	Pumping, Storage and Monitoring	141-142
332061	Transmission and Distribution	143-144
342061	Utility Billing- Water	145
352061	Miscellaneous	146
362061	Purification	147-148
372061	Capital Outlay	149
382061	Debt Service	150
392061	Transfers	151

**CITY OF HARRISONBURG, VIRGINIA
EXPENDITURE BUDGET
CONTENTS BY FUNDS AND DEPARTMENTS
FISCAL YEAR 2016**

2012 Sewer Fund:

412061	Administration	152-153
422061	Treatment and Disposal	154
432061	Collection and Transmission	155-156
442061	Miscellaneous	157
452061	Utility Billing- Sewer	158
462061	Pumping and Monitoring	159-160
472061	Capital Outlay	161
482061	Debt Service	162
492061	Transfers	163

2013 Public Transportation Fund:

812081	Transit Buses	164-165
842081	Miscellaneous	166
852081	Paratransit Buses	167-168
862081	Administration	169-170
872081	Capital Outlay	171

2014 Sanitation Fund:

912242	Resource Recovery Facility	172-173
922041	Solid Waste Collection	174-175
932042	Landfill	176-177
942042	Miscellaneous	178
952042	Recycling	179-180
962042	Solid Waste Management	181-182
972043	Capital Outlay	183
982042	Debt Service	184
992042	Transfers	185

2017 Business Loan Program Fund Fund:

850521	Revolving Loan Program	186
--------	------------------------	-----

2018 Stormwater Fund:

452041	Stormwater Management	187-188
472041	Capital Outlay	189
492041	Transfers	190

2111 Central Garage Fund:

612141	Operating	191-192
642141	Miscellaneous	193
662141	Administration	194
672141	Capital Outlay	195

**CITY OF HARRISONBURG, VIRGINIA
EXPENDITURE BUDGET
CONTENTS BY FUNDS AND DEPARTMENTS
FISCAL YEAR 2016**

2112 Central Stores Fund:

712141	Operating	196-197
772141	Capital Outlay	198

3115 Juvenile Crime Control Fund:

210511	J & D Relations	199
--------	-----------------	-----

04/14/2015

CITY OF HARRISONBURG, VA
EXPENDITURE BUDGET

FUND - 1000 - GENERAL FUND
FUNCTION - 100 - GENERAL GOVERNMENT
ACTIVITY - 1100 - LEGISLATIVE
DEPARTMENT - 110111 - CITY COUNCIL

ACCOUNT-----	TITLE -----	----- 2013-2014 -----	2014-2015	2015-2016	NET	
		BUDGET	ACTUAL	BUDGET	PROPOSED	CHANGE
41010	SALARIES & WAGES-REG.	38,433	37,875	38,418	43,680	5,262
41015	EMPLOYER BENEFIT MATCH	156	156	156		(156)
41020	SALARIES & WAGES-O/T		229			-
41030	PT SALARIES & WAGES-REG	63,000	63,000	63,000	63,000	-
TOTAL PERSONAL SERVICES		101,589	101,260	101,574	106,680	5,106
42010	FICA	7,772	7,290	7,771	8,161	390
42020	RETIREMENT - VRS	4,828	4,825	4,902	5,574	672
42050	HOSPITAL INSURANCE	7,087	7,165	8,016	8,978	962
42060	LIFE INSURANCE - VRS	458	457	507	520	13
42080	DENTAL INSURANCE				156	156
42110	WORKER'S COMP.	39	32	35	37	2
TOTAL FRINGE BENEFITS		20,184	19,770	21,231	23,426	2,195
43100	PROFESSIONAL SERVICES	6,000	3,800	6,000	6,300	300
43600	ADVERTISING	7,000	10,398	8,000	8,000	-
TOTAL PURCHASED SERVICESS		13,000	14,198	14,000	14,300	300
45210	POSTAGE	500	106	250	250	-
45230	TELECOMMUNICATIONS	700	463	600	900	300
45370	PUB.OFFICIAL LIABILITY IN	1,415	1,292	1,249	1,173	(76)
45380	GENERAL LIABILITY INS.	246	234	277	220	(57)
45410	LEASE/RENT OF EQUIPMENT	60	23	60	60	-
45530	TRAINING & TRAVEL	8,700	4,344	8,700	8,700	-
45810	DUES & MEMBERSHIPS	17,955	17,894	18,000	19,000	1,000
TOTAL OTHER CHARGES		29,576	24,356	29,136	30,303	1,167
46010	OFFICE SUPPLIES	500	163	500	500	-
46140	OTHER OPERATING SUPPLIES	16,500	10,720	16,500	16,500	-
TOTAL MATERIALS & SUPPLIES		17,000	10,883	17,000	17,000	-
TOTAL OTHER OPERATING EXPENSES		79,760	69,206	81,367	85,029	3,662
48101	PUBLICATIONS	5,000	5,929	5,000	5,000	-
48171	EDP EQUIPMENT	700				-
48172	HARDWARE				1,000	1,000
TOTAL CAP. OUTLAY-REPLACEMENTS		5,700	5,929	5,000	6,000	1,000
TOTAL CAPITAL OUTLAY		5,700	5,929	5,000	6,000	1,000

04/14/2015

CITY OF HARRISONBURG, VA
EXPENDITURE BUDGET

FUND - 1000 - GENERAL FUND
FUNCTION - 100 - GENERAL GOVERNMENT
ACTIVITY - 1100 - LEGISLATIVE
DEPARTMENT - 110111 - CITY COUNCIL

ACCOUNT-----	TITLE -----	----- BUDGET	2013-2014 ----- ACTUAL	2014-2015 BUDGET	2015-2016 PROPOSED	NET CHANGE
TOTAL CITY COUNCIL		187,049	176,395	187,941	197,709	9,768

04/14/2015

CITY OF HARRISONBURG, VA
EXPENDITURE BUDGET

FUND - 1000 - GENERAL FUND
FUNCTION - 100 - GENERAL GOVERNMENT
ACTIVITY - 1200 - GENERAL & FINANCIAL ADMIN
DEPARTMENT - 120111 - MANAGER

ACCOUNT-----	TITLE -----	----- 2013-2014 -----	2014-2015	2015-2016	NET	
		BUDGET	ACTUAL	BUDGET	PROPOSED	CHANGE
41010	SALARIES & WAGES-REG.	325,867	334,367	328,277	363,668	35,391
41015	EMPLOYER BENEFIT MATCH	492	506	492		(492)
41030	PT SALARIES & WAGES-REG	14,280	3,690	17,225		(17,225)
TOTAL PERSONAL SERVICES		340,639	338,563	345,994	363,668	17,674
42010	FICA	26,059	21,460	26,469	27,821	1,352
42020	RETIREMENT - VRS	40,929	41,014	41,888	46,405	4,517
42050	HOSPITAL INSURANCE	34,554	23,098	39,081	32,666	(6,415)
42060	LIFE INSURANCE - VRS	3,878	3,886	4,333	4,328	(5)
42070	DISABILITY (VLDP)		36		114	114
42080	DENTAL INSURANCE				647	647
42110	WORKER'S COMP.	318	237	305	289	(16)
TOTAL FRINGE BENEFITS		105,738	89,731	112,076	112,270	194
43100	PROFESSIONAL SERVICES	31,000	20,650			-
43110	MEDICAL SERVICES		115	65		(65)
43600	ADVERTISING	300		300	300	-
TOTAL PURCHASED SERVICES		31,300	20,765	365	300	(65)
44300	CENTRAL STORES	500	222	500	500	-
44310	C.G. - FUEL		21			-
TOTAL INTERNAL SERVICES		500	243	500	500	-
45210	POSTAGE	200	104	200		(200)
45230	TELECOMMUNICATIONS	3,000	3,599	3,000	4,800	1,800
45360	SURETY BONDS	9	8	9	8	(1)
45370	PUB.OFFICIAL LIABILITY IN	1,179	1,076	1,041	977	(64)
45380	GENERAL LIABILITY INS.	639	609	631	608	(23)
45410	LEASE/RENT OF EQUIPMENT	2,310	2,486	2,500	2,500	-
45530	TRAINING & TRAVEL	8,400	6,301	8,400	10,700	2,300
45540	EDUCATION		600			-
45810	DUES & MEMBERSHIPS	2,700	2,852	3,000	3,012	12
TOTAL OTHER CHARGES		18,437	17,635	18,781	22,605	3,824
46010	OFFICE SUPPLIES	1,800	866	1,800	1,800	-
46120	BOOKS & SUBSCRIPTIONS	500	893	525	525	-
46140	OTHER OPERATING SUPPLIES	4,500	2,527	4,500	3,500	(1,000)
TOTAL MATERIALS & SUPPLIES		6,800	4,286	6,825	5,825	(1,000)
TOTAL OTHER OPERATING EXPENSES		162,775	132,660	138,547	141,500	2,953

04/14/2015

CITY OF HARRISONBURG, VA
EXPENDITURE BUDGET

FUND - 1000 - GENERAL FUND
FUNCTION - 100 - GENERAL GOVERNMENT
ACTIVITY - 1200 - GENERAL & FINANCIAL ADMIN
DEPARTMENT - 120111 - MANAGER

ACCOUNT-----	TITLE -----	----- BUDGET	2013-2014 ----- ACTUAL	2014-2015 BUDGET	2015-2016 PROPOSED	NET CHANGE
48121	FURNITURE & FIXTURES		349			-
48172	HARDWARE	2,530		1,000	1,000	-
TOTAL CAP. OUTLAY-REPLACEMENTS		2,530	349	1,000	1,000	-
TOTAL CAPITAL OUTLAY		2,530	349	1,000	1,000	-
TOTAL MANAGER		505,944	471,573	485,541	506,168	20,627

04/14/2015

CITY OF HARRISONBURG, VA
EXPENDITURE BUDGET

FUND - 1000 - GENERAL FUND
FUNCTION - 100 - GENERAL GOVERNMENT
ACTIVITY - 1200 - GENERAL & FINANCIAL ADMIN
DEPARTMENT - 120411 - ATTORNEY

ACCOUNT-----	TITLE -----	----- 2013-2014 -----	2014-2015	2015-2016	NET	
		BUDGET	ACTUAL	BUDGET	PROPOSED	CHANGE
41010	SALARIES & WAGES-REG.	117,300	114,076	115,482	146,172	30,690
41015	EMPLOYER BENEFIT MATCH	156	13	156		(156)
TOTAL PERSONAL SERVICES		117,456	114,089	115,638	146,172	30,534
42010	FICA	8,985	8,717	8,847	11,182	2,335
42020	RETIREMENT - VRS	14,733	14,275	14,735	18,652	3,917
42050	HOSPITAL INSURANCE	10,464	872	11,835	2,151	(9,684)
42060	LIFE INSURANCE - VRS	1,396	1,352	1,524	1,739	215
42070	DISABILITY (VLDP)				114	114
42080	DENTAL INSURANCE				312	312
42110	WORKER'S COMP.	91	93	105	110	5
TOTAL FRINGE BENEFITS		35,669	25,309	37,046	34,260	(2,786)
43152	OTHER LEGAL SERVICES	8,800	4,416	8,800	8,800	-
TOTAL PURCHASED SERVICES		8,800	4,416	8,800	8,800	-
45210	POSTAGE		111	100	100	-
45230	TELECOMMUNICATIONS	1,000	58	1,000	1,213	213
45370	PUB.OFFICIAL LIABILITY IN	236	215	208	391	183
45380	GENERAL LIABILITY INS.	243	231	266	189	(77)
45410	LEASE/RENT OF EQUIPMENT	40	6	50	50	-
45530	TRAINING & TRAVEL	3,000	762	3,000	3,000	-
45810	DUES & MEMBERSHIPS	650	940	650	770	120
TOTAL OTHER CHARGES		5,169	2,323	5,274	5,713	439
46010	OFFICE SUPPLIES	400		400	400	-
46120	BOOKS & SUBSCRIPTIONS	300		300	1,440	1,140
46140	OTHER OPERATING SUPPLIES		2			-
TOTAL MATERIALS & SUPPLIES		700	2	700	1,840	1,140
TOTAL OTHER OPERATING EXPENSES		50,338	32,050	51,820	50,613	(1,207)
48172	HARDWARE	1,000				-
TOTAL CAP. OUTLAY-REPLACEMENTS		1,000				-
TOTAL CAPITAL OUTLAY		1,000				-
TOTAL ATTORNEY		168,794	146,139	167,458	196,785	29,327

04/14/2015

CITY OF HARRISONBURG, VA
EXPENDITURE BUDGET

FUND - 1000 - GENERAL FUND
FUNCTION - 100 - GENERAL GOVERNMENT
ACTIVITY - 1200 - GENERAL & FINANCIAL ADMIN
DEPARTMENT - 120511 - HUMAN RESOURCES

ACCOUNT-----	TITLE -----	----- 2013-2014 -----	----- 2014-2015 -----	----- 2015-2016 -----	NET	
		BUDGET	ACTUAL	BUDGET	PROPOSED	CHANGE
41010	SALARIES & WAGES-REG.	212,848	196,670	222,656	225,922	3,266
41015	EMPLOYER BENEFIT MATCH	624	587	624		(624)
41020	SALARIES & WAGES-O/T		15			-
41030	PT SALARIES & WAGES-REG		1,990	2,000	2,000	-
TOTAL PERSONAL SERVICES		213,472	199,262	225,280	227,922	2,642
42010	FICA	16,331	14,642	17,235	17,436	201
42020	RETIREMENT - VRS	26,735	24,664	28,412	28,828	416
42050	HOSPITAL INSURANCE	27,720	14,471	27,934	19,197	(8,737)
42060	LIFE INSURANCE - VRS	2,534	2,337	2,940	2,689	(251)
42080	DENTAL INSURANCE				624	624
42110	WORKER'S COMP.	254	180	239	252	13
TOTAL FRINGE BENEFITS		73,574	56,294	76,760	69,026	(7,734)
43100	PROFESSIONAL SERVICES	56,917	29,147	47,535	51,650	4,115
43110	MEDICAL SERVICES		263	600	600	-
TOTAL PURCHASED SERVICES		56,917	29,410	48,135	52,250	4,115
44310	C.G. - FUEL	558	135			-
TOTAL INTERNAL SERVICES		558	135			-
45210	POSTAGE	1,300	1,013	1,200	1,800	600
45230	TELECOMMUNICATIONS	3,405	1,849	2,500	2,900	400
45370	PUB.OFFICIAL LIABILITY IN	1,280	646	1,280	782	(498)
45380	GENERAL LIABILITY INS.	720	330	720	408	(312)
45530	TRAINING & TRAVEL	2,100	4,635	5,000	5,049	49
45540	EDUCATION	1,500	1,015	1,500	2,400	900
45810	DUES & MEMBERSHIPS	1,700	1,793	2,200	1,960	(240)
TOTAL OTHER CHARGES		12,005	11,281	14,400	15,299	899
46010	OFFICE SUPPLIES	3,000	6,576	3,000	3,500	500
46120	BOOKS & SUBSCRIPTIONS	800	2,907	1,800	1,800	-
46140	OTHER OPERATING SUPPLIES	3,750	10,508	7,750	8,750	1,000
TOTAL MATERIALS & SUPPLIES		7,550	19,991	12,550	14,050	1,500
TOTAL OTHER OPERATING EXPENSES		150,604	117,111	151,845	150,625	(1,220)
48121	FURNITURE & FIXTURES	420	2,280			-
48172	HARDWARE	750	4,077		1,250	1,250

04/14/2015

CITY OF HARRISONBURG, VA
EXPENDITURE BUDGET

FUND - 1000 - GENERAL FUND
FUNCTION - 100 - GENERAL GOVERNMENT
ACTIVITY - 1200 - GENERAL & FINANCIAL ADMIN
DEPARTMENT - 120511 - HUMAN RESOURCES

ACCOUNT-----	TITLE -----	-----	2013-2014 -----	2014-2015	2015-2016	NET
		BUDGET	ACTUAL	BUDGET	PROPOSED	CHANGE
TOTAL CAP. OUTLAY-REPLACEMENTS		1,170	6,357		1,250	1,250
48272	HARDWARE			750		(750)
48273	SOFTWARE	2,600		2,600	2,600	-
TOTAL CAPITAL OUTLAY-ADDITIONS		2,600		3,350	2,600	(750)
TOTAL CAPITAL OUTLAY		3,770	6,357	3,350	3,850	500
TOTAL HUMAN RESOURCES		367,846	322,729	380,475	382,397	1,922

04/14/2015

CITY OF HARRISONBURG, VA
EXPENDITURE BUDGET

FUND - 1000 - GENERAL FUND
FUNCTION - 100 - GENERAL GOVERNMENT
ACTIVITY - 1200 - GENERAL & FINANCIAL ADMIN
DEPARTMENT - 120811 - INDEPENDENT AUDITOR

ACCOUNT-----	TITLE -----	-----	2013-2014 -----	2014-2015	2015-2016	NET
		BUDGET	ACTUAL	BUDGET	PROPOSED	CHANGE
43120	ACCOUNTING & AUDITING	20,700	20,700	20,700	21,100	400
TOTAL PURCHASED SERVICESS		20,700	20,700	20,700	21,100	400
TOTAL OTHER OPERATING EXPENSES		20,700	20,700	20,700	21,100	400
TOTAL INDEPENDENT AUDITOR		20,700	20,700	20,700	21,100	400

04/14/2015

CITY OF HARRISONBURG, VA
EXPENDITURE BUDGET

FUND - 1000 - GENERAL FUND
FUNCTION - 100 - GENERAL GOVERNMENT
ACTIVITY - 1200 - GENERAL & FINANCIAL ADMIN
DEPARTMENT - 120912 - REVENUE

ACCOUNT-----	TITLE -----	----- 2013-2014 -----	----- 2014-2015 -----	----- 2015-2016 -----	NET	
		BUDGET	ACTUAL	BUDGET	PROPOSED	CHANGE
41010	SALARIES & WAGES-REG.	239,876	233,697	226,392	230,033	3,641
41015	EMPLOYER BENEFIT MATCH	780	755	780		(780)
41020	SALARIES & WAGES-O/T		2,704			-
41030	PT SALARIES & WAGES-REG	39,467	22,769	38,312	39,001	689
41040	PT SALARIES & WAGES-O/T	1,020	810	1,000	1,000	-
41050	ANNUAL LEAVE - SEPARATION		3,875			-
TOTAL PERSONAL SERVICES		281,143	264,611	266,484	270,034	3,550
42010	FICA	21,507	18,127	20,386	20,658	272
42020	RETIREMENT - VRS	30,129	29,426	28,888	29,353	465
42050	HOSPITAL INSURANCE	37,699	39,751	49,259	53,496	4,237
42060	LIFE INSURANCE - VRS	2,855	2,788	2,988	2,738	(250)
42080	DENTAL INSURANCE				780	780
42110	WORKER'S COMP.	461	258	379	346	(33)
TOTAL FRINGE BENEFITS		92,651	90,351	101,900	107,371	5,471
43100	PROFESSIONAL SERVICES	350	469	500	600	100
43110	MEDICAL SERVICES		100		50	50
43320	SERVICE CONTRACTS	2,675	2,651	2,675	2,700	25
43600	ADVERTISING	735	767	900	800	(100)
TOTAL PURCHASED SERVICESS		3,760	3,987	4,075	4,150	75
44300	CENTRAL STORES	750	475	500	500	-
44310	C.G. - FUEL		76			-
TOTAL INTERNAL SERVICES		750	551	500	500	-
45210	POSTAGE	6,762	5,602	7,000	7,000	-
45220	MESSENGER SVS./PACKAGES	175	64	175	125	(50)
45230	TELECOMMUNICATIONS	2,085	2,033	2,085	3,645	1,560
45360	SURETY BONDS	23	21	22	21	(1)
45370	PUB.OFFICIAL LIABILITY IN	1,415	1,292	1,249	1,173	(76)
45380	GENERAL LIABILITY INS.	668	636	698	614	(84)
45410	LEASE/RENT OF EQUIPMENT	2,656	2,965	3,166	3,166	-
45530	TRAINING & TRAVEL	2,600	3,806	2,670	2,710	40
45810	DUES & MEMBERSHIPS	1,850	1,615	1,790	1,760	(30)
45831	INT ON BPOL & PP REFUNDS	6,000	1,479	6,000	4,700	(1,300)
TOTAL OTHER CHARGES		24,234	19,512	24,855	24,914	59
46010	OFFICE SUPPLIES	4,500	2,979	4,500	3,500	(1,000)
46120	BOOKS & SUBSCRIPTIONS	695	614	649	632	(17)
46140	OTHER OPERATING SUPPLIES		47	28	28	-

04/14/2015

CITY OF HARRISONBURG, VA
EXPENDITURE BUDGET

FUND - 1000 - GENERAL FUND
FUNCTION - 100 - GENERAL GOVERNMENT
ACTIVITY - 1200 - GENERAL & FINANCIAL ADMIN
DEPARTMENT - 120912 - REVENUE

ACCOUNT-----	TITLE -----	-----	2013-2014 -----	2014-2015	2015-2016	NET
		BUDGET	ACTUAL	BUDGET	PROPOSED	CHANGE
TOTAL MATERIALS & SUPPLIES		5,195	3,640	5,177	4,160	(1,017)
TOTAL OTHER OPERATING EXPENSES		126,590	118,042	136,507	141,095	4,588
48121	FURNITURE & FIXTURES	200			200	200
48151	MOTOR VEHICLES & EQUIP.				16,000	16,000
48171	EDP EQUIPMENT	1,180	537	150		(150)
TOTAL CAP. OUTLAY-REPLACEMENTS		1,380	537	150	16,200	16,050
TOTAL CAPITAL OUTLAY		1,380	537	150	16,200	16,050
TOTAL REVENUE		409,113	383,189	403,141	427,329	24,188

04/14/2015

CITY OF HARRISONBURG, VA
EXPENDITURE BUDGET

FUND - 1000 - GENERAL FUND
FUNCTION - 100 - GENERAL GOVERNMENT
ACTIVITY - 1200 - GENERAL & FINANCIAL ADMIN
DEPARTMENT - 121012 - ASSESSOR

ACCOUNT-----	TITLE -----	----- 2013-2014 -----	----- 2014-2015 -----	----- 2015-2016 -----	NET	
		BUDGET	ACTUAL	BUDGET	PROPOSED	CHANGE
41010	SALARIES & WAGES-REG.	174,448	170,827	173,118	180,628	7,510
41015	EMPLOYER BENEFIT MATCH	624	547	624		(624)
41030	PT SALARIES & WAGES-REG	23,823	18,065	24,182	28,037	3,855
41051	SICK LEAVE - SEPARATION		29			-
TOTAL PERSONAL SERVICES		198,895	189,468	197,924	208,665	10,741
42010	FICA	15,215	12,148	15,141	15,963	822
42020	RETIREMENT - VRS	21,911	21,585	22,090	23,048	958
42050	HOSPITAL INSURANCE	38,480	33,554	43,523	33,895	(9,628)
42060	LIFE INSURANCE - VRS	2,076	2,045	2,285	2,150	(135)
42070	DISABILITY (VLDP)		48		145	145
42080	DENTAL INSURANCE				624	624
42110	WORKER'S COMP.	812	734	846	646	(200)
TOTAL FRINGE BENEFITS		78,494	70,115	83,885	76,471	(7,414)
43100	PROFESSIONAL SERVICES	1,500	318	1,000	1,000	-
43320	SERVICE CONTRACTS	11,300	11,158	11,775	12,100	325
TOTAL PURCHASED SERVICES		12,800	11,476	12,775	13,100	325
44200	C.G. - PARTS AND LABOR	2,500	2,150	2,500	2,500	-
44310	C.G. - FUEL	2,601	1,448	2,500	1,500	(1,000)
TOTAL INTERNAL SERVICES		5,101	3,598	5,000	4,000	(1,000)
45210	POSTAGE	3,600	3,000	3,600	3,600	-
45230	TELECOMMUNICATIONS	1,278	1,433	1,284	1,313	29
45350	VEHICLE & EQUIPMENT INS.	1,044	889	1,076	908	(168)
45370	PUB.OFFICIAL LIABILITY IN	1,179	1,076	1,041	977	(64)
45380	GENERAL LIABILITY INS.	417	397	422	371	(51)
45410	LEASE/RENT OF EQUIPMENT	2,868	3,101	1,944	1,944	-
45530	TRAINING & TRAVEL	1,990	1,365	1,990	1,990	-
TOTAL OTHER CHARGES		12,376	11,262	11,357	11,103	(254)
46010	OFFICE SUPPLIES	900	724	850	850	-
46120	BOOKS & SUBSCRIPTIONS	962	1,075	1,029	1,133	104
46140	OTHER OPERATING SUPPLIES		69			-
TOTAL MATERIALS & SUPPLIES		1,862	1,867	1,879	1,983	104
TOTAL OTHER OPERATING EXPENSES		110,633	98,319	114,896	106,657	(8,239)
48120	FURNITURE & FIXTURES	200	875		200	200

04/14/2015

CITY OF HARRISONBURG, VA
EXPENDITURE BUDGET

FUND - 1000 - GENERAL FUND
FUNCTION - 100 - GENERAL GOVERNMENT
ACTIVITY - 1200 - GENERAL & FINANCIAL ADMIN
DEPARTMENT - 121012 - ASSESSOR

ACCOUNT-----	TITLE -----	-----	2013-2014 -----	2014-2015	2015-2016	NET
		BUDGET	ACTUAL	BUDGET	PROPOSED	CHANGE
48171	EDP EQUIPMENT		679	150		(150)
TOTAL CAP. OUTLAY-REPLACEMENTS		200	1,554	150	200	50
48272	HARDWARE	700				-
TOTAL CAPITAL OUTLAY-ADDITIONS		700				-
TOTAL CAPITAL OUTLAY		900	1,554	150	200	50
TOTAL ASSESSOR		310,428	289,341	312,970	315,522	2,552

04/14/2015

CITY OF HARRISONBURG, VA
EXPENDITURE BUDGET

FUND - 1000 - GENERAL FUND
FUNCTION - 100 - GENERAL GOVERNMENT
ACTIVITY - 1200 - GENERAL & FINANCIAL ADMIN
DEPARTMENT - 121112 - EQUALIZATION

ACCOUNT-----	TITLE -----	-----	2013-2014 -----	2014-2015	2015-2016	NET
		BUDGET	ACTUAL	BUDGET	PROPOSED	CHANGE
43130	MANAGEMENT CONSULTANT	2,625	2,625	2,625	2,625	-
TOTAL PURCHASED SERVICESS		2,625	2,625	2,625	2,625	-
46140	OTHER OPERATING SUPPLIES	250	201	400	400	-
TOTAL MATERIALS & SUPPLIES		250	201	400	400	-
TOTAL OTHER OPERATING EXPENSES		2,875	2,826	3,025	3,025	-
TOTAL EQUALIZATION		2,875	2,826	3,025	3,025	-

04/14/2015

CITY OF HARRISONBURG, VA
EXPENDITURE BUDGET

FUND - 1000 - GENERAL FUND
FUNCTION - 100 - GENERAL GOVERNMENT
ACTIVITY - 1200 - GENERAL & FINANCIAL ADMIN
DEPARTMENT - 121313 - TREASURER

ACCOUNT-----	TITLE -----	----- 2013-2014 -----	----- 2014-2015 -----	2015-2016	NET
		BUDGET	ACTUAL	PROPOSED	CHANGE
41010	SALARIES & WAGES-REG.	290,067	300,557	299,018	32,428
41015	EMPLOYER BENEFIT MATCH	1,092	936	1,092	(1,092)
41020	SALARIES & WAGES-O/T	306	347	300	-
41030	PT SALARIES & WAGES-REG	3,856	5,065	3,780	-
TOTAL PERSONAL SERVICES		295,321	306,905	304,190	31,336
42010	FICA	22,592	20,756	23,271	2,397
42020	RETIREMENT - VRS	36,433	37,265	38,155	4,138
42050	HOSPITAL INSURANCE	44,138	41,235	48,142	5,775
42060	LIFE INSURANCE - VRS	3,452	3,531	3,947	(2)
42080	DENTAL INSURANCE			1,092	1,092
42110	WORKER'S COMP.	310	243	274	8
TOTAL FRINGE BENEFITS		106,925	103,029	113,789	13,408
43100	PROFESSIONAL SERVICES	4,290	6,054	8,990	360
43110	MEDICAL SERVICES		50	150	(150)
43340	MAINT & REP.-FURN & FIX	200	985	200	(200)
43600	ADVERTISING	2,500	1,210	1,000	-
TOTAL PURCHASED SERVICES		6,990	8,299	10,340	10
44200	C.G. - PARTS AND LABOR	1,000	521	1,000	(400)
44300	CENTRAL STORES	250	83		200
44310	C.G. - FUEL	465	367	500	(100)
TOTAL INTERNAL SERVICES		1,715	972	1,500	(300)
45210	POSTAGE	31,500	15,171	25,000	6,000
45230	TELECOMMUNICATIONS	2,000	1,527	2,000	-
45300	PREVENT MAINTENANCE INSUR	363	423	424	-
45350	VEHICLE & EQUIPMENT INS.	534	454	486	(61)
45360	SURETY BONDS	1,650	1,512	1,575	(75)
45370	PUB.OFFICIAL LIABILITY IN	2,123	1,938	1,874	(115)
45380	GENERAL LIABILITY INS.	703	669	677	(79)
45394	RETIREE H/CARE BENEFIT	2,160	2,160	2,160	(1,980)
45410	LEASE/RENT OF EQUIPMENT	5,005	5,010	5,005	-
45530	TRAINING & TRAVEL	5,500	4,229	5,000	(960)
45810	DUES & MEMBERSHIPS	730	1,330	580	-
45850	FREIGHT & DRAYAGE		91	100	100
TOTAL OTHER CHARGES		52,268	34,514	44,781	2,830
46010	OFFICE SUPPLIES	9,000	6,516	8,000	(1,000)
46140	OTHER OPERATING SUPPLIES	500	674	500	-
46152	TAGS DECALS STAMPS-RESALE	20,000	2,444	21,032	1,218

04/14/2015

CITY OF HARRISONBURG, VA
EXPENDITURE BUDGET

FUND - 1000 - GENERAL FUND
FUNCTION - 100 - GENERAL GOVERNMENT
ACTIVITY - 1200 - GENERAL & FINANCIAL ADMIN
DEPARTMENT - 121313 - TREASURER

ACCOUNT-----	TITLE -----	----- BUDGET	2013-2014 ----- ACTUAL	2014-2015 BUDGET	2015-2016 PROPOSED	NET CHANGE
TOTAL MATERIALS & SUPPLIES		29,500	9,634	29,532	29,750	218
TOTAL OTHER OPERATING EXPENSES		197,398	156,449	199,942	216,108	16,166
48172	HARDWARE	3,750	1,814	1,400	2,050	650
TOTAL CAP. OUTLAY-REPLACEMENTS		3,750	1,814	1,400	2,050	650
48271	EDP EQUIPMENT	27,500	238			-
TOTAL CAPITAL OUTLAY-ADDITIONS		27,500	238			-
TOTAL CAPITAL OUTLAY		31,250	2,053	1,400	2,050	650
TOTAL TREASURER		523,969	465,407	505,532	553,684	48,152

04/14/2015

CITY OF HARRISONBURG, VA
EXPENDITURE BUDGET

FUND - 1000 - GENERAL FUND
FUNCTION - 100 - GENERAL GOVERNMENT
ACTIVITY - 1200 - GENERAL & FINANCIAL ADMIN
DEPARTMENT - 121511 - FINANCE

ACCOUNT-----	TITLE -----	----- 2013-2014 -----	2014-2015	2015-2016	NET	
		BUDGET	ACTUAL	BUDGET	PROPOSED	CHANGE
41010	SALARIES & WAGES-REG.	271,481	272,197	271,440	317,409	45,969
41015	EMPLOYER BENEFIT MATCH	780	770	780		(780)
41030	PT SALARIES & WAGES-REG	5,411	3,345	5,408	5,600	192
TOTAL PERSONAL SERVICES		277,672	276,312	277,628	323,009	45,381
42010	FICA	21,242	19,396	21,239	24,711	3,472
42020	RETIREMENT - VRS	34,099	34,060	34,636	40,502	5,866
42050	HOSPITAL INSURANCE	33,341	33,705	37,709	49,982	12,273
42060	LIFE INSURANCE - VRS	3,231	3,227	3,584	3,778	194
42080	DENTAL INSURANCE				858	858
42110	WORKER'S COMP.	270	224	311	364	53
TOTAL FRINGE BENEFITS		92,183	90,611	97,479	120,195	22,716
43100	PROFESSIONAL SERVICES	8,580	580	10,000	18,000	8,000
43160	BANKING SERVICE FEES	31,900	27,893	32,000	32,000	-
43320	SERVICE CONTRACTS	500	505	500	500	-
43330	MAINT & REP.-MACH & EQUIP	500		500	500	-
43600	ADVERTISING	1,470	1,229	1,200	1,200	-
TOTAL PURCHASED SERVICES		42,950	30,207	44,200	52,200	8,000
44300	CENTRAL STORES	100		100	100	-
44307	C.S.-OFFICE SUPPLIES		555			-
44310	C.G. - FUEL	279	17	300	300	-
TOTAL INTERNAL SERVICES		379	572	400	400	-
45210	POSTAGE	700	607	700	950	250
45230	TELECOMMUNICATIONS	1,000	781	1,000	1,600	600
45360	SURETY BONDS	23	21	22	23	1
45370	PUB.OFFICIAL LIABILITY IN	1,179	1,076	1,041	977	(64)
45380	GENERAL LIABILITY INS.	631	601	559	533	(26)
45410	LEASE/RENT OF EQUIPMENT	2,520	2,572	2,680	2,680	-
45530	TRAINING & TRAVEL	3,986	2,187	5,640	5,325	(315)
45810	DUES & MEMBERSHIPS	891	910	911	920	9
TOTAL OTHER CHARGES		10,930	8,754	12,553	13,008	455
46010	OFFICE SUPPLIES	1,900	1,548	1,500	1,500	-
46120	BOOKS & SUBSCRIPTIONS	285	305	300	300	-
46140	OTHER OPERATING SUPPLIES	3,000	4,269	3,500	3,750	250
TOTAL MATERIALS & SUPPLIES		5,185	6,122	5,300	5,550	250

04/14/2015

CITY OF HARRISONBURG, VA
EXPENDITURE BUDGET

FUND - 1000 - GENERAL FUND
FUNCTION - 100 - GENERAL GOVERNMENT
ACTIVITY - 1200 - GENERAL & FINANCIAL ADMIN
DEPARTMENT - 121511 - FINANCE

ACCOUNT-----	TITLE -----	-----	2013-2014 -----	2014-2015	2015-2016	NET
		BUDGET	ACTUAL	BUDGET	PROPOSED	CHANGE
TOTAL OTHER OPERATING EXPENSES		151,627	136,266	159,932	191,353	31,421
48171	EDP EQUIPMENT		538	600	600	-
TOTAL CAP. OUTLAY-REPLACEMENTS			538	600	600	-
48271	EDP EQUIPMENT	2,300				-
48273	SOFTWARE	610	276			-
TOTAL CAPITAL OUTLAY-ADDITIONS		2,910	276			-
TOTAL CAPITAL OUTLAY		2,910	813	600	600	-
TOTAL FINANCE		432,209	413,391	438,160	514,962	76,802

04/14/2015

CITY OF HARRISONBURG, VA
EXPENDITURE BUDGET

FUND - 1000 - GENERAL FUND
FUNCTION - 100 - GENERAL GOVERNMENT
ACTIVITY - 1200 - GENERAL & FINANCIAL ADMIN
DEPARTMENT - 122011 - INFORMATION TECHNOLOGY

ACCOUNT-----	TITLE -----	----- 2013-2014 -----	2014-2015	2015-2016	NET	
		BUDGET	ACTUAL	BUDGET	PROPOSED	CHANGE
41010	SALARIES & WAGES-REG.	466,038	436,592	457,213	473,203	15,990
41015	EMPLOYER BENEFIT MATCH	1,015	1,315	1,440		(1,440)
41020	SALARIES & WAGES-O/T	510	25			-
41030	PT SALARIES & WAGES-REG	10,300		10,000		(10,000)
41050	ANNUAL LEAVE - SEPARATION		1,424			-
41051	SICK LEAVE - SEPARATION		102			-
41053	ANNUAL LEAVE - PAYOUT		714			-
TOTAL PERSONAL SERVICES		477,863	440,171	468,653	473,203	4,550
42010	FICA	36,939	31,391	35,852	36,200	348
42020	RETIREMENT - VRS	58,535	53,100	58,341	60,382	2,041
42050	HOSPITAL INSURANCE	74,126	58,267	82,955	77,369	(5,586)
42060	LIFE INSURANCE - VRS	5,546	5,057	6,036	5,632	(404)
42070	DISABILITY (VLDP)				152	152
42080	DENTAL INSURANCE				1,560	1,560
42110	WORKER'S COMP.	1,130	1,155	1,212	1,366	154
TOTAL FRINGE BENEFITS		176,276	148,969	184,396	182,661	(1,735)
43100	PROFESSIONAL SERVICES	72,579	51,167	15,000	20,000	5,000
43110	MEDICAL SERVICES	100	291	320		(320)
43310	REPAIRS & MAINTENANCE	1,100		1,000		(1,000)
43320	SERVICE CONTRACTS	225,977	225,034	269,808	361,876	92,068
43330	MAINT & REP.-MACH & EQUIP	2,000	75	2,000	2,000	-
43600	ADVERTISING	100	79	100	150	50
TOTAL PURCHASED SERVICES		301,856	276,647	288,228	384,026	95,798
44200	C.G. - PARTS AND LABOR	1,000	514	1,000	1,000	-
44300	CENTRAL STORES	1,000		1,000	1,000	-
44307	C.S.-OFFICE SUPPLIES	200	56	200		(200)
44310	C.G. - FUEL	930	323	500	400	(100)
TOTAL INTERNAL SERVICES		3,130	893	2,700	2,400	(300)
45230	TELECOMMUNICATIONS	98,075	105,192	125,604	117,517	(8,087)
45350	VEHICLE & EQUIPMENT INS.	625	532	568	494	(74)
45370	PUB.OFFICIAL LIABILITY IN	1,887	1,722	1,874	1,955	81
45380	GENERAL LIABILITY INS.	1,414	1,346	1,556	1,304	(252)
45530	TRAINING & TRAVEL	15,000	21,882	18,000	29,800	11,800
45540	EDUCATION	500		500	500	-
45810	DUES & MEMBERSHIPS	785	662	1,335	1,335	-
45850	FREIGHT & DRAYAGE	500	878	700	750	50
TOTAL OTHER CHARGES		118,786	132,213	150,137	153,655	3,518

04/14/2015

CITY OF HARRISONBURG, VA
EXPENDITURE BUDGET

FUND - 1000 - GENERAL FUND
FUNCTION - 100 - GENERAL GOVERNMENT
ACTIVITY - 1200 - GENERAL & FINANCIAL ADMIN
DEPARTMENT - 122011 - INFORMATION TECHNOLOGY

ACCOUNT-----	TITLE -----	-----	2013-2014 -----	2014-2015	2015-2016	NET
		BUDGET	ACTUAL	BUDGET	PROPOSED	CHANGE
46010	OFFICE SUPPLIES	750	73	750	750	-
46120	BOOKS & SUBSCRIPTIONS	500	44			-
46140	OTHER OPERATING SUPPLIES	7,000	10,887	6,000	6,000	-
TOTAL MATERIALS & SUPPLIES		8,250	11,004	6,750	6,750	-
TOTAL OTHER OPERATING EXPENSES		608,298	569,726	632,211	729,492	97,281
48121	FURNITURE & FIXTURES	500	457			-
48132	TELEPHONE EQUIPMENT	15,000	14,083	1,800		(1,800)
48171	EDP EQUIPMENT	20,000	21,657	10,000	10,000	-
48172	HARDWARE	126,850	102,576	61,000	107,400	46,400
48173	SOFTWARE	21,310	10,253		25,200	25,200
TOTAL CAP. OUTLAY-REPLACEMENTS		183,660	149,026	72,800	142,600	69,800
48211	MACHINERY & EQUIPMENT		7,497			-
48271	EDP EQUIPMENT	10,000	9,934	24,750		(24,750)
48272	HARDWARE	12,416	16,839	15,000	60,000	45,000
48273	SOFTWARE	743,593	353,462		34,000	34,000
TOTAL CAPITAL OUTLAY-ADDITIONS		766,009	387,732	39,750	94,000	54,250
TOTAL CAPITAL OUTLAY		949,669	536,758	112,550	236,600	124,050
TOTAL INFORMATION TECHNOLOGY		2,035,830	1,546,655	1,213,414	1,439,295	225,881

04/14/2015

CITY OF HARRISONBURG, VA
EXPENDITURE BUDGET

FUND - 1000 - GENERAL FUND
FUNCTION - 100 - GENERAL GOVERNMENT
ACTIVITY - 1200 - GENERAL & FINANCIAL ADMIN
DEPARTMENT - 122211 - PURCHASING

ACCOUNT-----	TITLE -----	----- 2013-2014 -----	2014-2015	2015-2016	NET	
		BUDGET	ACTUAL	BUDGET	PROPOSED	CHANGE
41010	SALARIES & WAGES-REG.	87,155	87,552	91,916	94,724	2,808
41015	EMPLOYER BENEFIT MATCH	312	300	312		(312)
TOTAL PERSONAL SERVICES		87,467	87,852	92,228	94,724	2,496
42010	FICA	6,691	5,934	7,056	7,247	191
42020	RETIREMENT - VRS	10,947	10,946	11,729	12,087	358
42050	HOSPITAL INSURANCE	14,886	15,048	19,685	22,685	3,000
42060	LIFE INSURANCE - VRS	1,038	1,037	1,214	1,128	(86)
42080	DENTAL INSURANCE				312	312
42110	WORKER'S COMP.	179	89	157	78	(79)
TOTAL FRINGE BENEFITS		33,741	33,055	39,841	43,537	3,696
43600	ADVERTISING	200		200	200	-
TOTAL PURCHASED SERVICES		200		200	200	-
44200	C.G. - PARTS AND LABOR	1,000	1,032	1,000	1,000	-
44310	C.G. - FUEL	163	48	400	400	-
TOTAL INTERNAL SERVICES		1,163	1,081	1,400	1,400	-
45210	POSTAGE	50	20	50	50	-
45230	TELECOMMUNICATIONS	145	166	160	385	225
45350	VEHICLE & EQUIPMENT INS.	522	444	475	412	(63)
45360	SURETY BONDS	5	4	4	4	-
45370	PUB.OFFICIAL LIABILITY IN	472	431	416	391	(25)
45380	GENERAL LIABILITY INS.	197	186	183	165	(18)
45410	LEASE/RENT OF EQUIPMENT	1,008	1,044	1,100	1,100	-
45530	TRAINING & TRAVEL	2,500	2,324	3,183	3,705	522
45810	DUES & MEMBERSHIPS	566	995	626	626	-
TOTAL OTHER CHARGES		5,465	5,614	6,197	6,838	641
46010	OFFICE SUPPLIES	500	148	500	400	(100)
46120	BOOKS & SUBSCRIPTIONS	50		50	50	-
46140	OTHER OPERATING SUPPLIES	300	136	300	300	-
TOTAL MATERIALS & SUPPLIES		850	285	850	750	(100)
TOTAL OTHER OPERATING EXPENSES		41,419	40,033	48,488	52,725	4,237
48211	MACHINERY & EQUIPMENT		13			-
48271	EDP EQUIPMENT	660				-

04/14/2015

CITY OF HARRISONBURG, VA
EXPENDITURE BUDGET

FUND - 1000 - GENERAL FUND
FUNCTION - 100 - GENERAL GOVERNMENT
ACTIVITY - 1200 - GENERAL & FINANCIAL ADMIN
DEPARTMENT - 122211 - PURCHASING

ACCOUNT-----	TITLE -----	-----	2013-2014 -----	2014-2015	2015-2016	NET
		BUDGET	ACTUAL	BUDGET	PROPOSED	CHANGE
TOTAL CAPITAL OUTLAY-ADDITIONS		660	13			-
TOTAL CAPITAL OUTLAY		660	13			-
TOTAL PURCHASING		129,546	127,899	140,716	147,449	6,733

04/14/2015

CITY OF HARRISONBURG, VA
EXPENDITURE BUDGET

FUND - 1000 - GENERAL FUND
FUNCTION - 100 - GENERAL GOVERNMENT
ACTIVITY - 1300 - BOARD OF ELECTIONS
DEPARTMENT - 130114 - ELECTORAL BOARD

ACCOUNT-----	TITLE -----	----- 2013-2014 -----	2014-2015	2015-2016	NET	
		BUDGET	ACTUAL	BUDGET	PROPOSED	CHANGE
41010	SALARIES & WAGES-REG.	53,265	56,960	53,787	53,787	-
41015	EMPLOYER BENEFIT MATCH	156	156	156		(156)
41030	PT SALARIES & WAGES-REG	51,025	46,427	58,228	53,000	(5,228)
41040	PT SALARIES & WAGES-O/T		126			-
TOTAL PERSONAL SERVICES		104,446	103,669	112,171	106,787	(5,384)
42010	FICA	7,990	7,518	8,581	8,170	(411)
42020	RETIREMENT - VRS	6,691	7,128	6,863	6,863	-
42050	HOSPITAL INSURANCE	10,464	10,579	11,835	13,256	1,421
42060	LIFE INSURANCE - VRS	634	675	710	640	(70)
42080	DENTAL INSURANCE				156	156
42090	UNEMPLOYMENT	624		624	624	-
42110	WORKER'S COMP.	104	73	86	86	-
TOTAL FRINGE BENEFITS		26,507	25,973	28,699	29,795	1,096
43105	POLL WORKERS	24,700	13,002	24,700	24,700	-
43110	MEDICAL SERVICES	115		115	115	-
43130	MANAGEMENT CONSULTANT	5,000		5,000	7,200	2,200
43330	MAINT & REP.-MACH & EQUIP	5,000	4,120	5,000	4,500	(500)
43600	ADVERTISING	750	110	500	750	250
TOTAL PURCHASED SERVICESS		35,565	17,232	35,315	37,265	1,950
44300	CENTRAL STORES	500	56	500	500	-
TOTAL INTERNAL SERVICES		500	56	500	500	-
45210	POSTAGE	6,000	2,878	6,000	5,000	(1,000)
45230	TELECOMMUNICATIONS	600	237	400	400	-
45350	VEHICLE & EQUIPMENT INS.	181	159	172	201	29
45360	SURETY BONDS		8	9	8	(1)
45370	PUB.OFFICIAL LIABILITY IN	2,359	2,153	2,290	1,955	(335)
45380	GENERAL LIABILITY INS.	280	267	272	224	(48)
45410	LEASE/RENT OF EQUIPMENT	2,864	2,036	2,864	3,464	600
45530	TRAINING & TRAVEL	4,000	5,838	6,000	6,000	-
45540	EDUCATION	500	75	500	500	-
45810	DUES & MEMBERSHIPS	300	325	300	300	-
TOTAL OTHER CHARGES		17,084	13,975	18,807	18,052	(755)
46010	OFFICE SUPPLIES	6,000	6,024	7,000	6,000	(1,000)
46120	BOOKS & SUBSCRIPTIONS	125		125	125	-
46140	OTHER OPERATING SUPPLIES	4,000	6,308	4,000	5,000	1,000
TOTAL MATERIALS & SUPPLIES		10,125	12,332	11,125	11,125	-

04/14/2015

CITY OF HARRISONBURG, VA
EXPENDITURE BUDGET

FUND - 1000 - GENERAL FUND
FUNCTION - 100 - GENERAL GOVERNMENT
ACTIVITY - 1300 - BOARD OF ELECTIONS
DEPARTMENT - 130114 - ELECTORAL BOARD

ACCOUNT-----	TITLE -----	----- BUDGET	2013-2014 ----- ACTUAL	2014-2015 BUDGET	2015-2016 PROPOSED	NET CHANGE
TOTAL OTHER OPERATING EXPENSES		89,781	69,568	94,446	96,737	2,291
48110	MACHINERY & EQUIPMENT	5,000	5,227	7,000	30,000	23,000
TOTAL CAP. OUTLAY-REPLACEMENTS		5,000	5,227	7,000	30,000	23,000
TOTAL CAPITAL OUTLAY		5,000	5,227	7,000	30,000	23,000
TOTAL ELECTORAL BOARD		199,227	178,464	213,617	233,524	19,907

04/14/2015

CITY OF HARRISONBURG, VA
EXPENDITURE BUDGET

FUND - 1000 - GENERAL FUND
FUNCTION - 300 - PUBLIC SAFETY
ACTIVITY - 3100 - LAW ENFORCEMENT
DEPARTMENT - 310131 - POLICE ADMINISTRATION

ACCOUNT-----	TITLE -----	----- 2013-2014 -----	2014-2015	2015-2016	NET	
		BUDGET	ACTUAL	BUDGET	PROPOSED	CHANGE
41010	SALARIES & WAGES-REG.	1,075,582	1,098,762	1,169,843	1,263,850	94,007
41015	EMPLOYER BENEFIT MATCH	3,744	3,396	4,212		(4,212)
41016	UNIFORM CLEANING ALLOW.	3,000	3,000	3,300	3,000	(300)
41020	SALARIES & WAGES-O/T	26,520	19,595	34,000	34,000	-
41030	PT SALARIES & WAGES-REG	102,789	74,460	43,637	42,690	(947)
41040	PT SALARIES & WAGES-O/T	1,020				-
41050	ANNUAL LEAVE - SEPARATION		1,470			-
TOTAL PERSONAL SERVICES		1,212,655	1,200,683	1,254,992	1,343,540	88,548
42010	FICA	92,768	85,592	96,007	102,781	6,774
42020	RETIREMENT - VRS	135,094	138,092	149,273	161,268	11,995
42050	HOSPITAL INSURANCE	144,328	135,393	178,877	177,749	(1,128)
42060	LIFE INSURANCE - VRS	12,800	13,083	15,443	15,041	(402)
42070	DISABILITY (VLDP)				737	737
42080	DENTAL INSURANCE				4,212	4,212
42110	WORKER'S COMP.	15,618	14,670	19,053	19,530	477
42120	CLOTHING ALLOWANCE	1,200	1,200	1,200	1,200	-
42190	LODA	4,948	4,948	4,560	4,840	280
TOTAL FRINGE BENEFITS		406,756	392,978	464,413	487,358	22,945
43100	PROFESSIONAL SERVICES	500	2,154	1,700	74,000	72,300
43110	MEDICAL SERVICES	11,100	12,180	14,565	14,965	400
43310	REPAIRS & MAINTENANCE		759			-
43320	SERVICE CONTRACTS	52,328	43,354	82,500	110,469	27,969
43330	MAINT & REP.-MACH & EQUIP		472			-
43336	MAINT & REP.-RADIO EQUIP	7,500	188	7,500	7,500	-
43340	MAINT & REP.-FURN & FIX	1,000	27	1,500	1,500	-
43350	MAINT & REP.-AUTO EQUIP.	3,000	13,187	5,000	15,212	10,212
43360	MAINT & REP.-BLDGS & GNDS			14,000	19,010	5,010
43500	PRINTING AND BINDING	1,880	3,945	3,150	3,150	-
43600	ADVERTISING	1,500	234	1,500	1,500	-
43604	RECRUITMENT		974		6,050	6,050
43720	LAUNDRY & DRY CLEANING	200	436	500	500	-
TOTAL PURCHASED SERVICESS		79,008	77,910	131,915	253,856	121,941
44200	C.G. - PARTS AND LABOR	160,000	143,580	160,000	160,000	-
44300	CENTRAL STORES	3,500	1,611	400	400	-
44302	C.S.-POWER.EQUIP.SUPPLIES		385	100	100	-
44307	C.S.-OFFICE SUPPLIES		2,522	2,500	2,500	-
44309	C.S.-OTHER SUPPLIES		2,012	3,000	3,000	-
44310	C.G. - FUEL	160,260	160,035	172,145	165,000	(7,145)
TOTAL INTERNAL SERVICES		323,760	310,146	338,145	331,000	(7,145)

04/14/2015

CITY OF HARRISONBURG, VA
EXPENDITURE BUDGET

FUND - 1000 - GENERAL FUND
FUNCTION - 300 - PUBLIC SAFETY
ACTIVITY - 3100 - LAW ENFORCEMENT
DEPARTMENT - 310131 - POLICE ADMINISTRATION

ACCOUNT-----	TITLE -----	----- 2013-2014 -----	2014-2015	2015-2016	NET	
		BUDGET	ACTUAL	BUDGET	PROPOSED	CHANGE
45110	ELECTRICITY	360	867	360	360	-
45131	WATER	120		120	120	-
45210	POSTAGE	2,000	115	3,000	3,000	-
45220	MESSENGER SVS./PACKAGES	4,000	10,143	500	500	-
45230	TELECOMMUNICATIONS	87,496	68,956	79,467	74,068	(5,399)
45340	PROPERTY INSURANCE	44	36	158	130	(28)
45350	VEHICLE & EQUIPMENT INS.	50,038	42,608	43,512	51,203	7,691
45360	SURETY BONDS	46	43	44	42	(2)
45370	PUB.OFFICIAL LIABILITY IN	5,661	5,813	5,621	5,278	(343)
45380	GENERAL LIABILITY INS.	39,138	39,526	44,956	38,556	(6,400)
45394	RETIREE H/CARE BENEFIT	11,760	13,563	11,760	11,760	-
45410	LEASE/RENT OF EQUIPMENT	12,056	26,992	26,609	27,523	914
45530	TRAINING & TRAVEL	100,798	93,501	110,036	111,000	964
45540	EDUCATION	3,000	600	1,800	3,000	1,200
45810	DUES & MEMBERSHIPS	10,433	10,213	10,768	12,268	1,500
45812	FBI CONCEALED WEAPON FEE	2,000				-
45850	FREIGHT & DRAYAGE		67			-
TOTAL OTHER CHARGES		328,950	313,043	338,711	338,808	97
46010	OFFICE SUPPLIES	17,500	15,646	18,000	20,000	2,000
46070	REPAIR & MAINT. SUPPLIES		558		2,000	2,000
46030	FOOD SUPPLIES		4,477	2,350	2,920	570
46100	POLICE SUPPLIES	3,000	5,969	8,000	8,200	200
46101	AMMUNITION	72,200	75,026	73,000	74,000	1,000
46102	EVIDENCE SUPPLY	3,200	5,236	5,000	5,000	-
46110	UNIFORMS	3,000	1,975	3,000	4,000	1,000
46120	BOOKS & SUBSCRIPTIONS	3,472	2,927	3,490	3,490	-
46134	EDUCATIONAL SUPPLIES	300		300	300	-
46140	OTHER OPERATING SUPPLIES	27,022	17,400	23,950	23,950	-
46170	EMS/MEDICAL SUPPLIES	500	326	3,900	200	(3,700)
TOTAL MATERIALS & SUPPLIES		130,194	129,540	140,990	144,060	3,070
TOTAL OTHER OPERATING EXPENSES		1,268,668	1,223,616	1,414,174	1,555,082	140,908
48111	MACHINERY & EQUIPMENT	4,743	520			-
48121	FURNITURE & FIXTURES		582	3,600	6,000	2,400
48131	RADIO EQUIPMENT	8,000	8,000	4,475	20,992	16,517
48140	BULLET PROOF VESTS	1,400	348	1,440	1,440	-
48151	MOTOR VEHICLES & EQUIP.	622,943	449,183	190,800	280,000	89,200
48172	HARDWARE	24,228	35,685	50,196	91,278	41,082
48173	SOFTWARE	6,987	1,786	2,043	9,214	7,171
48181	BUILDINGS & GROUNDS	6,144	5,544			-
TOTAL CAP. OUTLAY-REPLACEMENTS		674,445	501,648	252,554	408,924	156,370

04/14/2015

CITY OF HARRISONBURG, VA
EXPENDITURE BUDGET

FUND - 1000 - GENERAL FUND
FUNCTION - 300 - PUBLIC SAFETY
ACTIVITY - 3100 - LAW ENFORCEMENT
DEPARTMENT - 310131 - POLICE ADMINISTRATION

ACCOUNT-----	TITLE -----	----- BUDGET	2013-2014 ----- ACTUAL	2014-2015 BUDGET	2015-2016 PROPOSED	NET CHANGE
48211	MACHINERY & EQUIPMENT		133			-
48213	EQUIPMENT			14,850		(14,850)
48221	FURNITURE & FIXTURES	9,500	9,499	2,000		(2,000)
48231	RADIO EQUIPMENT		1,688			-
48240	BULLET PROOF VESTS	13,050	13,561			-
48251	MOTOR VEHICLES & EQUIP.		7,075			-
48272	HARDWARE	29,917	9,480	7,150		(7,150)
48273	SOFTWARE	65,800	20,655	2,745		(2,745)
48281	BUILDINGS & GROUNDS		955			-
TOTAL CAPITAL OUTLAY-ADDITIONS		118,267	63,046	26,745		(26,745)
TOTAL CAPITAL OUTLAY		792,711	564,693	279,299	408,924	129,625
TOTAL POLICE ADMINISTRATION		3,274,034	2,988,993	2,948,465	3,307,546	359,081

04/14/2015

CITY OF HARRISONBURG, VA
EXPENDITURE BUDGET

FUND - 1000 - GENERAL FUND
FUNCTION - 300 - PUBLIC SAFETY
ACTIVITY - 3100 - LAW ENFORCEMENT
DEPARTMENT - 310231 - POLICE OPERATIONS

ACCOUNT-----	TITLE -----	----- 2013-2014 -----	2014-2015	2015-2016	NET	
		BUDGET	ACTUAL	BUDGET	PROPOSED	CHANGE
41010	SALARIES & WAGES-REG.	2,095,714	2,067,694	2,051,919	2,154,235	102,316
41015	EMPLOYER BENEFIT MATCH	7,800	6,828	7,332		(7,332)
41016	UNIFORM CLEANING ALLOW.	15,000	12,900	14,100	14,250	150
41017	STAND BY PAY	2,000		2,000	2,000	-
41020	SALARIES & WAGES-O/T	147,799	161,201	118,000	179,500	61,500
41027	STANDBY & BLENDED - OT	3,060	560	3,000	5,000	2,000
41029	SPECIAL PAY TRAINERS	20,000	3,400	20,000	20,000	-
41030	PT SALARIES & WAGES-REG				35,468	35,468
41050	ANNUAL LEAVE - SEPARATION		6,539	12,526		(12,526)
41051	SICK LEAVE - SEPARATION			10,000		(10,000)
TOTAL PERSONAL SERVICES		2,291,373	2,259,122	2,238,877	2,410,453	171,576
42010	FICA	176,549	159,694	171,274	184,400	13,126
42020	RETIREMENT - VRS	272,642	256,358	261,825	274,881	13,056
42050	HOSPITAL INSURANCE	326,887	283,704	292,658	344,616	51,958
42060	LIFE INSURANCE - VRS	25,832	24,288	27,085	25,636	(1,449)
42080	DENTAL INSURANCE				7,332	7,332
42090	UNEMPLOYMENT		2,443			-
42110	WORKER'S COMP.	53,780	50,932	54,364	59,759	5,395
42190	LODA	14,841	14,841	21,432	24,684	3,252
TOTAL FRINGE BENEFITS		870,531	792,260	828,638	921,308	92,670
43100	PROFESSIONAL SERVICES	1,400	4,773	3,600	3,600	-
43110	MEDICAL SERVICES		315			-
43310	REPAIRS & MAINTENANCE	3,000	119	2,000		(2,000)
43330	MAINT & REP.-MACH & EQUIP				2,000	2,000
43336	MAINT & REP.-RADIO EQUIP		1,736			-
43500	PRINTING AND BINDING	2,650	5,602	2,650	2,650	-
43720	LAUNDRY & DRY CLEANING	1,500	1,362	1,500	1,500	-
TOTAL PURCHASED SERVICES		8,550	13,906	9,750	9,750	-
45130	WATER & SEWER		125			-
45350	VEHICLE & EQUIPMENT INS.	56	49	53	62	9
45370	PUB.OFFICIAL LIABILITY IN	10,143	9,257	9,784	9,774	(10)
45380	GENERAL LIABILITY INS.	47,850	48,323	50,078	49,636	(442)
45394	RETIREE H'CARE BENEFIT	2,880	2,880	2,880	6,600	3,720
45395	LODA - VOLUNTEERS	6,007	6,007			-
45530	TRAINING & TRAVEL	37,242	26,975	43,212	43,212	-
45540	EDUCATION	6,000	1,072	6,000	1,200	(4,800)
TOTAL OTHER CHARGES		110,178	94,688	112,007	110,484	(1,523)
46070	REPAIR & MAINT. SUPPLIES	1,000	381	1,000	1,000	-
46100	POLICE SUPPLIES	76,636	51,344	64,697	32,900	(31,797)

04/14/2015

CITY OF HARRISONBURG, VA
EXPENDITURE BUDGET

FUND - 1000 - GENERAL FUND
FUNCTION - 300 - PUBLIC SAFETY
ACTIVITY - 3100 - LAW ENFORCEMENT
DEPARTMENT - 310231 - POLICE OPERATIONS

ACCOUNT-----	TITLE -----	----- 2013-2014 -----	2014-2015	2015-2016	NET	
		BUDGET	ACTUAL	BUDGET	PROPOSED	CHANGE
46110	UNIFORMS	27,600	16,068	20,000	20,000	-
46140	OTHER OPERATING SUPPLIES	5,000	3,169	5,000	5,000	-
TOTAL MATERIALS & SUPPLIES		110,236	70,962	90,697	58,900	(31,797)
TOTAL OTHER OPERATING EXPENSES		1,099,495	971,817	1,041,092	1,100,442	59,350
48111	MACHINERY & EQUIPMENT	4,284	1,374			-
48121	FURNITURE & FIXTURES	500	500	500		(500)
48131	RADIO EQUIPMENT	11,750	14,891	11,750	11,750	-
48140	BULLET PROOF VESTS	8,352	6,503	5,000	5,000	-
TOTAL CAP. OUTLAY-REPLACEMENTS		24,886	23,268	17,250	16,750	(500)
48211	MACHINERY & EQUIPMENT	1,100	206			-
48231	RADIO EQUIPMENT	18,400	2,596			-
48240	BULLET PROOF VESTS	3,867	4,625			-
TOTAL CAPITAL OUTLAY-ADDITIONS		23,367	7,427			-
TOTAL CAPITAL OUTLAY		48,253	30,694	17,250	16,750	(500)
TOTAL POLICE OPERATIONS		3,439,121	3,261,633	3,297,219	3,527,645	230,426

04/14/2015

CITY OF HARRISONBURG, VA
EXPENDITURE BUDGET

FUND - 1000 - GENERAL FUND
FUNCTION - 300 - PUBLIC SAFETY
ACTIVITY - 3100 - LAW ENFORCEMENT
DEPARTMENT - 310331 - POLICE CRIMINAL INVESTIG.

ACCOUNT-----	TITLE -----	----- 2013-2014 -----	2014-2015	2015-2016	NET	
		BUDGET	ACTUAL	BUDGET	PROPOSED	CHANGE
41010	SALARIES & WAGES-REG.	922,783	918,505	975,607	1,017,578	41,971
41015	EMPLOYER BENEFIT MATCH	3,120	2,719	3,276		(3,276)
41016	UNIFORM CLEANING ALLOW.	5,700	5,550	6,000	6,000	-
41017	STAND BY PAY	6,240	6,107	6,240	6,240	-
41020	SALARIES & WAGES-O/T	79,025	44,713	48,624	54,750	6,126
41027	STANDBY & BLENDED - OT	10,307	8,090	10,307	10,823	516
41050	ANNUAL LEAVE - SEPARATION		5,657		7,032	7,032
41051	SICK LEAVE - SEPARATION		3,500		4,605	4,605
TOTAL PERSONAL SERVICES		1,027,175	994,841	1,050,054	1,107,028	56,974
42010	FICA	75,668	69,664	80,329	84,688	4,359
42020	RETIREMENT - VRS	115,902	115,009	124,487	129,843	5,356
42050	HOSPITAL INSURANCE	144,048	136,203	162,919	171,776	8,857
42060	LIFE INSURANCE - VRS	10,982	10,897	12,878	12,110	(768)
42080	DENTAL INSURANCE				3,276	3,276
42110	WORKER'S COMP.	24,220	23,272	23,102	22,922	(180)
42120	CLOTHING ALLOWANCE	14,000	13,200	15,600	15,600	-
42190	LODA	5,300	5,300	8,664	8,712	48
TOTAL FRINGE BENEFITS		390,120	373,544	427,979	448,927	20,948
43100	PROFESSIONAL SERVICES	5,400	3,343	7,500	7,500	-
43110	MEDICAL SERVICES		161			-
43320	SERVICE CONTRACTS	10,848	3,886			-
43700	CONTRACTED SERVICES	3,000				-
TOTAL PURCHASED SERVICES		19,248	7,390	7,500	7,500	-
45230	TELECOMMUNICATIONS		115			-
45350	VEHICLE & EQUIPMENT INS.	21	19	212	248	36
45370	PUB.OFFICIAL LIABILITY IN	4,482	3,445	4,163	3,714	(449)
45380	GENERAL LIABILITY INS.	15,953	16,110	20,147	22,407	2,260
45394	RETIREE H/CARE BENEFIT	4,080	3,740	4,080	4,080	-
45530	TRAINING & TRAVEL	40,718	34,792	26,329	25,645	(684)
45540	EDUCATION	600		600	600	-
45810	DUES & MEMBERSHIPS	860	389	850	775	(75)
45840	DRUG INVESTIGATION	10,000	10,000	10,000	10,000	-
TOTAL OTHER CHARGES		76,714	68,611	66,381	67,469	1,088
46010	OFFICE SUPPLIES	5,500	4,518	5,500	5,500	-
46100	POLICE SUPPLIES	4,231	3,233	12,095	12,095	-
46102	EVIDENCE SUPPLY	3,360	1,067			-
46110	UNIFORMS	2,716	1,582	2,054	2,054	-
46140	OTHER OPERATING SUPPLIES	4,395	3,792	4,000	4,000	-

04/14/2015

CITY OF HARRISONBURG, VA
EXPENDITURE BUDGET

FUND - 1000 - GENERAL FUND
FUNCTION - 300 - PUBLIC SAFETY
ACTIVITY - 3100 - LAW ENFORCEMENT
DEPARTMENT - 310331 - POLICE CRIMINAL INVESTIG.

ACCOUNT-----	TITLE -----	----- 2013-2014 -----	2014-2015	2015-2016	NET	
		BUDGET	ACTUAL	BUDGET	PROPOSED	CHANGE
TOTAL MATERIALS & SUPPLIES		20,202	14,191	23,649	23,649	-
TOTAL OTHER OPERATING EXPENSES		506,283	463,736	525,509	547,545	22,036
48121	FURNITURE & FIXTURES	500	125	500		(500)
48131	RADIO EQUIPMENT	150	24	150	420	270
48140	BULLET PROOF VESTS	1,950	1,349	1,440	1,300	(140)
48172	HARDWARE		193			-
TOTAL CAP. OUTLAY-REPLACEMENTS		2,600	1,691	2,090	1,720	(370)
48211	MACHINERY & EQUIPMENT	555				-
48230	COMMUNICATIONS EQUIPMENT	597	500			-
48231	RADIO EQUIPMENT	4,600	4,547			-
48240	BULLET PROOF VESTS	650				-
48272	HARDWARE	15,163	12,530			-
48273	SOFTWARE	28,277	27,157			-
TOTAL CAPITAL OUTLAY-ADDITIONS		49,841	44,734			-
TOTAL CAPITAL OUTLAY		52,441	46,426	2,090	1,720	(370)
TOTAL POLICE CRIMINAL INVESTIG.		1,585,899	1,505,003	1,577,653	1,656,293	78,640

04/14/2015

CITY OF HARRISONBURG, VA
EXPENDITURE BUDGET

FUND - 1000 - GENERAL FUND
FUNCTION - 300 - PUBLIC SAFETY
ACTIVITY - 3100 - LAW ENFORCEMENT
DEPARTMENT - 310631 - POLICE SPECIAL OPERATIONS

ACCOUNT-----	TITLE -----	----- 2013-2014 -----	2014-2015	2015-2016	NET	
		BUDGET	ACTUAL	BUDGET	PROPOSED	CHANGE
41010	SALARIES & WAGES-REG.	751,874	703,325	821,086	975,021	153,935
41015	EMPLOYER BENEFIT MATCH	2,340	2,029	2,652		(2,652)
41016	UNIFORM CLEANING ALLOW.	4,500	4,200	5,100	5,850	750
41017	STAND BY PAY			500	4,000	3,500
41020	SALARIES & WAGES-O/T	95,715	46,059	61,500	55,000	(6,500)
41027	STANDBY & BLENDED - OT	15,810	1,260	4,000	4,000	-
41028	SPECIAL PAY K-9 HANDLER	43,000	42,840	43,800	43,800	-
41030	PT SALARIES & WAGES-REG	41,864	25,840	39,632	37,687	(1,945)
41040	PT SALARIES & WAGES-O/T	408	232			-
TOTAL PERSONAL SERVICES		955,511	825,785	978,270	1,125,358	147,088
42010	FICA	69,286	58,737	74,838	86,091	11,253
42020	RETIREMENT - VRS	94,436	87,942	104,771	124,413	19,642
42050	HOSPITAL INSURANCE	99,258	95,785	103,843	161,311	57,468
42060	LIFE INSURANCE - VRS	8,948	8,332	10,838	11,604	766
42080	DENTAL INSURANCE				3,042	3,042
42110	WORKER'S COMP.	20,548	20,170	24,585	21,457	(3,128)
42190	LODA	5,300	5,300	6,384	6,776	392
TOTAL FRINGE BENEFITS		297,776	276,265	325,259	414,694	89,435
43100	PROFESSIONAL SERVICES	7,000	5,929	7,000	7,000	-
43330	MAINT & REP.-MACH & EQUIP	16,000	6,155	12,000	12,000	-
43336	MAINT & REP.-RADIO EQUIP		25			-
43337	MAINT & REP.-RADAR EQUIP	3,100	3,752	5,000	5,000	-
43500	PRINTING AND BINDING	500		500	500	-
43720	LAUNDRY & DRY CLEANING	500	793	500	500	-
TOTAL PURCHASED SERVICES		27,100	16,653	25,000	25,000	-
45136	LANDFILL/STEAM PLANT	700	310	700	700	-
45370	PUB.OFFICIAL LIABILITY IN	4,482	4,090	3,955	3,323	(632)
45380	GENERAL LIABILITY INS.	15,276	15,426	20,443	19,727	(716)
45394	RETIREE H/CARE BENEFIT	14,009	12,546	11,836	8,978	(2,858)
45395	LODA - VOLUNTEERS			9,576	9,196	(380)
45530	TRAINING & TRAVEL	21,480	24,512	20,000	20,000	-
45540	EDUCATION	2,400		1,200	1,200	-
45810	DUES & MEMBERSHIPS	1,100	425	1,150	2,050	900
TOTAL OTHER CHARGES		59,447	57,309	68,860	65,174	(3,686)
46010	OFFICE SUPPLIES		138			-
46100	POLICE SUPPLIES	89,348	85,646	49,196	86,000	36,804
46101	AMMUNITION		950			-
46110	UNIFORMS	25,680	16,288	17,350	22,000	4,650
46120	BOOKS & SUBSCRIPTIONS		14			-

04/14/2015

CITY OF HARRISONBURG, VA
EXPENDITURE BUDGET

FUND - 1000 - GENERAL FUND
FUNCTION - 300 - PUBLIC SAFETY
ACTIVITY - 3100 - LAW ENFORCEMENT
DEPARTMENT - 310631 - POLICE SPECIAL OPERATIONS

ACCOUNT----- TITLE -----	----- 2013-2014 -----		2014-2015	2015-2016	NET
	BUDGET	ACTUAL	BUDGET	PROPOSED	CHANGE
46140 OTHER OPERATING SUPPLIES	9,000	5,034	8,000	8,000	-
TOTAL MATERIALS & SUPPLIES	124,028	108,070	74,546	116,000	41,454
TOTAL OTHER OPERATING EXPENSES	508,351	458,298	493,665	620,868	127,203
48111 MACHINERY & EQUIPMENT		378			-
48121 FURNITURE & FIXTURES	500	335	500		(500)
48131 RADIO EQUIPMENT	4,000	4,000	6,300	6,900	600
48140 BULLET PROOF VESTS	8,957	11,734	14,271	14,925	654
48151 MOTOR VEHICLES & EQUIP.			27,024		(27,024)
TOTAL CAP. OUTLAY-REPLACEMENTS	13,457	16,447	48,095	21,825	(26,270)
48231 RADIO EQUIPMENT	27,600	26,433		23,000	23,000
48240 BULLET PROOF VESTS	5,600	3,400		4,105	4,105
48251 MOTOR VEHICLES & EQUIP.	35,000	38,824			-
TOTAL CAPITAL OUTLAY-ADDITIONS	68,200	68,657		27,105	27,105
TOTAL CAPITAL OUTLAY	81,657	85,104	48,095	48,930	835
TOTAL POLICE SPECIAL OPERATIONS	1,545,518	1,369,187	1,520,030	1,795,156	275,126

04/14/2015

CITY OF HARRISONBURG, VA
EXPENDITURE BUDGET

FUND - 1000 - GENERAL FUND
FUNCTION - 300 - PUBLIC SAFETY
ACTIVITY - 3200 - FIRE & RESCUE
DEPARTMENT - 320132 - FIRE ADMINISTRATION

ACCOUNT-----	TITLE -----	----- 2013-2014 -----	2014-2015	2015-2016	NET	
		BUDGET	ACTUAL	BUDGET	PROPOSED	CHANGE
41010	SALARIES & WAGES-REG.	283,806	284,595	283,435	295,714	12,279
41015	EMPLOYER BENEFIT MATCH	624	624	624		(624)
41030	PT SALARIES & WAGES-REG	24,403	22,409	24,398	24,721	323
TOTAL PERSONAL SERVICES		308,833	307,629	308,457	320,435	11,978
42010	FICA	23,626	22,196	23,597	24,513	916
42020	RETIREMENT - VRS	35,647	35,645	36,166	37,733	1,567
42050	HOSPITAL INSURANCE	20,650	20,875	23,356	26,158	2,802
42060	LIFE INSURANCE - VRS	3,378	3,377	3,741	3,519	(222)
42080	DENTAL INSURANCE				624	624
42110	WORKER'S COMP.	7,037	6,601	7,541	9,671	2,130
42190	LODA	707	707	912	968	56
TOTAL FRINGE BENEFITS		91,045	89,401	95,313	103,186	7,873
43110	MEDICAL SERVICES	510	2,611	510	510	-
43140	ENGINEER., ARCH. & MAPPING	5,000		5,000	5,000	-
43320	SERVICE CONTRACTS	9,960	15,061	9,970	14,470	4,500
43330	MAINT & REP.-MACH & EQUIP	1,000		1,000	1,000	-
43336	MAINT & REP.-RADIO EQUIP	1,000		1,000	1,000	-
43340	MAINT & REP.-FURN & FIX	350		350	350	-
43600	ADVERTISING	1,500	159	1,500	1,000	(500)
TOTAL PURCHASED SERVICESS		19,320	17,831	19,330	23,330	4,000
44200	C.G. - PARTS AND LABOR	10,000	5,159	8,000	8,000	-
44307	C.S.-OFFICE SUPPLIES	1,200	916	1,200	1,200	-
44309	C.S.-OTHER SUPPLIES	1,500	376	1,500	1,500	-
44310	C.G. - FUEL	8,177	6,777	7,500	7,000	(500)
TOTAL INTERNAL SERVICES		20,877	13,228	18,200	17,700	(500)
45110	ELECTRICITY		10			-
45140	HYDRANTS	45,200	45,200	45,200	54,700	9,500
45145	FIRE MUSEUM	1,000	1,038	1,000	1,000	-
45210	POSTAGE	1,150		1,150	1,150	-
45230	TELECOMMUNICATIONS	5,919	3,245	13,953	4,980	(8,973)
45350	VEHICLE & EQUIPMENT INS.	7,333	6,242	2,352	3,001	649
45360	SURETY BONDS	28	25	26	25	(1)
45370	PUB.OFFICIAL LIABILITY IN	1,651	1,507	1,457	1,368	(89)
45380	GENERAL LIABILITY INS.	760	724	662	705	43
45410	LEASE/RENT OF EQUIPMENT	4,700	5,769	5,200	5,200	-
45530	TRAINING & TRAVEL	3,000	2,367	3,000	3,000	-
45810	DUES & MEMBERSHIPS	855	988	920	920	-
TOTAL OTHER CHARGES		71,596	67,116	74,920	76,049	1,129

04/14/2015

CITY OF HARRISONBURG, VA
EXPENDITURE BUDGET

FUND - 1000 - GENERAL FUND
FUNCTION - 300 - PUBLIC SAFETY
ACTIVITY - 3200 - FIRE & RESCUE
DEPARTMENT - 320132 - FIRE ADMINISTRATION

ACCOUNT-----	TITLE -----	----- BUDGET	2013-2014 ----- ACTUAL	2014-2015 BUDGET	2015-2016 PROPOSED	NET CHANGE
46010	OFFICE SUPPLIES	1,500	702	1,500	1,500	-
46070	REPAIR & MAINT. SUPPLIES	500		500	500	-
46078	MAINT & REPAIRS-COMPUTERS	1,500		1,500	1,500	-
46110	UNIFORMS	800	169	800	800	-
46120	BOOKS & SUBSCRIPTIONS	400	353	400	400	-
46140	OTHER OPERATING SUPPLIES	7,000	7,446	9,000	8,000	(1,000)
TOTAL MATERIALS & SUPPLIES		11,700	8,670	13,700	12,700	(1,000)
TOTAL OTHER OPERATING EXPENSES		214,538	196,247	221,463	232,965	11,502
48272	HARDWARE		8,551			-
48273	SOFTWARE			49,000		(49,000)
TOTAL CAPITAL OUTLAY-ADDITIONS			8,551	49,000		(49,000)
TOTAL CAPITAL OUTLAY			8,551	49,000		(49,000)
TOTAL FIRE ADMINISTRATION		523,371	512,427	578,920	553,400	(25,520)

04/14/2015

CITY OF HARRISONBURG, VA
EXPENDITURE BUDGET

FUND - 1000 - GENERAL FUND
FUNCTION - 300 - PUBLIC SAFETY
ACTIVITY - 3200 - FIRE & RESCUE
DEPARTMENT - 320232 - FIRE SUPPRESSION

ACCOUNT-----	TITLE -----	----- 2013-2014 -----	2014-2015	2015-2016	NET	
		BUDGET	ACTUAL	BUDGET	PROPOSED	CHANGE
41010	SALARIES & WAGES-REG.	3,383,628	3,319,538	3,310,183	3,519,943	209,760
41015	EMPLOYER BENEFIT MATCH	10,764	10,405	10,764		(10,764)
41020	SALARIES & WAGES-O/T	178,500	225,060	190,000	225,000	35,000
41030	PT SALARIES & WAGES-REG	40,800	25,921	40,800	40,800	-
41050	ANNUAL LEAVE - SEPARATION	29,322	11,458	22,900	26,373	3,473
41051	SICK LEAVE - SEPARATION	35,000	20,000	45,000	36,336	(8,664)
TOTAL PERSONAL SERVICES		3,678,014	3,612,381	3,619,647	3,848,452	228,805
42010	FICA	281,368	252,113	276,903	294,407	17,504
42020	RETIREMENT - VRS	424,984	415,425	422,379	449,145	26,766
42050	HOSPITAL INSURANCE	543,994	514,300	567,366	640,820	73,454
42060	LIFE INSURANCE - VRS	40,266	39,361	43,694	41,887	(1,807)
42080	DENTAL INSURANCE				10,764	10,764
42090	UNEMPLOYMENT		5			-
42110	WORKER'S COMP.	127,376	118,276	131,672	156,367	24,695
42190	LODA	25,442	25,442	31,920	35,816	3,896
TOTAL FRINGE BENEFITS		1,443,430	1,364,923	1,473,934	1,629,206	155,272
43100	PROFESSIONAL SERVICES				12,000	12,000
43110	MEDICAL SERVICES	21,385	18,393	21,085	21,085	-
43320	SERVICE CONTRACTS	23,695	20,517	25,270	27,020	1,750
43330	MAINT & REP.-MACH & EQUIP	16,000	15,005	16,000	15,000	(1,000)
43336	MAINT & REP.-RADIO EQUIP	6,000	1,823	6,000	5,000	(1,000)
43340	MAINT & REP.-FURN & FIX		38			-
43350	MAINT & REP.-AUTO EQUIP.	11,000	9,841	11,000	11,000	-
43360	MAINT & REP.-BLDGS & GNDS	28,000	31,614	28,000	28,000	-
43720	LAUNDRY & DRY CLEANING	500		500	500	-
TOTAL PURCHASED SERVICES		106,580	97,230	107,855	119,605	11,750
44200	C.G. - PARTS AND LABOR	160,000	118,286	165,000	165,000	-
44300	CENTRAL STORES	600	289	600	600	-
44301	C.S.-SMALL EQUIP.SUPPLIES	500		500	500	-
44302	C.S.-POWER.EQUIP.SUPPLIES	500	248	500	500	-
44304	C.S.-BLDG. & GROUNDS SUPP	6,000	8,993	9,000	9,000	-
44307	C.S.-OFFICE SUPPLIES	500	145	500	500	-
44309	C.S.-OTHER SUPPLIES	5,000	1,496	5,000	5,000	-
44310	C.G. - FUEL	62,031	62,075	63,000	60,000	(3,000)
TOTAL INTERNAL SERVICES		235,131	191,531	244,100	241,100	(3,000)
45110	ELECTRICITY	50,000	57,008	54,500	55,000	500
45120	HEATING	5,500	5,779	5,500	5,500	-
45130	WATER & SEWER	9,000	11,086	9,000	9,000	-
45136	LANDFILL/STEAM PLANT		169			-

04/14/2015

CITY OF HARRISONBURG, VA
EXPENDITURE BUDGET

FUND - 1000 - GENERAL FUND
FUNCTION - 300 - PUBLIC SAFETY
ACTIVITY - 3200 - FIRE & RESCUE
DEPARTMENT - 320232 - FIRE SUPPRESSION

ACCOUNT-----	TITLE -----	----- 2013-2014 -----	----- 2014-2015 -----	----- 2015-2016 -----	NET	
		BUDGET	ACTUAL	BUDGET	PROPOSED	CHANGE
45230	TELECOMMUNICATIONS	4,511	4,460	7,439	7,379	(60)
45340	PROPERTY INSURANCE	7,492	6,064	6,656	6,085	(571)
45350	VEHICLE & EQUIPMENT INS.	27,488	23,434	23,335	22,215	(1,120)
45370	PUB.OFFICIAL LIABILITY IN	17,691	16,146	15,821	14,466	(1,355)
45380	GENERAL LIABILITY INS.	8,182	7,788	8,656	7,265	(1,391)
45390	INSURANCE FOR VOLUNTEERS	5,800	6,086	5,800	2,150	(3,650)
45394	RETIREE H'CARE BENEFIT	45,196	43,795	45,490	47,981	2,491
45398	LODA CLAIM	16,194	16,194	18,623	20,485	1,862
45530	TRAINING & TRAVEL	23,000	46,275	23,000	23,000	-
45810	DUES & MEMBERSHIPS	300	390	300	300	-
45850	FREIGHT & DRAYAGE	200	16	500	500	-
TOTAL OTHER CHARGES		220,554	244,689	224,620	221,326	(3,294)
46010	OFFICE SUPPLIES	4,500	3,970	4,500	4,000	(500)
46070	REPAIR & MAINT. SUPPLIES	20,000	31,838	20,000	18,000	(2,000)
46078	MAINT & REPAIRS-COMPUTERS	2,300	733	2,300	2,300	-
46090	POWERED EQUIPMENT SUPPLY	1,500	209	1,500	1,500	-
46110	UNIFORMS	16,500	20,501	18,000	18,000	-
46111	TURN OUT GEAR	20,000	10,096	10,000	12,000	2,000
46120	BOOKS & SUBSCRIPTIONS	900	91	900	900	-
46140	OTHER OPERATING SUPPLIES	39,149	33,184	25,000	25,000	-
46160	HAZ-MAT SUPPLIES		180			-
46170	EMS/MEDICAL SUPPLIES	16,000	17,069	16,000	21,000	5,000
TOTAL MATERIALS & SUPPLIES		120,849	117,870	98,200	102,700	4,500
TOTAL OTHER OPERATING EXPENSES		2,126,544	2,016,242	2,148,709	2,313,937	165,228
48113	EQUIPMENT	166,500	99,557	35,000	35,000	-
48114	FIRE HOSE	4,000	3,919	4,000	4,000	-
48121	FURNITURE & FIXTURES	5,300	1,657	4,500	11,300	6,800
48131	RADIO EQUIPMENT	27,500	19,950	2,500	2,500	-
48151	MOTOR VEHICLES & EQUIP.	28,000	24,416			-
48165	FIRE TRUCK	540,000	540,681			-
TOTAL CAP. OUTLAY-REPLACEMENTS		771,300	690,179	46,000	52,800	6,800
48203	FIRE PROGRAMS FUND	276,621	201,012	137,419	146,903	9,484
48272	HARDWARE	12,000	4,143	12,000	12,000	-
48273	SOFTWARE		12,460			-
TOTAL CAPITAL OUTLAY-ADDITIONS		288,621	217,615	149,419	158,903	9,484
TOTAL CAPITAL OUTLAY		1,059,921	907,794	195,419	211,703	16,284

04/14/2015

CITY OF HARRISONBURG, VA
EXPENDITURE BUDGET

FUND - 1000 - GENERAL FUND
FUNCTION - 300 - PUBLIC SAFETY
ACTIVITY - 3200 - FIRE & RESCUE
DEPARTMENT - 320232 - FIRE SUPPRESSION

ACCOUNT-----	TITLE -----	----- BUDGET	2013-2014 ----- ACTUAL	2014-2015 BUDGET	2015-2016 PROPOSED	NET CHANGE
TOTAL FIRE SUPPRESSION		6,864,479	6,536,417	5,963,775	6,374,092	410,317

04/14/2015

CITY OF HARRISONBURG, VA
EXPENDITURE BUDGET

FUND - 1000 - GENERAL FUND
FUNCTION - 300 - PUBLIC SAFETY
ACTIVITY - 3200 - FIRE & RESCUE
DEPARTMENT - 320332 - FIRE PREVENTION

ACCOUNT-----	TITLE -----	----- 2013-2014 -----	2014-2015	2015-2016	NET	
		BUDGET	ACTUAL	BUDGET	PROPOSED	CHANGE
41010	SALARIES & WAGES-REG.	182,563	216,769	215,821	219,627	3,806
41015	EMPLOYER BENEFIT MATCH	468	560	624		(624)
41020	SALARIES & WAGES-O/T	56,167	40,307	57,115	64,659	7,544
41030	PT SALARIES & WAGES-REG	19,985	1,243	8,000	8,000	-
41050	ANNUAL LEAVE - SEPARATION			6,100		(6,100)
41051	SICK LEAVE - SEPARATION			10,000		(10,000)
TOTAL PERSONAL SERVICES		259,183	258,880	297,660	292,286	(5,374)
42010	FICA	19,827	18,525	22,771	22,360	(411)
42020	RETIREMENT - VRS	22,930	26,759	27,539	28,024	485
42050	HOSPITAL INSURANCE	24,324	23,193	23,692	35,112	11,420
42060	LIFE INSURANCE - VRS	2,173	2,535	2,849	2,614	(235)
42080	DENTAL INSURANCE				624	624
42110	WORKER'S COMP.	7,837	7,146	8,529	11,100	2,571
42190	LODA	707	707	912	968	56
TOTAL FRINGE BENEFITS		77,798	78,866	86,292	100,802	14,510
43110	MEDICAL SERVICES	765	1,050	1,020	1,020	-
43330	MAINT & REP.-MACH & EQUIP		32			-
43336	MAINT & REP.-RADIO EQUIP	1,000		1,000	1,000	-
TOTAL PURCHASED SERVICESS		1,765	1,082	2,020	2,020	-
44200	C.G. - PARTS AND LABOR	7,000	5,878	7,000	7,000	-
44310	C.G. - FUEL	6,663	4,455	6,000	5,200	(800)
TOTAL INTERNAL SERVICES		13,663	10,333	13,000	12,200	(800)
45230	TELECOMMUNICATIONS	4,119	4,934	3,595	5,500	1,905
45350	VEHICLE & EQUIPMENT INS.			2,403	4,007	1,604
45370	PUB.OFFICIAL LIABILITY IN	1,179	1,076	833	977	144
45380	GENERAL LIABILITY INS.	523	497	507	506	(1)
45394	RETIREE H'CARE BENEFIT	7,443	7,443	8,418	12,428	4,010
45530	TRAINING & TRAVEL	4,000	2,273	4,000	4,000	-
45810	DUES & MEMBERSHIPS	720	335	580	1,120	540
TOTAL OTHER CHARGES		17,984	16,558	20,336	28,538	8,202
46010	OFFICE SUPPLIES	1,000	821	1,000	1,000	-
46078	MAINT & REPAIRS-COMPUTERS	1,250	280	1,500	1,000	(500)
46110	UNIFORMS	750	645	750	750	-
46112	FIRE PREVENTION WEEK EXP.	5,000	4,366	5,000	5,000	-
46113	PIZZA PROGRAM PROMOTION	4,700	5,265	4,700	5,000	300
46120	BOOKS & SUBSCRIPTIONS	1,645	1,725	1,645	1,645	-
46140	OTHER OPERATING SUPPLIES	8,500	12,825	9,000	10,000	1,000

04/14/2015

CITY OF HARRISONBURG, VA
EXPENDITURE BUDGET

FUND - 1000 - GENERAL FUND
FUNCTION - 300 - PUBLIC SAFETY
ACTIVITY - 3200 - FIRE & RESCUE
DEPARTMENT - 320332 - FIRE PREVENTION

ACCOUNT-----	TITLE -----	----- BUDGET	2013-2014 ----- ACTUAL	2014-2015 BUDGET	2015-2016 PROPOSED	NET CHANGE
TOTAL MATERIALS & SUPPLIES		22,845	25,927	23,595	24,395	800
TOTAL OTHER OPERATING EXPENSES		134,055	132,766	145,243	167,955	22,712
48113 EQUIPMENT		2,200	2,066			-
TOTAL CAP. OUTLAY-REPLACEMENTS		2,200	2,066			-
TOTAL CAPITAL OUTLAY		2,200	2,066			-
TOTAL FIRE PREVENTION		395,438	393,712	442,903	460,241	17,338

04/14/2015

CITY OF HARRISONBURG, VA
EXPENDITURE BUDGET

FUND - 1000 - GENERAL FUND
FUNCTION - 300 - PUBLIC SAFETY
ACTIVITY - 3200 - FIRE & RESCUE
DEPARTMENT - 320432 - FIRE TRAINING

ACCOUNT-----	TITLE -----	----- 2013-2014 -----	----- 2014-2015 -----	2015-2016	NET	
		BUDGET	ACTUAL	PROPOSED	CHANGE	
41010	SALARIES & WAGES-REG.	128,930	129,318	128,918	145,537	16,619
41015	EMPLOYER BENEFIT MATCH	312	300	312		(312)
41020	SALARIES & WAGES-O/T		942			-
41030	PT SALARIES & WAGES-REG		4,450	7,200	12,000	4,800
TOTAL PERSONAL SERVICES		129,242	135,011	136,430	157,537	21,107
42010	FICA	9,887	9,807	10,437	12,052	1,615
42020	RETIREMENT - VRS	16,194	16,192	16,450	18,570	2,120
42050	HOSPITAL INSURANCE	13,860	14,011	15,676	17,556	1,880
42060	LIFE INSURANCE - VRS	1,535	1,534	1,702	1,732	30
42080	DENTAL INSURANCE				312	312
42110	WORKER'S COMP.	4,496	4,244	4,812	7,086	2,274
42190	LODA	707	707	912	968	56
TOTAL FRINGE BENEFITS		46,679	46,495	49,989	58,276	8,287
43110	MEDICAL SERVICES	510	500	510	510	-
43320	SERVICE CONTRACTS	400	451	400	400	-
43330	MAINT & REP.-MACH & EQUIP	1,000	262	1,000	1,000	-
43336	MAINT & REP.-RADIO EQUIP	1,000		1,000	1,000	-
43340	MAINT & REP.-FURN & FIX	300		300	300	-
43360	MAINT & REP.-BLDGS & GNDS	65,843	65,411	1,000	1,000	-
TOTAL PURCHASED SERVICESS		69,053	66,623	4,210	4,210	-
44200	C.G. - PARTS AND LABOR	4,000	3,969	4,000	4,000	-
44310	C.G. - FUEL	4,274	3,614	4,600	4,000	(600)
TOTAL INTERNAL SERVICES		8,274	7,583	8,600	8,000	(600)
45110	ELECTRICITY	3,000	3,537	4,000	4,000	-
45130	WATER & SEWER		455			-
45230	TELECOMMUNICATIONS	2,120	1,335	2,608	2,700	92
45340	PROPERTY INSURANCE	166	134	134	133	(1)
45350	VEHICLE & EQUIPMENT INS.	1,250	1,064	475	1,065	590
45370	PUB.OFFICIAL LIABILITY IN	472	431	416	586	170
45380	GENERAL LIABILITY INS.	317	302	284	350	66
45530	TRAINING & TRAVEL	5,000	1,221	5,000	4,000	(1,000)
45810	DUES & MEMBERSHIPS	525	419	515	515	-
45850	FREIGHT & DRAYAGE	75	44	75	75	-
TOTAL OTHER CHARGES		12,925	8,942	13,507	13,424	(83)
46010	OFFICE SUPPLIES	500	341	500	500	-
46070	REPAIR & MAINT. SUPPLIES	500	148	500	500	-
46078	MAINT & REPAIRS-COMPUTERS	800	265	800	800	-

04/14/2015

CITY OF HARRISONBURG, VA
EXPENDITURE BUDGET

FUND - 1000 - GENERAL FUND
FUNCTION - 300 - PUBLIC SAFETY
ACTIVITY - 3200 - FIRE & RESCUE
DEPARTMENT - 320432 - FIRE TRAINING

ACCOUNT-----	TITLE -----	-----	2013-2014 -----	2014-2015	2015-2016	NET
		BUDGET	ACTUAL	BUDGET	PROPOSED	CHANGE
46110	UNIFORMS	600	1,219	600	600	-
46120	BOOKS & SUBSCRIPTIONS	2,500	2,376	1,500	1,500	-
46140	OTHER OPERATING SUPPLIES	3,000	1,986	3,000	3,000	-
TOTAL MATERIALS & SUPPLIES		7,900	6,336	6,900	6,900	-
TOTAL OTHER OPERATING EXPENSES		144,831	135,980	83,206	90,810	7,604
48113	EQUIPMENT				1,200	1,200
TOTAL CAP. OUTLAY-REPLACEMENTS					1,200	1,200
TOTAL CAPITAL OUTLAY					1,200	1,200
TOTAL FIRE TRAINING		274,073	270,990	219,636	249,547	29,911

04/14/2015

CITY OF HARRISONBURG, VA
EXPENDITURE BUDGET

FUND - 1000 - GENERAL FUND
FUNCTION - 300 - PUBLIC SAFETY
ACTIVITY - 3200 - FIRE & RESCUE
DEPARTMENT - 320632 - PUBLIC SAFETY BUILDING

ACCOUNT-----	TITLE -----	----- 2013-2014 -----	2014-2015	2015-2016	NET	
		BUDGET	ACTUAL	BUDGET	PROPOSED	CHANGE
41010	SALARIES & WAGES-REG.	62,248	62,099	58,906	58,924	18
41015	EMPLOYER BENEFIT MATCH	312	247	312		(312)
41050	ANNUAL LEAVE - SEPARATION		1,811			-
41051	SICK LEAVE - SEPARATION		107			-
TOTAL PERSONAL SERVICES		62,560	64,265	59,218	58,924	(294)
42010	FICA	4,786	4,412	4,531	4,508	(23)
42020	RETIREMENT - VRS	7,819	7,538	7,517	7,519	2
42050	HOSPITAL INSURANCE	3,395	9,651	15,675	17,556	1,881
42060	LIFE INSURANCE - VRS	741	714	778	701	(77)
42080	DENTAL INSURANCE				312	312
42110	WORKER'S COMP.	1,168	1,153	1,288	1,090	(198)
TOTAL FRINGE BENEFITS		17,909	23,468	29,789	31,686	1,897
43320	SERVICE CONTRACTS	36,112	34,685	37,569	42,213	4,644
43330	MAINT & REP.-MACH & EQUIP	12,000	2,255	10,000	7,500	(2,500)
43360	MAINT & REP.-BLDGS & GNDS	28,000	16,385	23,000	23,000	-
43600	ADVERTISING		159			-
TOTAL PURCHASED SERVICES		76,112	53,484	70,569	72,713	2,144
44300	CENTRAL STORES	7,000	7,914	7,000	7,000	-
44310	C.G. - FUEL	930		930		(930)
TOTAL INTERNAL SERVICES		7,930	7,914	7,930	7,000	(930)
45110	ELECTRICITY	135,000	121,744	128,000	120,000	(8,000)
45119	NATURAL GAS	27,000	23,401	22,000	20,000	(2,000)
45130	WATER & SEWER	7,500	8,531	7,500	7,500	-
45230	TELECOMMUNICATIONS	783	546	592	592	-
45310	BOILER & MACHINERY INS.	3,399	3,088	3,393	3,144	(249)
45340	PROPERTY INSURANCE	9,341	7,561	11,820	5,007	(6,813)
45370	PUB.OFFICIAL LIABILITY IN	472	431	625	391	(234)
45380	GENERAL LIABILITY INS.	506	482	436	408	(28)
TOTAL OTHER CHARGES		184,001	165,784	174,366	157,042	(17,324)
46070	REPAIR & MAINT. SUPPLIES	1,750	1,075	1,750	1,750	-
46110	UNIFORMS	500	60	500	500	-
46140	OTHER OPERATING SUPPLIES	2,500	380	2,500	2,000	(500)
TOTAL MATERIALS & SUPPLIES		4,750	1,515	4,750	4,250	(500)
TOTAL OTHER OPERATING EXPENSES		290,702	252,165	287,404	272,691	(14,713)

04/14/2015

CITY OF HARRISONBURG, VA
EXPENDITURE BUDGET

FUND - 1000 - GENERAL FUND
FUNCTION - 300 - PUBLIC SAFETY
ACTIVITY - 3200 - FIRE & RESCUE
DEPARTMENT - 320632 - PUBLIC SAFETY BUILDING

ACCOUNT-----	TITLE -----	-----	2013-2014 -----	2014-2015	2015-2016	NET
		BUDGET	ACTUAL	BUDGET	PROPOSED	CHANGE
48113	EQUIPMENT	10,000				-
48181	BUILDINGS & GROUNDS	10,400	9,839	21,000		(21,000)
	TOTAL CAP. OUTLAY-REPLACEMENTS	20,400	9,839	21,000		(21,000)
	TOTAL CAPITAL OUTLAY	20,400	9,839	21,000		(21,000)
	TOTAL PUBLIC SAFETY BUILDING	373,662	326,269	367,622	331,615	(36,007)

04/14/2015

CITY OF HARRISONBURG, VA
EXPENDITURE BUDGET

FUND - 1000 - GENERAL FUND
FUNCTION - 300 - PUBLIC SAFETY
ACTIVITY - 3200 - FIRE & RESCUE
DEPARTMENT - 320732 - CHILD SAFETY ALLIANCE

ACCOUNT-----	TITLE -----	----- 2013-2014 -----	2014-2015	2015-2016	NET	
		BUDGET	ACTUAL	BUDGET	PROPOSED	CHANGE
41010	SALARIES & WAGES-REG.	27,538	26,167	27,498	30,659	3,161
41015	EMPLOYER BENEFIT MATCH	156	143	156		(156)
41020	SALARIES & WAGES-O/T		1,016		1,500	1,500
TOTAL PERSONAL SERVICES		27,694	27,327	27,654	32,159	4,505
42010	FICA	2,119	1,787	2,116	2,461	345
42020	RETIREMENT - VRS	3,459	3,166	3,509	3,912	403
42050	HOSPITAL INSURANCE	9,000	6,904	8,419	9,429	1,010
42060	LIFE INSURANCE - VRS	328	300	363	365	2
42080	DENTAL INSURANCE				156	156
42110	WORKER'S COMP.	346	312	346	313	(33)
TOTAL FRINGE BENEFITS		15,252	12,468	14,753	16,636	1,883
45230	TELECOMMUNICATIONS	750	90	750	840	90
45530	TRAINING & TRAVEL	800	1,468	800	800	-
TOTAL OTHER CHARGES		1,550	1,558	1,550	1,640	90
46010	OFFICE SUPPLIES	500	31	500	500	-
46078	MAINT & REPAIRS-COMPUTERS	200		200	200	-
46110	UNIFORMS	200	772	200	200	-
46140	OTHER OPERATING SUPPLIES	800	500	800	800	-
TOTAL MATERIALS & SUPPLIES		1,700	1,304	1,700	1,700	-
TOTAL OTHER OPERATING EXPENSES		18,502	15,330	18,003	19,976	1,973
TOTAL CHILD SAFETY ALLIANCE		46,196	42,657	45,657	52,135	6,478

04/14/2015

CITY OF HARRISONBURG, VA
EXPENDITURE BUDGET

FUND - 1000 - GENERAL FUND
FUNCTION - 300 - PUBLIC SAFETY
ACTIVITY - 3300 - CORRECTION & DETENTION
DEPARTMENT - 330231 - CITY/COUNTY JAIL

ACCOUNT-----	TITLE -----	-----	2013-2014 -----	2014-2015	2015-2016	NET
		BUDGET	ACTUAL	BUDGET	PROPOSED	CHANGE
43151	COURT APPOINTED ATTORNEY	87,000	85,417	85,000	85,000	-
43861	BOARD & CARE OF PRISONERS	500		500		(500)
TOTAL PURCHASED SERVICES		87,500	85,417	85,500	85,000	(500)
TOTAL OTHER OPERATING EXPENSES		87,500	85,417	85,500	85,000	(500)
TOTAL CITY/COUNTY JAIL		87,500	85,417	85,500	85,000	(500)

04/14/2015

CITY OF HARRISONBURG, VA
EXPENDITURE BUDGET

FUND - 1000 - GENERAL FUND
FUNCTION - 300 - PUBLIC SAFETY
ACTIVITY - 3300 - CORRECTION & DETENTION
DEPARTMENT - 330731 - MIDDLE RIVER REG JAIL

ACCOUNT-----	TITLE -----	-----	2013-2014 -----	2014-2015	2015-2016	NET
		BUDGET	ACTUAL	BUDGET	PROPOSED	CHANGE
47074	MRRJ-OPERATIONS				652,658	652,658
47075	MRRJ-DEBT SERVICE				197,003	197,003
47076	MRRJ-DEBT SERVICE (OTHER)				1,136,505	1,136,505
TOTAL PMT. TO JOINT OPERATIONS					1,986,166	1,986,166
TOTAL MIDDLE RIVER REG JAIL					1,986,166	1,986,166

04/14/2015

CITY OF HARRISONBURG, VA
EXPENDITURE BUDGET

FUND - 1000 - GENERAL FUND
FUNCTION - 300 - PUBLIC SAFETY
ACTIVITY - 3400 - INSPECTIONS
DEPARTMENT - 340121 - BUILDING INSPECTION

ACCOUNT-----	TITLE -----	----- 2013-2014 -----	2014-2015	2015-2016	NET	
		BUDGET	ACTUAL	BUDGET	PROPOSED	CHANGE
41010	SALARIES & WAGES-REG.	514,672	495,384	513,923	535,754	21,831
41015	EMPLOYER BENEFIT MATCH	1,560	1,450	1,560		(1,560)
41017	STAND BY PAY	7,791	6,472	7,791	7,791	-
41020	SALARIES & WAGES-O/T		235		235	235
41027	STANDBY & BLENDED - OT	1,020	536	1,000	500	(500)
41050	ANNUAL LEAVE - SEPARATION	14,716		15,312	19,100	3,788
41051	SICK LEAVE - SEPARATION	10,000		10,000	10,000	-
TOTAL PERSONAL SERVICES		549,759	504,078	549,586	573,380	23,794
42010	FICA	42,057	36,339	42,043	43,864	1,821
42020	RETIREMENT - VRS	64,644	61,617	65,576	68,363	2,787
42050	HOSPITAL INSURANCE	64,733	56,202	69,058	66,086	(2,972)
42060	LIFE INSURANCE - VRS	6,125	5,980	6,784	6,376	(408)
42070	DISABILITY (VLDP)				174	174
42080	DENTAL INSURANCE				936	936
42110	WORKER'S COMP.	4,042	3,102	3,583	3,523	(60)
TOTAL FRINGE BENEFITS		181,601	163,239	187,044	189,322	2,278
43110	MEDICAL SERVICES		370			-
43600	ADVERTISING	500	83	750	750	-
43875	DEMOLITION OF BUILDINGS	2,500		2,500	2,500	-
TOTAL PURCHASED SERVICESS		3,000	453	3,250	3,250	-
44200	C.G. - PARTS AND LABOR	4,500	4,500	6,000	4,000	(2,000)
44300	CENTRAL STORES	400	336	520	400	(120)
44310	C.G. - FUEL	8,287	6,367	7,500	6,000	(1,500)
TOTAL INTERNAL SERVICES		13,187	11,203	14,020	10,400	(3,620)
45210	POSTAGE	876	876	960	960	-
45230	TELECOMMUNICATIONS	2,196	2,477	4,794	4,560	(234)
45350	VEHICLE & EQUIPMENT INS.	3,264	2,778	3,081	2,468	(613)
45355	VEHICLE INS DEDUCTIBLE	300		300	300	-
45360	SURETY BONDS	18	17	18	17	(1)
45370	PUB.OFFICIAL LIABILITY IN	1,887	1,722	2,082	1,955	(127)
45380	GENERAL LIABILITY INS.	925	880	938	901	(37)
45410	LEASE/RENT OF EQUIPMENT	1,516	1,610	1,592	1,544	(48)
45530	TRAINING & TRAVEL	4,300	2,608	4,000	3,425	(575)
45810	DUES & MEMBERSHIPS	985	972	958	1,084	126
TOTAL OTHER CHARGES		16,267	13,939	18,723	17,214	(1,509)
46010	OFFICE SUPPLIES	2,750	2,031	2,750	2,500	(250)
46110	UNIFORMS	1,740	1,673	1,740	1,740	-

04/14/2015

CITY OF HARRISONBURG, VA
EXPENDITURE BUDGET

FUND - 1000 - GENERAL FUND
FUNCTION - 300 - PUBLIC SAFETY
ACTIVITY - 3400 - INSPECTIONS
DEPARTMENT - 340121 - BUILDING INSPECTION

ACCOUNT-----	TITLE -----	-----	2013-2014 -----	2014-2015	2015-2016	NET
		BUDGET	ACTUAL	BUDGET	PROPOSED	CHANGE
46120	BOOKS & SUBSCRIPTIONS	1,000	46	7,500	1,000	(6,500)
46140	OTHER OPERATING SUPPLIES	1,250	1,691	1,250	1,250	-
TOTAL MATERIALS & SUPPLIES		6,740	5,440	13,240	6,490	(6,750)
TOTAL OTHER OPERATING EXPENSES		220,795	194,275	236,277	226,676	(9,601)
48121	FURNITURE & FIXTURES	300		500	700	200
48171	EDP EQUIPMENT	2,200	2,166	700	900	200
TOTAL CAP. OUTLAY-REPLACEMENTS		2,500	2,166	1,200	1,600	400
48221	FURNITURE & FIXTURES				1,000	1,000
48271	EDP EQUIPMENT	2,835		1,000	1,000	-
48273	SOFTWARE		60			-
TOTAL CAPITAL OUTLAY-ADDITIONS		2,835	60	1,000	2,000	1,000
TOTAL CAPITAL OUTLAY		5,335	2,226	2,200	3,600	1,400
TOTAL BUILDING INSPECTION		775,889	700,578	788,063	803,656	15,593

04/14/2015

CITY OF HARRISONBURG, VA
EXPENDITURE BUDGET

FUND - 1000 - GENERAL FUND
FUNCTION - 300 - PUBLIC SAFETY
ACTIVITY - 3500 - OTHER PROTECTION
DEPARTMENT - 350131 - ANIMAL CONTROL

ACCOUNT-----	TITLE -----	----- 2013-2014 -----	2014-2015	2015-2016	NET	
		BUDGET	ACTUAL	BUDGET	PROPOSED	CHANGE
41010	SALARIES & WAGES-REG.	36,258	36,454	36,255	38,085	1,830
41015	EMPLOYER BENEFIT MATCH	156	156	156		(156)
41016	UNIFORM CLEANING ALLOW.	300	300	300	300	-
41020	SALARIES & WAGES-O/T				500	500
TOTAL PERSONAL SERVICES		36,714	36,910	36,711	38,885	2,174
42010	FICA	2,809	2,280	2,808	2,975	167
42020	RETIREMENT - VRS	4,555	4,554	4,626	4,860	234
42050	HOSPITAL INSURANCE	7,443	7,524	8,419	9,429	1,010
42060	LIFE INSURANCE - VRS	432	432	479	454	(25)
42080	DENTAL INSURANCE				156	156
42110	WORKER'S COMP.	867	814	850	880	30
TOTAL FRINGE BENEFITS		16,106	15,603	17,182	18,754	1,572
43100	PROFESSIONAL SERVICES	1,800	1,200	1,800	1,800	-
43500	PRINTING AND BINDING	500		500	500	-
43720	LAUNDRY & DRY CLEANING	100	8	100	100	-
TOTAL PURCHASED SERVICES		2,400	1,208	2,400	2,400	-
44300	CENTRAL STORES		76			-
44400	TRANSIT GARAGE	200		200	200	-
TOTAL INTERNAL SERVICES		200	76	200	200	-
45350	VEHICLE & EQUIPMENT INS.	625	532	625	653	28
45370	PUB.OFFICIAL LIABILITY IN	236	215	236	195	(41)
45380	GENERAL LIABILITY INS.	4,569	4,614	4,569	4,675	106
45530	TRAINING & TRAVEL	500	937	1,500	1,500	-
45540	EDUCATION				600	600
45657	SPCA	242,881	242,936	252,414	257,020	4,606
45810	DUES & MEMBERSHIPS	100		100	100	-
TOTAL OTHER CHARGES		248,911	249,234	259,444	264,743	5,299
46010	OFFICE SUPPLIES			200	200	-
46110	UNIFORMS				1,000	1,000
46140	OTHER OPERATING SUPPLIES	1,500	1,253	500	500	-
TOTAL MATERIALS & SUPPLIES		1,500	1,253	700	1,700	1,000
TOTAL OTHER OPERATING EXPENSES		269,117	267,373	279,926	287,797	7,871
48151	MOTOR VEHICLES & EQUIP.	615	1,441		500	500

04/14/2015

CITY OF HARRISONBURG, VA
EXPENDITURE BUDGET

FUND - 1000 - GENERAL FUND
FUNCTION - 300 - PUBLIC SAFETY
ACTIVITY - 3500 - OTHER PROTECTION
DEPARTMENT - 350131 - ANIMAL CONTROL

ACCOUNT-----	TITLE -----	----- BUDGET	2013-2014 ----- ACTUAL	2014-2015 BUDGET	2015-2016 PROPOSED	NET CHANGE
TOTAL CAP. OUTLAY-REPLACEMENTS		615	1,441		500	500
48251	MOTOR VEHICLES & EQUIP.	44,000	40,673	1,000		(1,000)
TOTAL CAPITAL OUTLAY-ADDITIONS		44,000	40,673	1,000		(1,000)
TOTAL CAPITAL OUTLAY		44,615	42,113	1,000	500	(500)
TOTAL ANIMAL CONTROL		350,446	346,397	317,637	327,182	9,545

04/14/2015

CITY OF HARRISONBURG, VA
EXPENDITURE BUDGET

FUND - 1000 - GENERAL FUND
FUNCTION - 300 - PUBLIC SAFETY
ACTIVITY - 3500 - OTHER PROTECTION
DEPARTMENT - 350331 - CORONER

ACCOUNT-----	TITLE -----	-----	2013-2014 -----	2014-2015	2015-2016	NET
		BUDGET	ACTUAL	BUDGET	PROPOSED	CHANGE
43110	MEDICAL SERVICES	1,000		1,000	1,000	-
TOTAL PURCHASED SERVICESS		1,000		1,000	1,000	-
TOTAL OTHER OPERATING EXPENSES		1,000		1,000	1,000	-
TOTAL CORONER		1,000		1,000	1,000	-

04/14/2015

CITY OF HARRISONBURG, VA
EXPENDITURE BUDGET

FUND - 1000 - GENERAL FUND
FUNCTION - 300 - PUBLIC SAFETY
ACTIVITY - 3500 - OTHER PROTECTION
DEPARTMENT - 350532 - EMERGENCY SERVICES

ACCOUNT-----	TITLE -----	----- 2013-2014 -----	----- 2014-2015 -----	2015-2016	NET	
		BUDGET	ACTUAL	BUDGET	PROPOSED	CHANGE
43870	CENTRAL SHEN. EMS COUNCIL	6,624	6,624	6,624	6,624	-
TOTAL PURCHASED SERVICES		6,624	6,624	6,624	6,624	-
45110	ELECTRICITY	2,500		2,500	2,000	(500)
45230	TELECOMMUNICATIONS	2,500	125	1,500	1,000	(500)
45380	GENERAL LIABILITY INS.	276	263	325	120	(205)
45530	TRAINING & TRAVEL	70,200	29,735	700	700	-
TOTAL OTHER CHARGES		75,476	30,123	5,025	3,820	(1,205)
46010	OFFICE SUPPLIES	3,725	475	2,500	2,000	(500)
46070	REPAIR & MAINT. SUPPLIES	750	118	750	750	-
46120	BOOKS & SUBSCRIPTIONS	500		500	500	-
46140	OTHER OPERATING SUPPLIES	5,000	2,376	4,000	3,000	(1,000)
46145	SAFETY MATERIALS	1,000		1,000	1,000	-
46155	4-FOR-LIFE	27,133	26,431	27,532	28,102	570
46160	HAZ-MAT SUPPLIES	19,000	26,839	16,000	18,000	2,000
TOTAL MATERIALS & SUPPLIES		57,108	56,240	52,282	53,352	1,070
TOTAL OTHER OPERATING EXPENSES		139,208	92,987	63,931	63,796	(135)
48113	EQUIPMENT	115,173	116,206			-
TOTAL CAP. OUTLAY-REPLACEMENTS		115,173	116,206			-
48273	SOFTWARE			7,500	7,500	-
TOTAL CAPITAL OUTLAY-ADDITIONS				7,500	7,500	-
TOTAL CAPITAL OUTLAY		115,173	116,206	7,500	7,500	-
TOTAL EMERGENCY SERVICES		254,381	209,193	71,431	71,296	(135)

04/14/2015

CITY OF HARRISONBURG, VA
EXPENDITURE BUDGET

FUND - 1000 - GENERAL FUND
FUNCTION - 400 - PUBLIC WORKS
ACTIVITY - 4100 - STREET MAINTENANCE
DEPARTMENT - 410121 - GENERAL ENGINEERING

ACCOUNT-----	TITLE -----	----- 2013-2014 -----	2014-2015	2015-2016	NET	
		BUDGET	ACTUAL	BUDGET	PROPOSED	CHANGE
41010	SALARIES & WAGES-REG.	619,051	585,827	466,749	495,194	28,445
41015	EMPLOYER BENEFIT MATCH	1,716	1,769	1,404		(1,404)
41020	SALARIES & WAGES-O/T	3,291	1,514			-
41030	PT SALARIES & WAGES-REG	40,423	10,895			-
41050	ANNUAL LEAVE - SEPARATION		973			-
TOTAL PERSONAL SERVICES		664,481	600,977	468,153	495,194	27,041
42010	FICA	50,833	41,768	35,814	37,882	2,068
42020	RETIREMENT - VRS	77,754	73,215	59,557	63,187	3,630
42050	HOSPITAL INSURANCE	99,893	88,764	87,107	77,345	(9,762)
42060	LIFE INSURANCE - VRS	7,367	6,936	6,161	5,893	(268)
42070	DISABILITY (VLDP)				324	324
42080	DENTAL INSURANCE				1,248	1,248
42110	WORKER'S COMP.	7,124	5,902	4,750	3,896	(854)
TOTAL FRINGE BENEFITS		242,971	216,586	193,389	189,775	(3,614)
43010	MISC. CONTRACTED SERVICES		2,090			-
43100	PROFESSIONAL SERVICES	2,000		2,000	2,000	-
43110	MEDICAL SERVICES		50			-
43320	SERVICE CONTRACTS	8,855		8,855	10,500	1,645
43600	ADVERTISING	500	2,248	750	750	-
TOTAL PURCHASED SERVICES		11,355	4,388	11,605	13,250	1,645
44200	C.G. - PARTS AND LABOR	8,500	7,119	2,600	4,000	1,400
44300	CENTRAL STORES	800	404	800	550	(250)
44310	C.G. - FUEL	12,301	12,362	2,700	1,500	(1,200)
TOTAL INTERNAL SERVICES		21,601	19,884	6,100	6,050	(50)
45210	POSTAGE	876	876	960	960	-
45220	MESSENGER SVS./PACKAGES	50		50	50	-
45230	TELECOMMUNICATIONS	3,648	3,376	3,456	3,108	(348)
45300	PREVENT MAINTENANCE INSUR				1,870	1,870
45350	VEHICLE & EQUIPMENT INS.	4,284	3,647	2,111	2,066	(45)
45355	VEHICLE INS DEDUCTIBLE	300		300	300	-
45370	PUB.OFFICIAL LIABILITY IN	2,595	2,368	2,498	1,759	(739)
45380	GENERAL LIABILITY INS.	1,280	1,219	1,224	1,117	(107)
45410	LEASE/RENT OF EQUIPMENT	1,516	1,610	1,592	1,556	(36)
45530	TRAINING & TRAVEL	4,500	3,733	4,950	4,950	-
45810	DUES & MEMBERSHIPS	1,200	1,590	1,320	1,600	280
TOTAL OTHER CHARGES		20,249	18,418	18,461	19,336	875
46010	OFFICE SUPPLIES	2,200	842	2,200	1,400	(800)

04/14/2015

CITY OF HARRISONBURG, VA
EXPENDITURE BUDGET

FUND - 1000 - GENERAL FUND
FUNCTION - 400 - PUBLIC WORKS
ACTIVITY - 4100 - STREET MAINTENANCE
DEPARTMENT - 410121 - GENERAL ENGINEERING

ACCOUNT-----	TITLE -----	-----	2013-2014 -----	2014-2015	2015-2016	NET
		BUDGET	ACTUAL	BUDGET	PROPOSED	CHANGE
46110	UNIFORMS	2,330	1,040	1,190	1,190	-
46120	BOOKS & SUBSCRIPTIONS	300	197	400	400	-
46140	OTHER OPERATING SUPPLIES	3,000	3,363	3,300	3,600	300
TOTAL MATERIALS & SUPPLIES		7,830	5,443	7,090	6,590	(500)
TOTAL OTHER OPERATING EXPENSES		304,006	264,719	236,645	235,001	(1,644)
48111	MACHINERY & EQUIPMENT				15,000	15,000
48121	FURNITURE & FIXTURES				700	700
48151	MOTOR VEHICLES & EQUIP.	22,000	24,410	24,500		(24,500)
48171	EDP EQUIPMENT	2,460	1,336	4,250	900	(3,350)
48191	ENGINEERING/MAPPING	8,000		8,000		(8,000)
TOTAL CAP. OUTLAY-REPLACEMENTS		32,460	25,746	36,750	16,600	(20,150)
48221	FURNITURE & FIXTURES		210		1,200	1,200
48271	EDP EQUIPMENT	4,655	1,006			-
48273	SOFTWARE	1,500		1,500	1,500	-
48274	GEOGRAPHIC INFO SYSTEM	2,500	2,400	2,500	2,500	-
TOTAL CAPITAL OUTLAY-ADDITIONS		8,655	3,616	4,000	5,200	1,200
TOTAL CAPITAL OUTLAY		41,115	29,361	40,750	21,800	(18,950)
TOTAL GENERAL ENGINEERING		1,009,602	895,057	745,548	751,995	6,447

04/14/2015

CITY OF HARRISONBURG, VA
EXPENDITURE BUDGET

FUND - 1000 - GENERAL FUND
FUNCTION - 400 - PUBLIC WORKS
ACTIVITY - 4100 - STREET MAINTENANCE
DEPARTMENT - 410241 - HIGHWAY & STREET MAINT.

ACCOUNT-----	TITLE -----	BUDGET	2013-2014 ----- ACTUAL	2014-2015 BUDGET	2015-2016 PROPOSED	NET CHANGE
41010	SALARIES & WAGES-REG.	1,532,609	1,366,859	1,684,303	1,797,556	113,253
41015	EMPLOYER BENEFIT MATCH	5,460	4,770	5,460		(5,460)
41017	STAND BY PAY	7,091	5,992	7,091	7,831	740
41020	SALARIES & WAGES-O/T	17,830	14,116	17,110	17,892	782
41027	STANDBY & BLENDED - OT	1,020	2,951		1,020	1,020
41030	PT SALARIES & WAGES-REG	35,700	18,328	35,000	36,800	1,800
41040	PT SALARIES & WAGES-O/T	1,020	492		1,000	1,000
41050	ANNUAL LEAVE - SEPARATION	15,000	13,825			-
41051	SICK LEAVE - SEPARATION	15,000	15,377			-
41053	ANNUAL LEAVE - PAYOUT		1,517			-
TOTAL PERSONAL SERVICES		1,630,730	1,444,227	1,748,964	1,862,099	113,135
42010	FICA	124,751	102,401	133,796	142,451	8,655
42020	RETIREMENT - VRS	192,496	169,512	214,917	229,368	14,451
42050	HOSPITAL INSURANCE	229,191	182,292	317,347	317,734	387
42060	LIFE INSURANCE - VRS	18,239	16,060	22,233	21,391	(842)
42070	DISABILITY (VLDP)		150		714	714
42080	DENTAL INSURANCE				6,240	6,240
42090	UNEMPLOYMENT	2,500	3,854	2,500		(2,500)
42110	WORKER'S COMP.	45,119	42,870	51,766	45,568	(6,198)
42130	EDUCATION	3,000		4,500	4,500	-
TOTAL FRINGE BENEFITS		615,296	517,138	747,059	767,966	20,907
43010	MISC. CONTRACTED SERVICES	54,500	20,537	115,000	18,000	(97,000)
43100	PROFESSIONAL SERVICES	5,000		2,500	2,500	-
43110	MEDICAL SERVICES	1,000	1,773	1,000	1,000	-
43140	ENGINEER., ARCH. & MAPPING	2,500		2,500	2,500	-
43310	REPAIRS & MAINTENANCE	1,500	1,014	1,500	2,000	500
43320	SERVICE CONTRACTS	6,150	4,943	6,000	6,000	-
43325	TIPPING FEE-CO LANDFILL	2,000		2,000	2,000	-
43330	MAINT & REP.-MACH & EQUIP	4,500	4,333	10,000	8,000	(2,000)
43340	MAINT & REP.-FURN & FIX	1,000	1,237	1,000	1,500	500
43350	MAINT & REP.-AUTO EQUIP.	16,000	1,833	18,000	17,000	(1,000)
43360	MAINT & REP.-BLDGS & GNDS	3,000	5,994	3,000	5,000	2,000
43372	MAINT & REP.-BRIDGES	190,299	190,704	180,000	245,000	65,000
43374	MAINT & REP.-ALLOWABLE	2,978,571	2,782,279	2,700,000	2,250,000	(450,000)
43375	MAINT & REP.-NON-ALLOW.	30,000	3,958	20,000	25,000	5,000
43376	MAINT & REP.-TRAILS			5,000	5,000	-
43600	ADVERTISING	1,500	468	2,000	2,000	-
43710	UNIFORM MAINTENANCE CONT.	8,500	8,556	8,500	10,500	2,000
43720	LAUNDRY & DRY CLEANING	2,000		2,000	2,000	-
43890	STATE FEES AND PERMITS	3,000	98	3,000	500	(2,500)
43891	FEDERAL FEES	1,000		1,000	1,000	-
TOTAL PURCHASED SERVICES		3,312,020	3,027,728	3,084,000	2,606,500	(477,500)

04/14/2015

CITY OF HARRISONBURG, VA
EXPENDITURE BUDGET

FUND - 1000 - GENERAL FUND
FUNCTION - 400 - PUBLIC WORKS
ACTIVITY - 4100 - STREET MAINTENANCE
DEPARTMENT - 410241 - HIGHWAY & STREET MAINT.

ACCOUNT-----	TITLE -----	----- BUDGET	2013-2014 ----- ACTUAL	2014-2015 BUDGET	2015-2016 PROPOSED	NET CHANGE
44200	C.G. - PARTS AND LABOR	150,000	206,692	150,000	165,000	15,000
44302	C.S.-POWER.EQUIP.SUPPLIES	15,000	13,367	15,000	15,000	-
44310	C.G. - FUEL	85,834	105,379	95,000	98,000	3,000
TOTAL INTERNAL SERVICES		250,834	325,439	260,000	278,000	18,000
45110	ELECTRICITY	13,000	16,575	13,000	15,500	2,500
45120	HEATING	9,000	10,147	9,000	10,000	1,000
45130	WATER & SEWER	1,200	3,025	2,500	2,500	-
45210	POSTAGE	400	178	400	400	-
45220	MESSENGER SVS./PACKAGES	100		100	100	-
45230	TELECOMMUNICATIONS	9,000	14,081	14,218	14,318	100
45310	BOILER & MACHINERY INS.	142	129	141	120	(21)
45340	PROPERTY INSURANCE	2,329	1,890	2,269	2,463	194
45350	VEHICLE & EQUIPMENT INS.	36,532	31,182	37,000	35,302	(1,698)
45360	SURETY BONDS	18	17	18	17	(1)
45370	PUB.OFFICIAL LIABILITY IN	7,784	7,104	7,286	6,842	(444)
45380	GENERAL LIABILITY INS.	6,767	6,442	5,540	7,058	1,518
45394	RETIREE H/CARE BENEFIT	6,276	6,275	6,720	11,260	4,540
45410	LEASE/RENT OF EQUIPMENT	30,000	34,662	25,000	25,000	-
45530	TRAINING & TRAVEL	4,500	4,837	6,000	10,800	4,800
45540	EDUCATION	2,500		2,500	2,500	-
45675	TRANSPORTATION SAFETY	3,500	265	3,500	3,500	-
45810	DUES & MEMBERSHIPS	1,800	988	1,800	960	(840)
TOTAL OTHER CHARGES		134,848	137,798	136,992	148,640	11,648
46010	OFFICE SUPPLIES	1,500	1,992	2,000	2,500	500
46070	REPAIR & MAINT. SUPPLIES	5,000	5,342	5,600	6,000	400
46080	POWERED EQUIPMENT FUELS	1,000	336	1,000	1,000	-
46120	BOOKS & SUBSCRIPTIONS	300		500	500	-
46140	OTHER OPERATING SUPPLIES	2,000	5,294	2,000	2,500	500
46170	EMS/MEDICAL SUPPLIES	400		500	500	-
TOTAL MATERIALS & SUPPLIES		10,200	12,964	11,600	13,000	1,400
TOTAL OTHER OPERATING EXPENSES		4,323,198	4,021,067	4,239,651	3,814,106	(425,545)
48106	SIDEWALKS	150,000	92,738	120,000	130,000	10,000
48111	MACHINERY & EQUIPMENT	110,000	56,052		2,000	2,000
48121	FURNITURE & FIXTURES				2,000	2,000
48130	COMMUNICATIONS EQUIPMENT				1,800	1,800
48151	MOTOR VEHICLES & EQUIP.		22,210		310,000	310,000
48181	BUILDINGS & GROUNDS				10,000	10,000

04/14/2015

CITY OF HARRISONBURG, VA
EXPENDITURE BUDGET

FUND - 1000 - GENERAL FUND
FUNCTION - 400 - PUBLIC WORKS
ACTIVITY - 4100 - STREET MAINTENANCE
DEPARTMENT - 410241 - HIGHWAY & STREET MAINT.

ACCOUNT-----	TITLE -----	-----	2013-2014 -----	2014-2015	2015-2016	NET
		BUDGET	ACTUAL	BUDGET	PROPOSED	CHANGE
TOTAL CAP. OUTLAY-REPLACEMENTS		260,000	171,000	120,000	455,800	335,800
48230	COMMUNICATIONS EQUIPMENT	1,500		2,500		(2,500)
48260	STREET RETAINING WALL			75,000		(75,000)
48272	HARDWARE			8,500	2,500	(6,000)
TOTAL CAPITAL OUTLAY-ADDITIONS		1,500		86,000	2,500	(83,500)
TOTAL CAPITAL OUTLAY		261,500	171,000	206,000	458,300	252,300
TOTAL HIGHWAY & STREET MAINT.		6,215,428	5,636,293	6,194,615	6,134,505	(60,110)

04/14/2015

CITY OF HARRISONBURG, VA
EXPENDITURE BUDGET

FUND - 1000 - GENERAL FUND
FUNCTION - 400 - PUBLIC WORKS
ACTIVITY - 4100 - STREET MAINTENANCE
DEPARTMENT - 410441 - STREET LIGHTS

ACCOUNT-----	TITLE -----	-----	2013-2014 -----	2014-2015	2015-2016	NET
		BUDGET	ACTUAL	BUDGET	PROPOSED	CHANGE
45110	ELECTRICITY		162,542			-
45111	STREET LIGHTS	300,000	161,986	300,000	308,000	8,000
45112	ARTERIAL STREET LIGHTS	290,000	227,756	290,000	220,000	(70,000)
45380	GENERAL LIABILITY INS.	778	741	758	714	(44)
TOTAL OTHER CHARGES		590,778	553,025	590,758	528,714	(62,044)
TOTAL OTHER OPERATING EXPENSES		590,778	553,025	590,758	528,714	(62,044)
TOTAL STREET LIGHTS		590,778	553,025	590,758	528,714	(62,044)

04/14/2015

CITY OF HARRISONBURG, VA
EXPENDITURE BUDGET

FUND - 1000 - GENERAL FUND
FUNCTION - 400 - PUBLIC WORKS
ACTIVITY - 4100 - STREET MAINTENANCE
DEPARTMENT - 410541 - SNOW & ICE REMOVAL

ACCOUNT-----	TITLE -----	----- 2013-2014 -----	2014-2015	2015-2016	NET	
		BUDGET	ACTUAL	BUDGET	PROPOSED	CHANGE
41010	SALARIES & WAGES-REG.		216			-
41020	SALARIES & WAGES-O/T	83,674	83,674	50,000	50,000	-
41030	PT SALARIES & WAGES-REG		283			-
41040	PT SALARIES & WAGES-O/T		85			-
TOTAL PERSONAL SERVICES		83,674	84,258	50,000	50,000	-
42010	FICA	3,902	5,973	3,825	3,825	-
42020	RETIREMENT - VRS		18			-
42060	LIFE INSURANCE - VRS		2			-
42110	WORKER'S COMP.	118	2,158	1,150	766	(384)
TOTAL FRINGE BENEFITS		4,020	8,150	4,975	4,591	(384)
43320	SERVICE CONTRACTS	133,324	132,453	58,000	65,000	7,000
43330	MAINT & REP.-MACH & EQUIP	2,000	1,478	2,000	10,000	8,000
43360	MAINT & REP.-BLDGS & GNDS	2,000	122	7,500	7,500	-
43374	MAINT & REP.-ALLOWABLE	2,000	14	2,000	2,000	-
43375	MAINT & REP.-NON-ALLOW.	1,000		2,000	2,000	-
TOTAL PURCHASED SERVICES		140,324	134,067	71,500	86,500	15,000
44200	C.G. - PARTS AND LABOR	35,000	32,662	40,000	40,000	-
44302	C.S.-POWER.EQUIP.SUPPLIES	10,000	19,627	12,000	12,000	-
44310	C.G. - FUEL	18,600	2,012	3,000	20,000	17,000
TOTAL INTERNAL SERVICES		63,600	54,301	55,000	72,000	17,000
45110	ELECTRICITY	4,500	5,413	4,000	4,500	500
45120	HEATING	2,300		2,500	2,500	-
45230	TELECOMMUNICATIONS	1,200	959	1,200	800	(400)
45350	VEHICLE & EQUIPMENT INS.	701	599	640	578	(62)
45380	GENERAL LIABILITY INS.	230	219	370	693	323
TOTAL OTHER CHARGES		8,931	7,189	8,710	9,071	361
46070	REPAIR & MAINT. SUPPLIES	207,888	246,551	15,000	30,000	15,000
46140	OTHER OPERATING SUPPLIES	4,000	2,307	4,000	4,000	-
TOTAL MATERIALS & SUPPLIES		211,888	248,859	19,000	34,000	15,000
TOTAL OTHER OPERATING EXPENSES		428,763	452,567	159,185	206,162	46,977
48111	MACHINERY & EQUIPMENT	25,000		50,000	35,000	(15,000)
TOTAL CAP. OUTLAY-REPLACEMENTS		25,000		50,000	35,000	(15,000)

04/14/2015

CITY OF HARRISONBURG, VA
EXPENDITURE BUDGET

FUND - 1000 - GENERAL FUND
FUNCTION - 400 - PUBLIC WORKS
ACTIVITY - 4100 - STREET MAINTENANCE
DEPARTMENT - 410541 - SNOW & ICE REMOVAL

ACCOUNT-----	TITLE -----	----- BUDGET	2013-2014 ----- ACTUAL	2014-2015 BUDGET	2015-2016 PROPOSED	NET CHANGE
48271	EDP EQUIPMENT		200			-
	TOTAL CAPITAL OUTLAY-ADDITIONS		200			-
	TOTAL CAPITAL OUTLAY	25,000	200	50,000	35,000	(15,000)
	TOTAL SNOW & ICE REMOVAL	537,436	537,025	259,185	291,162	31,977

04/14/2015

CITY OF HARRISONBURG, VA
EXPENDITURE BUDGET

FUND - 1000 - GENERAL FUND
FUNCTION - 400 - PUBLIC WORKS
ACTIVITY - 4100 - STREET MAINTENANCE
DEPARTMENT - 410741 - TRAFFIC ENGINEERING

ACCOUNT-----	TITLE -----	----- 2013-2014 -----	2014-2015	2015-2016	NET	
		BUDGET	ACTUAL	BUDGET	PROPOSED	CHANGE
41010	SALARIES & WAGES-REG.	493,781	467,177	491,729	508,290	16,561
41015	EMPLOYER BENEFIT MATCH	1,872	1,377	1,872		(1,872)
41017	STAND BY PAY	7,831	7,193	7,831	7,831	-
41020	SALARIES & WAGES-O/T	15,300	16,834	17,003	15,827	(1,176)
41027	STANDBY & BLENDED - OT		3,219		3,000	3,000
41030	PT SALARIES & WAGES-REG	8,703		8,703	9,149	446
41050	ANNUAL LEAVE - SEPARATION		445			-
41053	ANNUAL LEAVE - PAYOUT		1,446			-
TOTAL PERSONAL SERVICES		527,487	497,691	527,138	544,097	16,959
42010	FICA	40,353	35,125	40,327	41,624	1,297
42020	RETIREMENT - VRS	62,019	58,411	62,745	64,858	2,113
42050	HOSPITAL INSURANCE	74,892	65,775	84,703	77,692	(7,011)
42060	LIFE INSURANCE - VRS	5,876	5,534	6,491	6,049	(442)
42070	DISABILITY (VLDP)				434	434
42080	DENTAL INSURANCE				1,872	1,872
42110	WORKER'S COMP.	15,617	13,827	15,820	15,851	31
42130	EDUCATION				2,500	2,500
TOTAL FRINGE BENEFITS		198,757	178,673	210,086	210,880	794
43010	MISC. CONTRACTED SERVICES	40,000	26,795	40,000	49,000	9,000
43100	PROFESSIONAL SERVICES	12,000	440	12,000	12,000	-
43110	MEDICAL SERVICES	1,000	354	1,000	1,000	-
43320	SERVICE CONTRACTS	2,500	4,028	2,500	2,500	-
43330	MAINT & REP.-MACH & EQUIP	4,000	1,182	4,000	4,000	-
43350	MAINT & REP.-AUTO EQUIP.	3,000	1,094	3,000	3,000	-
43360	MAINT & REP.-BLDGS & GNDS	1,000	829	1,000	1,000	-
43374	MAINT & REP.-ALLOWABLE	2,500		2,500	2,500	-
43375	MAINT & REP.-NON-ALLOW.	7,500		7,500	7,500	-
43600	ADVERTISING	250	161	250	250	-
43710	UNIFORM MAINTENANCE CONT.	3,900	3,183	3,900	3,900	-
TOTAL PURCHASED SERVICES		77,650	38,065	77,650	86,650	9,000
44200	C.G. - PARTS AND LABOR	25,000	26,395	25,000	25,000	-
44302	C.S.-POWER.EQUIP.SUPPLIES	38,800	890	38,800	8,800	(30,000)
44310	C.G. - FUEL	25,610	21,621	24,000	21,000	(3,000)
TOTAL INTERNAL SERVICES		89,410	48,906	87,800	54,800	(33,000)
45110	ELECTRICITY	26,000	33,547	26,000	34,000	8,000
45120	HEATING	3,000	3,099	3,000	3,000	-
45210	POSTAGE	50	126	50	50	-
45220	MESSENGER SVS./PACKAGES	150	35	150	150	-
45230	TELECOMMUNICATIONS	7,635	4,087	8,000	8,000	-

04/14/2015

CITY OF HARRISONBURG, VA
EXPENDITURE BUDGET

FUND - 1000 - GENERAL FUND
FUNCTION - 400 - PUBLIC WORKS
ACTIVITY - 4100 - STREET MAINTENANCE
DEPARTMENT - 410741 - TRAFFIC ENGINEERING

ACCOUNT-----	TITLE -----	----- 2013-2014 -----	2014-2015	2015-2016	NET	
		BUDGET	ACTUAL	BUDGET	PROPOSED	CHANGE
45340	PROPERTY INSURANCE	177	143	213	215	2
45350	VEHICLE & EQUIPMENT INS.	8,567	7,296	9,045	8,405	(640)
45370	PUB.OFFICIAL LIABILITY IN	2,359	2,153	2,290	2,150	(140)
45380	GENERAL LIABILITY INS.	1,805	1,718	2,013	1,405	(608)
45410	LEASE/RENT OF EQUIPMENT	500	888	500	500	-
45530	TRAINING & TRAVEL	3,500	7,981	3,500	3,500	-
45540	EDUCATION	2,500		3,000	3,000	-
45810	DUES & MEMBERSHIPS	1,000	770	1,200	1,200	-
45850	FREIGHT & DRAYAGE	200		200	200	-
TOTAL OTHER CHARGES		57,443	61,842	59,161	65,775	6,614
46010	OFFICE SUPPLIES	500	447	500	500	-
46070	REPAIR & MAINT. SUPPLIES	181,856	259,069	185,000	185,000	-
46080	POWERED EQUIPMENT FUELS	1,000	1,466	1,000	1,000	-
46140	OTHER OPERATING SUPPLIES	3,500	2,664	3,500	3,500	-
TOTAL MATERIALS & SUPPLIES		186,856	263,646	190,000	190,000	-
TOTAL OTHER OPERATING EXPENSES		610,116	591,131	624,697	608,105	(16,592)
48111	MACHINERY & EQUIPMENT	541,860	203,200	37,500	92,000	54,500
TOTAL CAP. OUTLAY-REPLACEMENTS		541,860	203,200	37,500	92,000	54,500
48272	HARDWARE			6,000	5,000	(1,000)
TOTAL CAPITAL OUTLAY-ADDITIONS				6,000	5,000	(1,000)
TOTAL CAPITAL OUTLAY		541,860	203,200	43,500	97,000	53,500
TOTAL TRAFFIC ENGINEERING		1,679,463	1,292,021	1,195,335	1,249,202	53,867

04/14/2015

CITY OF HARRISONBURG, VA
EXPENDITURE BUDGET

FUND - 1000 - GENERAL FUND
FUNCTION - 400 - PUBLIC WORKS
ACTIVITY - 4100 - STREET MAINTENANCE
DEPARTMENT - 410841 - HIWAY/ST. BEAUTIFICATION

ACCOUNT-----	TITLE -----	----- 2013-2014 -----	2014-2015	2015-2016	NET	
		BUDGET	ACTUAL	BUDGET	PROPOSED	CHANGE
41010	SALARIES & WAGES-REG.	123,627	104,069	118,872	128,086	9,214
41015	EMPLOYER BENEFIT MATCH	624	468	624		(624)
41020	SALARIES & WAGES-O/T	1,918	1,114	1,880	1,847	(33)
41030	PT SALARIES & WAGES-REG	11,220	9,419	16,177	18,400	2,223
41040	PT SALARIES & WAGES-O/T		242			-
41050	ANNUAL LEAVE - SEPARATION		196			-
TOTAL PERSONAL SERVICES		137,389	115,508	137,553	148,333	10,780
42010	FICA	10,510	8,250	10,523	11,348	825
42020	RETIREMENT - VRS	15,528	12,989	15,168	16,344	1,176
42050	HOSPITAL INSURANCE	32,984	12,171	37,305	17,052	(20,253)
42060	LIFE INSURANCE - VRS	1,472	1,231	1,569	1,524	(45)
42070	DISABILITY (VLDP)				203	203
42080	DENTAL INSURANCE				624	624
42110	WORKER'S COMP.	2,466	2,390	2,134	2,671	537
TOTAL FRINGE BENEFITS		62,960	37,030	66,699	49,766	(16,933)
43010	MISC. CONTRACTED SERVICES	22,331	15,920	25,000	25,000	-
43100	PROFESSIONAL SERVICES	1,000		1,000	1,000	-
43110	MEDICAL SERVICES	250	127	250	250	-
43320	SERVICE CONTRACTS	13,000	8,860	13,000	13,000	-
43330	MAINT & REP.-MACH & EQUIP	1,000	1,457	1,000	3,000	2,000
43350	MAINT & REP.-AUTO EQUIP.	2,000	604	2,000	2,000	-
43374	MAINT & REP.-ALLOWABLE	5,500	5,099	5,500	5,500	-
43710	UNIFORM MAINTENANCE CONT.	1,300	936	1,300	1,300	-
TOTAL PURCHASED SERVICES		46,381	33,001	49,050	51,050	2,000
44200	C.G. - PARTS AND LABOR	20,000	21,258	20,000	22,000	2,000
44302	C.S.-POWER.EQUIP.SUPPLIES	5,500	6,043	5,500	5,500	-
44310	C.G. - FUEL	14,449	15,243	15,000	15,000	-
TOTAL INTERNAL SERVICES		39,949	42,544	40,500	42,500	2,000
45230	TELECOMMUNICATIONS	900	993	1,000	1,000	-
45350	VEHICLE & EQUIPMENT INS.	2,969	2,541	2,857	2,583	(274)
45370	PUB.OFFICIAL LIABILITY IN	944	861	625	782	157
45380	GENERAL LIABILITY INS.	335	319	332	315	(17)
45410	LEASE/RENT OF EQUIPMENT	1,000	888	1,000	1,000	-
45530	TRAINING & TRAVEL	300	448	600	600	-
45540	EDUCATION	250		500	500	-
45860	LITTER CONTROL	12,040		2,000	2,000	-
TOTAL OTHER CHARGES		18,738	6,050	8,914	8,780	(134)

04/14/2015

CITY OF HARRISONBURG, VA
EXPENDITURE BUDGET

FUND - 1000 - GENERAL FUND
FUNCTION - 400 - PUBLIC WORKS
ACTIVITY - 4100 - STREET MAINTENANCE
DEPARTMENT - 410841 - HIWAY/ST. BEAUTIFICATION

ACCOUNT-----	TITLE -----	----- 2013-2014 -----	2014-2015	2015-2016	NET	
		BUDGET	ACTUAL	BUDGET	PROPOSED	CHANGE
46010	OFFICE SUPPLIES	400	298	400	400	-
46070	REPAIR & MAINT. SUPPLIES	7,000	7,936	7,000	7,000	-
46080	POWERED EQUIPMENT FUELS	200		200	200	-
46140	OTHER OPERATING SUPPLIES	1,500	1,446	1,500	1,500	-
TOTAL MATERIALS & SUPPLIES		9,100	9,680	9,100	9,100	-
TOTAL OTHER OPERATING EXPENSES		177,128	128,305	174,263	161,196	(13,067)
48111	MACHINERY & EQUIPMENT				25,000	25,000
48151	MOTOR VEHICLES & EQUIP.			25,000		(25,000)
TOTAL CAP. OUTLAY-REPLACEMENTS				25,000	25,000	-
48272	HARDWARE			3,500	3,500	-
TOTAL CAPITAL OUTLAY-ADDITIONS				3,500	3,500	-
TOTAL CAPITAL OUTLAY				28,500	28,500	-
TOTAL HIWAY/ST. BEAUTIFICATION		314,517	243,813	340,316	338,029	(2,287)

04/14/2015

CITY OF HARRISONBURG, VA
EXPENDITURE BUDGET

FUND - 1000 - GENERAL FUND
FUNCTION - 400 - PUBLIC WORKS
ACTIVITY - 4200 - SANITATION-WASTE REMOVAL
DEPARTMENT - 420241 - STREET & ROAD CLEANING

ACCOUNT-----	TITLE -----	----- 2013-2014 -----	2014-2015	2015-2016	NET	
		BUDGET	ACTUAL	BUDGET	PROPOSED	CHANGE
41010	SALARIES & WAGES-REG.	206,601	202,449	206,066	220,209	14,143
41015	EMPLOYER BENEFIT MATCH	936	716	936		(936)
41017	STAND BY PAY	2,579	1,238	2,579	1,355	(1,224)
41020	SALARIES & WAGES-O/T	7,988	953	10,410	3,176	(7,234)
41027	STANDBY & BLENDED - OT	2,040	501		1,000	1,000
41050	ANNUAL LEAVE - SEPARATION		2,262			-
41051	SICK LEAVE - SEPARATION		1,967			-
TOTAL PERSONAL SERVICES		220,144	210,086	219,991	225,740	5,749
42010	FICA	16,841	14,795	16,830	17,270	440
42020	RETIREMENT - VRS	25,950	25,301	26,294	28,099	1,805
42050	HOSPITAL INSURANCE	45,625	27,692	51,602	37,452	(14,150)
42060	LIFE INSURANCE - VRS	2,459	2,397	2,720	2,620	(100)
42070	DISABILITY (VLDP)				171	171
42080	DENTAL INSURANCE				936	936
42110	WORKER'S COMP.	9,996	9,148	10,401	9,189	(1,212)
TOTAL FRINGE BENEFITS		100,871	79,333	107,847	95,737	(12,110)
43100	PROFESSIONAL SERVICES	500				-
43110	MEDICAL SERVICES		150	500	500	-
43320	SERVICE CONTRACTS	2,700	4,510	2,700	4,000	1,300
43325	TIPPING FEE-CO LANDFILL				34,800	34,800
43326	TIPPING FEE-STEAM PLANT	45,503	40,699	45,000		(45,000)
43330	MAINT & REP.-MACH & EQUIP	1,500	495	1,500	1,500	-
43350	MAINT & REP.-AUTO EQUIP.	500		500	500	-
43360	MAINT & REP.-BLDGS & GNDS	1,000	600	1,000	1,000	-
43374	MAINT & REP.-ALLOWABLE	3,000	1,238	3,000	3,000	-
43375	MAINT & REP.-NON-ALLOW.	500		500	500	-
43600	ADVERTISING	1,000	220	1,000	1,000	-
43710	UNIFORM MAINTENANCE CONT.	1,800	1,370	1,800	1,800	-
TOTAL PURCHASED SERVICES		58,003	49,281	57,500	48,600	(8,900)
44200	C.G. - PARTS AND LABOR	37,000	32,818	45,000	45,000	-
44302	C.S.-POWER.EQUIP.SUPPLIES	12,000	7,762	12,000	12,000	-
44310	C.G. - FUEL	24,201	20,839	25,000	25,000	-
TOTAL INTERNAL SERVICES		73,201	61,419	82,000	82,000	-
45120	HEATING	1,500	3,926	1,700	3,000	1,300
45130	WATER & SEWER	1,000	637	1,000	1,000	-
45230	TELECOMMUNICATIONS	600		800	800	-
45350	VEHICLE & EQUIPMENT INS.	3,314	2,828	2,690	2,992	302
45370	PUB.OFFICIAL LIABILITY IN	1,415	1,292	1,249	1,759	510
45380	GENERAL LIABILITY INS.	582	554	623	537	(86)

04/14/2015

CITY OF HARRISONBURG, VA
EXPENDITURE BUDGET

FUND - 1000 - GENERAL FUND
FUNCTION - 400 - PUBLIC WORKS
ACTIVITY - 4200 - SANITATION-WASTE REMOVAL
DEPARTMENT - 420241 - STREET & ROAD CLEANING

ACCOUNT-----	TITLE -----	-----	2013-2014 -----	2014-2015	2015-2016	NET
		BUDGET	ACTUAL	BUDGET	PROPOSED	CHANGE
45410	LEASE/RENT OF EQUIPMENT	1,500	888	1,500	1,500	-
45530	TRAINING & TRAVEL	300	238	500	600	100
45540	EDUCATION	300		500	500	-
TOTAL OTHER CHARGES		10,511	10,362	10,562	12,688	2,126
46010	OFFICE SUPPLIES	250	255	250	250	-
46070	REPAIR & MAINT. SUPPLIES	3,500	2,326	2,500	2,500	-
46080	POWERED EQUIPMENT FUELS	300		300	300	-
46140	OTHER OPERATING SUPPLIES	3,000	3,042	2,500	3,000	500
TOTAL MATERIALS & SUPPLIES		7,050	5,623	5,550	6,050	500
TOTAL OTHER OPERATING EXPENSES		249,636	206,018	263,459	245,075	(18,384)
48272	HARDWARE			3,500	3,500	-
TOTAL CAPITAL OUTLAY-ADDITIONS				3,500	3,500	-
TOTAL CAPITAL OUTLAY				3,500	3,500	-
TOTAL STREET & ROAD CLEANING		469,780	416,104	486,950	474,315	(12,635)

04/14/2015

CITY OF HARRISONBURG, VA
EXPENDITURE BUDGET

FUND - 1000 - GENERAL FUND
FUNCTION - 400 - PUBLIC WORKS
ACTIVITY - 4200 - SANITATION-WASTE REMOVAL
DEPARTMENT - 420341 - REFUSE COLLECTION

ACCOUNT-----	TITLE -----	----- 2013-2014 -----	2014-2015	2015-2016	NET	
		BUDGET	ACTUAL	BUDGET	PROPOSED	CHANGE
41010	SALARIES & WAGES-REG.	336,788	326,007			-
41015	EMPLOYER BENEFIT MATCH	1,404	1,313			-
41020	SALARIES & WAGES-O/T	4,243	1,856			-
41030	PT SALARIES & WAGES-REG	15,300	23,601			-
41050	ANNUAL LEAVE - SEPARATION	10,000	7,831			-
41051	SICK LEAVE - SEPARATION	16,000	10,000			-
TOTAL PERSONAL SERVICES		383,735	370,608			-
42010	FICA	29,355	26,142			-
42020	RETIREMENT - VRS	42,301	40,416			-
42050	HOSPITAL INSURANCE	56,311	52,210			-
42060	LIFE INSURANCE - VRS	4,008	3,829			-
42110	WORKER'S COMP.	15,909	15,364			-
42130	EDUCATION	1,000				-
TOTAL FRINGE BENEFITS		148,884	137,962			-
43010	MISC. CONTRACTED SERVICES	7,500	12,765			-
43100	PROFESSIONAL SERVICES	5,000				-
43110	MEDICAL SERVICES	2,000	290			-
43320	SERVICE CONTRACTS	2,500	6,044			-
43325	TIPPING FEE-CO LANDFILL	98,500	74,116			-
43326	TIPPING FEE-STEAM PLANT	404,500	547,603			-
43360	MAINT & REP.-BLDGS & GNDS	1,500	539			-
43600	ADVERTISING	2,500	1,788			-
43710	UNIFORM MAINTENANCE CONT.	4,400	4,749			-
TOTAL PURCHASED SERVICES		528,400	647,894			-
44200	C.G. - PARTS AND LABOR	85,000	74,867			-
44302	C.S.-POWER.EQUIP.SUPPLIES		3,167			-
44310	C.G. - FUEL	70,920	68,469			-
TOTAL INTERNAL SERVICES		155,920	146,503			-
45110	ELECTRICITY	5,000	5,672			-
45120	HEATING	1,500	1,503			-
45130	WATER & SEWER	300	666			-
45210	POSTAGE	500	165			-
45230	TELECOMMUNICATIONS	1,000				-
45350	VEHICLE & EQUIPMENT INS.	13,154	11,200			-
45370	PUB.OFFICIAL LIABILITY IN	2,595	2,368			-
45380	GENERAL LIABILITY INS.	1,093	1,599			-
45394	RETIREE H'CARE BENEFIT		2,310			-
45410	LEASE/RENT OF EQUIPMENT	1,500	905			-
45530	TRAINING & TRAVEL	1,000	1,348			-

04/14/2015

CITY OF HARRISONBURG, VA
EXPENDITURE BUDGET

FUND - 1000 - GENERAL FUND
FUNCTION - 400 - PUBLIC WORKS
ACTIVITY - 4200 - SANITATION-WASTE REMOVAL
DEPARTMENT - 420341 - REFUSE COLLECTION

ACCOUNT-----	TITLE -----	----- BUDGET	2013-2014 ----- ACTUAL	2014-2015 BUDGET	2015-2016 PROPOSED	NET CHANGE
TOTAL OTHER CHARGES		27,642	27,736			-
46010	OFFICE SUPPLIES	1,000	464			-
46070	REPAIR & MAINT. SUPPLIES	1,000	472			-
46080	POWERED EQUIPMENT FUELS	200				-
46140	OTHER OPERATING SUPPLIES	5,000	4,791			-
TOTAL MATERIALS & SUPPLIES		7,200	5,727			-
TOTAL OTHER OPERATING EXPENSES		868,046	965,821			-
48111	MACHINERY & EQUIPMENT	300,000				-
TOTAL CAP. OUTLAY-REPLACEMENTS		300,000				-
TOTAL CAPITAL OUTLAY		300,000				-
TOTAL REFUSE COLLECTION		1,551,781	1,336,429			-

04/14/2015

CITY OF HARRISONBURG, VA
EXPENDITURE BUDGET

FUND - 1000 - GENERAL FUND
FUNCTION - 400 - PUBLIC WORKS
ACTIVITY - 4200 - SANITATION-WASTE REMOVAL
DEPARTMENT - 420441 - CITY LANDFILL

ACCOUNT-----	TITLE -----	----- 2013-2014 -----	2014-2015	2015-2016	NET	
		BUDGET	ACTUAL	BUDGET	PROPOSED	CHANGE
41010	SALARIES & WAGES-REG.	38,783	37,836			-
41015	EMPLOYER BENEFIT MATCH	156	150			-
41020	SALARIES & WAGES-O/T	1,020	724			-
41030	PT SALARIES & WAGES-REG	17,314	18,527			-
41040	PT SALARIES & WAGES-O/T		167			-
TOTAL PERSONAL SERVICES		57,273	57,403			-
42010	FICA	4,381	4,258			-
42020	RETIREMENT - VRS	4,872	4,681			-
42050	HOSPITAL INSURANCE	3,395	3,296			-
42060	LIFE INSURANCE - VRS	462	443			-
42110	WORKER'S COMP.	1,907	2,537			-
TOTAL FRINGE BENEFITS		15,017	15,215			-
43100	PROFESSIONAL SERVICES	5,000	9,549			-
43140	ENGINEER., ARCH. & MAPPING	8,000	4,319			-
43320	SERVICE CONTRACTS	1,500	840			-
43360	MAINT & REP.-BLDGS & GNDS	14,000	7,166			-
43710	UNIFORM MAINTENANCE CONT.	300	411			-
43890	STATE FEES AND PERMITS	4,000	1,055			-
TOTAL PURCHASED SERVICESS		32,800	23,339			-
44200	C.G. - PARTS AND LABOR	1,000	665			-
44302	C.S.-POWER.EQUIP.SUPPLIES	500	816			-
TOTAL INTERNAL SERVICES		1,500	1,480			-
45110	ELECTRICITY	3,000	1,861			-
45210	POSTAGE	1,200	15			-
45230	TELECOMMUNICATIONS	250				-
45340	PROPERTY INSURANCE	117	95			-
45350	VEHICLE & EQUIPMENT INS.	20	18			-
45370	PUB.OFFICIAL LIABILITY IN	272	431			-
45380	GENERAL LIABILITY INS.	144	137			-
45410	LEASE/RENT OF EQUIPMENT		98			-
45530	TRAINING & TRAVEL	500	495			-
TOTAL OTHER CHARGES		5,503	3,150			-
46010	OFFICE SUPPLIES	750	43			-
46070	REPAIR & MAINT. SUPPLIES	3,000	464			-
46140	OTHER OPERATING SUPPLIES	1,000				-
TOTAL MATERIALS & SUPPLIES		4,750	507			-

04/14/2015

CITY OF HARRISONBURG, VA
EXPENDITURE BUDGET

FUND - 1000 - GENERAL FUND
FUNCTION - 400 - PUBLIC WORKS
ACTIVITY - 4200 - SANITATION-WASTE REMOVAL
DEPARTMENT - 420441 - CITY LANDFILL

ACCOUNT-----	TITLE -----	----- BUDGET	2013-2014 ----- ACTUAL	2014-2015 BUDGET	2015-2016 PROPOSED	NET CHANGE
	TOTAL OTHER OPERATING EXPENSES	59,570	43,691			-
	TOTAL CITY LANDFILL	116,843	101,094			-

04/14/2015

CITY OF HARRISONBURG, VA
EXPENDITURE BUDGET

FUND - 1000 - GENERAL FUND
FUNCTION - 400 - PUBLIC WORKS
ACTIVITY - 4200 - SANITATION-WASTE REMOVAL
DEPARTMENT - 420541 - RECYCLING

ACCOUNT-----	TITLE -----	----- 2013-2014 -----	2014-2015	2015-2016	NET	
		BUDGET	ACTUAL	BUDGET	PROPOSED	CHANGE
41010	SALARIES & WAGES-REG.	404,745	355,807			-
41015	EMPLOYER BENEFIT MATCH	2,652	1,458			-
41020	SALARIES & WAGES-O/T	6,120	882			-
41050	ANNUAL LEAVE - SEPARATION	7,500				-
41051	SICK LEAVE - SEPARATION	7,500				-
TOTAL PERSONAL SERVICES		428,517	358,147			-
42010	FICA	32,782	23,961			-
42020	RETIREMENT - VRS	50,836	44,553			-
42050	HOSPITAL INSURANCE	92,468	77,444			-
42060	LIFE INSURANCE - VRS	4,817	4,221			-
42110	WORKER'S COMP.	14,624	13,187			-
42130	EDUCATION	1,000				-
TOTAL FRINGE BENEFITS		196,527	163,365			-
43010	MISC. CONTRACTED SERVICES	20,000	16,097			-
43100	PROFESSIONAL SERVICES	175,000	95,792			-
43110	MEDICAL SERVICES	2,500	327			-
43320	SERVICE CONTRACTS	20,000	7,436			-
43326	TIPPING FEE-STEAM PLANT	6,000				-
43330	MAINT & REP.-MACH & EQUIP	8,000	7,305			-
43350	MAINT & REP.-AUTO EQUIP.	2,500	1,340			-
43360	MAINT & REP.-BLDGS & GNDS	9,000	5,716			-
43600	ADVERTISING	2,000	2,101			-
43710	UNIFORM MAINTENANCE CONT.	5,100	730			-
TOTAL PURCHASED SERVICES		250,100	136,844			-
44200	C.G. - PARTS AND LABOR	40,000	14,628			-
44302	C.S.-POWER.EQUIP.SUPPLIES	5,500	5,015			-
44310	C.G. - FUEL	26,782	37,034			-
TOTAL INTERNAL SERVICES		72,282	56,677			-
45110	ELECTRICITY	8,500	8,343			-
45120	HEATING	2,000	1,749			-
45130	WATER & SEWER	1,500	537			-
45230	TELECOMMUNICATIONS	3,000	1,227			-
45340	PROPERTY INSURANCE	540	437			-
45350	VEHICLE & EQUIPMENT INS.	5,625	4,849			-
45370	PUB.OFFICIAL LIABILITY IN	2,595	2,368			-
45380	GENERAL LIABILITY INS.	985	1,497			-
45410	LEASE/RENT OF EQUIPMENT	1,500	1,779			-
45530	TRAINING & TRAVEL	1,500	1,500			-

04/14/2015

CITY OF HARRISONBURG, VA
EXPENDITURE BUDGET

FUND - 1000 - GENERAL FUND
FUNCTION - 400 - PUBLIC WORKS
ACTIVITY - 4200 - SANITATION-WASTE REMOVAL
DEPARTMENT - 420541 - RECYCLING

ACCOUNT-----	TITLE -----	-----	2013-2014 -----	2014-2015	2015-2016	NET
		BUDGET	ACTUAL	BUDGET	PROPOSED	CHANGE
TOTAL OTHER CHARGES		27,745	24,286			-
46010	OFFICE SUPPLIES	1,000	573			-
46070	REPAIR & MAINT. SUPPLIES	4,500	2,907			-
46080	POWERED EQUIPMENT FUELS	1,000	1,033			-
46090	POWERED EQUIPMENT SUPPLY	4,500	4,000			-
46140	OTHER OPERATING SUPPLIES	10,000	12,161			-
TOTAL MATERIALS & SUPPLIES		21,000	20,675			-
TOTAL OTHER OPERATING EXPENSES		567,654	401,846			-
48111	MACHINERY & EQUIPMENT	140,000				-
TOTAL CAP. OUTLAY-REPLACEMENTS		140,000				-
TOTAL CAPITAL OUTLAY		140,000				-
TOTAL RECYCLING		1,136,171	759,993			-

04/14/2015

CITY OF HARRISONBURG, VA
EXPENDITURE BUDGET

FUND - 1000 - GENERAL FUND
FUNCTION - 400 - PUBLIC WORKS
ACTIVITY - 4200 - SANITATION-WASTE REMOVAL
DEPARTMENT - 420641 - INSECT & RODENT CONTROL

ACCOUNT-----	TITLE -----	----- 2013-2014 -----	2014-2015	2015-2016	NET	
		BUDGET	ACTUAL	BUDGET	PROPOSED	CHANGE
41030	PT SALARIES & WAGES-REG	15,766	2,130	15,456	15,456	-
41040	PT SALARIES & WAGES-O/T		15			-
TOTAL PERSONAL SERVICES		15,766	2,145	15,456	15,456	-
42010	FICA	1,206	164	1,182	1,182	-
42110	WORKER'S COMP.	83	163	59		(59)
TOTAL FRINGE BENEFITS		1,289	1	1,241	1,182	(59)
43010	MISC. CONTRACTED SERVICES	6,036		15,765	15,765	-
TOTAL PURCHASED SERVICES		6,036		15,765	15,765	-
44310	C.G. - FUEL	2,325		2,325		(2,325)
TOTAL INTERNAL SERVICES		2,325		2,325		(2,325)
45410	LEASE/RENT OF EQUIPMENT	1,000		1,000	1,000	-
TOTAL OTHER CHARGES		1,000		1,000	1,000	-
46070	REPAIR & MAINT. SUPPLIES			2,000	2,000	-
46080	POWERED EQUIPMENT FUELS	2,000				-
46140	OTHER OPERATING SUPPLIES	2,500	1,189	2,500	2,500	-
TOTAL MATERIALS & SUPPLIES		4,500	1,189	4,500	4,500	-
TOTAL OTHER OPERATING EXPENSES		15,150	1,190	24,831	22,447	(2,384)
TOTAL INSECT & RODENT CONTROL		30,916	3,335	40,287	37,903	(2,384)

04/14/2015

CITY OF HARRISONBURG, VA
EXPENDITURE BUDGET

FUND - 1000 - GENERAL FUND
FUNCTION - 400 - PUBLIC WORKS
ACTIVITY - 4200 - SANITATION-WASTE REMOVAL
DEPARTMENT - 420741 - COUNTY LANDFILL

ACCOUNT-----	TITLE -----	-----	2013-2014 -----	2014-2015	2015-2016	NET
		BUDGET	ACTUAL	BUDGET	PROPOSED	CHANGE
43325	TIPPING FEE-CO LANDFILL	1,235,700	1,231,452			-
TOTAL PURCHASED SERVICESS		1,235,700	1,231,452			-
TOTAL OTHER OPERATING EXPENSES		1,235,700	1,231,452			-
TOTAL COUNTY LANDFILL		1,235,700	1,231,452			-

04/14/2015

CITY OF HARRISONBURG, VA
EXPENDITURE BUDGET

FUND - 1000 - GENERAL FUND
FUNCTION - 400 - PUBLIC WORKS
ACTIVITY - 4300 - MAINT. OF GENERAL BLDGS.
DEPARTMENT - 430221 - GENERAL PROPERTIES

ACCOUNT-----	TITLE -----	----- 2013-2014 -----	----- 2014-2015 -----	2015-2016	NET
		BUDGET	ACTUAL	PROPOSED	CHANGE
41010	SALARIES & WAGES-REG.	30,997	31,192	30,992	-
41015	EMPLOYER BENEFIT MATCH	156	156		(156)
41050	ANNUAL LEAVE - SEPARATION			5,722	5,722
41051	SICK LEAVE - SEPARATION			4,500	4,500
TOTAL PERSONAL SERVICES		31,153	31,348	41,214	10,066
42010	FICA	2,383	2,110	3,153	770
42020	RETIREMENT - VRS	3,894	3,893	3,955	-
42050	HOSPITAL INSURANCE	7,443	7,524	8,419	1,010
42060	LIFE INSURANCE - VRS	369	369	409	369
42080	DENTAL INSURANCE			156	156
42110	WORKER'S COMP.	582	574	795	154
TOTAL FRINGE BENEFITS		14,671	14,470	17,857	2,050
43100	PROFESSIONAL SERVICES	3,000	10,441	3,000	-
43320	SERVICE CONTRACTS	63,682	57,996	64,186	(2,475)
43330	MAINT & REP.-MACH & EQUIP	14,500	7,623	14,500	(3,500)
43360	MAINT & REP.-BLDGS & GNDS	15,000	6,492	15,000	(10,000)
43362	MAINT & REP.-409 S. MAIN	10,242	8,366	4,000	8,000
43364	MAINT & REP.-212 S. MAIN	3,500	764	3,500	3,500
43365	MAINT & REP.-317 S. MAIN	2,500	9,051	2,500	8,000
43720	LAUNDRY & DRY CLEANING	3,300	3,313	4,020	(4,020)
43890	STATE FEES AND PERMITS	80		80	-
TOTAL PURCHASED SERVICESS		115,804	104,045	110,786	(10,495)
44300	CENTRAL STORES	3,200	2,819	3,200	-
TOTAL INTERNAL SERVICES		3,200	2,819	3,200	-
45110	ELECTRICITY	33,000	33,891	35,000	13,000
45114	ELECTRICITY-409 S. MAIN	17,500	16,232	18,000	40,000
45116	ELECTRICITY-212 S. MAIN	6,000	10,814	11,000	10,000
45117	ELECTRICITY-317 S. MAIN	2,500	2,456	1,500	6,000
45120	HEATING	18,000	22,603	18,000	10,000
45122	HEATING-409 S. MAIN	5,000	6,715	5,000	20,000
45126	HEATING-212 S. MAIN	500	3,082	2,900	2,900
45127	HEATING-317 S. MAIN	1,000	3,277	2,400	4,000
45130	WATER & SEWER	7,400	7,668	7,560	8,400
45210	POSTAGE	1,080	1,140	1,140	1,250
45230	TELECOMMUNICATIONS	2,040	2,252	2,226	3,588
45310	BOILER & MACHINERY INS.	1,506	1,368	1,503	2,901
45340	PROPERTY INSURANCE	6,147	4,976	7,620	19,217
45370	PUB.OFFICIAL LIABILITY IN	236	215	208	195
45380	GENERAL LIABILITY INS.	401	382	501	349

04/14/2015

CITY OF HARRISONBURG, VA
EXPENDITURE BUDGET

FUND - 1000 - GENERAL FUND
FUNCTION - 400 - PUBLIC WORKS
ACTIVITY - 4300 - MAINT. OF GENERAL BLDGS.
DEPARTMENT - 430221 - GENERAL PROPERTIES

ACCOUNT-----	TITLE -----	----- BUDGET	2013-2014 ----- ACTUAL	2014-2015 BUDGET	2015-2016 PROPOSED	NET CHANGE
TOTAL OTHER CHARGES		102,310	117,070	114,558	141,800	27,242
46070	REPAIR & MAINT. SUPPLIES	200		200	200	-
46110	UNIFORMS	290	319	290	290	-
46140	OTHER OPERATING SUPPLIES	1,480	68	1,480	1,480	-
TOTAL MATERIALS & SUPPLIES		1,970	387	1,970	1,970	-
TOTAL OTHER OPERATING EXPENSES		237,955	238,791	246,321	265,118	18,797
48111	MACHINERY & EQUIPMENT	6,000	638	5,000	2,500	(2,500)
48121	FURNITURE & FIXTURES	2,500				-
48181	BUILDINGS & GROUNDS	57,600	17,600	10,000	5,000	(5,000)
TOTAL CAP. OUTLAY-REPLACEMENTS		66,100	18,238	15,000	7,500	(7,500)
48237	RAWLEY SPRINGS PROPERTY	52,800	17,161	10,000	5,000	(5,000)
48281	BUILDINGS & GROUNDS	5,000		5,000	5,000	-
TOTAL CAPITAL OUTLAY-ADDITIONS		57,800	17,161	15,000	10,000	(5,000)
TOTAL CAPITAL OUTLAY		123,900	35,399	30,000	17,500	(12,500)
TOTAL GENERAL PROPERTIES		393,008	305,538	307,469	323,832	16,363

04/14/2015

CITY OF HARRISONBURG, VA
EXPENDITURE BUDGET

FUND - 1000 - GENERAL FUND
FUNCTION - 500 - HEALTH & WELFARE
ACTIVITY - 5100 - HEALTH
DEPARTMENT - 510111 - LOCAL HEALTH DEPT.

ACCOUNT-----	TITLE -----	-----	2013-2014 -----	2014-2015	2015-2016	NET
		BUDGET	ACTUAL	BUDGET	PROPOSED	CHANGE
45610	STATE HEALTH DEPARTMENT	394,234	394,234	403,851	430,466	26,615
TOTAL OTHER CHARGES		394,234	394,234	403,851	430,466	26,615
TOTAL OTHER OPERATING EXPENSES		394,234	394,234	403,851	430,466	26,615
TOTAL LOCAL HEALTH DEPT.		394,234	394,234	403,851	430,466	26,615

04/14/2015

CITY OF HARRISONBURG, VA
EXPENDITURE BUDGET

FUND - 1000 - GENERAL FUND
FUNCTION - 500 - HEALTH & WELFARE
ACTIVITY - 5200 - MENTAL HEALTH & RETARD.
DEPARTMENT - 520511 - COMM. SERVICES BOARD

ACCOUNT-----	TITLE -----	-----	2013-2014 -----	2014-2015	2015-2016	NET
		BUDGET	ACTUAL	BUDGET	PROPOSED	CHANGE
45620	COMM. SVS. BOARD(CHAP.10)	396,507	396,507	463,682	655,100	191,418
TOTAL OTHER CHARGES		396,507	396,507	463,682	655,100	191,418
TOTAL OTHER OPERATING EXPENSES		396,507	396,507	463,682	655,100	191,418
TOTAL COMM. SERVICES BOARD		396,507	396,507	463,682	655,100	191,418

04/14/2015

CITY OF HARRISONBURG, VA
EXPENDITURE BUDGET

FUND - 1000 - GENERAL FUND
FUNCTION - 500 - HEALTH & WELFARE
ACTIVITY - 5300 - WELFARE/SOCIAL SERVICES
DEPARTMENT - 530611 - TAX RELF ELDRLY/DSAB VETS

ACCOUNT-----	TITLE -----	-----	2013-2014 -----	2014-2015	2015-2016	NET
		BUDGET	ACTUAL	BUDGET	PROPOSED	CHANGE
45740	TAX RELIEF FOR THE ELDER.	90,000	81,265	88,000	95,000	7,000
45742	TAX RELIEF FOR DISAB VETS	10,000	8,985	12,000	15,000	3,000
TOTAL OTHER CHARGES		100,000	90,250	100,000	110,000	10,000
TOTAL OTHER OPERATING EXPENSES		100,000	90,250	100,000	110,000	10,000
TOTAL TAX RELF ELDRLY/DSAB VETS		100,000	90,250	100,000	110,000	10,000

04/14/2015

CITY OF HARRISONBURG, VA
EXPENDITURE BUDGET

FUND - 1000 - GENERAL FUND
FUNCTION - 700 - PARKS, REC. & CULTURAL
ACTIVITY - 7100 - PARKS & RECREATION
DEPARTMENT - 710171 - P & R ADMINISTRATION

ACCOUNT-----	TITLE -----	----- 2013-2014 -----	----- 2014-2015 -----	2015-2016	NET
		BUDGET	ACTUAL	PROPOSED	CHANGE
41010	SALARIES & WAGES-REG.	348,304	333,507	371,987	26,041
41015	EMPLOYER BENEFIT MATCH	1,092	990	1,092	(1,092)
41030	PT SALARIES & WAGES-REG	35,452	14,161	39,879	4,426
41040	PT SALARIES & WAGES-O/T		23		-
41050	ANNUAL LEAVE - SEPARATION		118	18,225	18,225
41051	SICK LEAVE - SEPARATION			10,000	10,000
TOTAL PERSONAL SERVICES		384,848	348,798	440,091	57,600
42010	FICA	29,441	24,417	33,667	4,406
42020	RETIREMENT - VRS	43,747	41,700	47,466	3,323
42050	HOSPITAL INSURANCE	46,653	47,161	63,397	(1,203)
42060	LIFE INSURANCE - VRS	4,145	3,951	4,427	(139)
42080	DENTAL INSURANCE			1,092	1,092
42090	UNEMPLOYMENT	2,000		2,000	-
42110	WORKER'S COMP.	4,933	5,435	5,127	(52)
TOTAL FRINGE BENEFITS		130,919	122,664	157,176	7,427
43100	PROFESSIONAL SERVICES	17,210	11,497	18,862	-
43110	MEDICAL SERVICES	3,866	5,197	3,866	-
43165	CREDIT CARD SERVICE FEES	7,500	8,231	8,500	1,500
43310	REPAIRS & MAINTENANCE	800	88	800	-
43320	SERVICE CONTRACTS	114,285	101,219	114,285	-
43330	MAINT & REP.-MACH & EQUIP	4,000	622	4,000	-
43360	MAINT & REP.-BLDGS & GNDS	5,000	949	5,000	-
43600	ADVERTISING	28,500	32,844	28,500	-
43860	ROCKINGHAM COUNTY	663	741	780	30
TOTAL PURCHASED SERVICES		181,824	161,388	186,093	1,530
44200	C.G. - PARTS AND LABOR	48,000	45,546	55,000	-
44300	CENTRAL STORES	10,500	5,709	10,500	-
44310	C.G. - FUEL	53,083	47,728	56,000	(6,000)
TOTAL INTERNAL SERVICES		111,583	98,983	121,500	(6,000)
45110	ELECTRICITY	1,800	1,931	2,000	80
45210	POSTAGE	1,995	873	1,995	-
45230	TELECOMMUNICATIONS	1,750	1,404	1,750	600
45300	PREVENT MAINTENANCE INSUR	683		650	110
45310	BOILER & MACHINERY INS.	71	64	71	(9)
45340	PROPERTY INSURANCE	6,894	4,887	7,732	(676)
45350	VEHICLE & EQUIPMENT INS.	16,190	14,384	13,819	695
45360	SURETY BONDS	88	80	84	(4)
45370	PUB.OFFICIAL LIABILITY IN	2,595	2,368	1,874	1,955
45380	GENERAL LIABILITY INS.	1,428	1,359	1,257	(166)

04/14/2015

CITY OF HARRISONBURG, VA
EXPENDITURE BUDGET

FUND - 1000 - GENERAL FUND
FUNCTION - 700 - PARKS, REC. & CULTURAL
ACTIVITY - 7100 - PARKS & RECREATION
DEPARTMENT - 710171 - P & R ADMINISTRATION

ACCOUNT-----	TITLE -----	----- 2013-2014 -----	2014-2015	2015-2016	NET	
		BUDGET	ACTUAL	BUDGET	PROPOSED	CHANGE
45394	RETIREE H/CARE BENEFIT	3,840	3,840	3,840	3,840	-
45410	LEASE/RENT OF EQUIPMENT	1,000	632	1,000	700	(300)
45530	TRAINING & TRAVEL	5,000	5,652	5,000	5,000	-
45803	FESTIVALS	3,500	3,024	3,500	3,500	-
45804	SENIOR SERVICES	4,600	4,087	4,600	4,600	-
45810	DUES & MEMBERSHIPS	1,379	1,945	1,679	1,979	300
TOTAL OTHER CHARGES		52,813	46,530	50,851	51,562	711
46010	OFFICE SUPPLIES	3,000	3,636	4,000	4,000	-
46070	REPAIR & MAINT. SUPPLIES	3,000	1,713	3,000	3,000	-
46080	POWERED EQUIPMENT FUELS	600		600		(600)
46110	UNIFORMS	500	415	500	500	-
46120	BOOKS & SUBSCRIPTIONS	75	110	75	75	-
46130	RECREATIONAL SUPPLIES	25,375	20,537	40,000	35,000	(5,000)
46131	ED/REC SUPP-PLAYGROUNDS	30,000	30,568	50,000	50,000	-
46132	ED/REC SUPP-ATHLETICS	2,500	2,500			-
46140	OTHER OPERATING SUPPLIES	9,900	7,195	7,000	6,000	(1,000)
TOTAL MATERIALS & SUPPLIES		74,950	66,674	105,175	98,575	(6,600)
TOTAL OTHER OPERATING EXPENSES		552,089	496,239	611,838	608,906	(2,932)
48111	MACHINERY & EQUIPMENT	56,915	56,777		110,000	110,000
48113	EQUIPMENT	60,050	60,152			-
48181	BUILDINGS & GROUNDS	9,061	9,301	12,000		(12,000)
48184	IMPROVEMENTS	1,112	1,082			-
TOTAL CAP. OUTLAY-REPLACEMENTS		127,138	127,312	12,000	110,000	98,000
48229	SKATEBOARD PARK	9,000				-
48272	HARDWARE	3,500	4,650	1,800	1,550	(250)
48284	IMPROVEMENTS	57,000	11,210			-
TOTAL CAPITAL OUTLAY-ADDITIONS		69,500	15,860	1,800	1,550	(250)
TOTAL CAPITAL OUTLAY		196,638	143,171	13,800	111,550	97,750
TOTAL P & R ADMINISTRATION		1,133,575	988,208	1,008,129	1,160,547	152,418

04/14/2015

CITY OF HARRISONBURG, VA
EXPENDITURE BUDGET

FUND - 1000 - GENERAL FUND
FUNCTION - 700 - PARKS, REC. & CULTURAL
ACTIVITY - 7100 - PARKS & RECREATION
DEPARTMENT - 710271 - PARKS

ACCOUNT-----	TITLE -----	----- 2013-2014 -----	----- 2014-2015 -----	----- 2015-2016 -----	NET	
		BUDGET	ACTUAL	BUDGET	PROPOSED	CHANGE
41010	SALARIES & WAGES-REG.	487,927	485,784	485,639	510,432	24,793
41015	EMPLOYER BENEFIT MATCH	2,028	1,885	2,028		(2,028)
41020	SALARIES & WAGES-O/T		1,279			-
41030	PT SALARIES & WAGES-REG	76,689	56,114	76,689	84,859	8,170
41040	PT SALARIES & WAGES-O/T	2,319	1,996	2,319	2,319	-
TOTAL PERSONAL SERVICES		568,963	547,057	566,675	597,610	30,935
42010	FICA	43,526	38,308	43,351	45,718	2,367
42020	RETIREMENT - VRS	61,284	60,939	61,968	65,132	3,164
42050	HOSPITAL INSURANCE	81,180	83,722	92,974	104,131	11,157
42060	LIFE INSURANCE - VRS	5,807	5,774	6,410	6,075	(335)
42070	DISABILITY (VLDP)				152	152
42080	DENTAL INSURANCE				2,028	2,028
42090	UNEMPLOYMENT	1,500	471	1,500	1,500	-
42110	WORKER'S COMP.	10,119	7,526	10,138	10,138	-
TOTAL FRINGE BENEFITS		203,416	196,740	216,341	234,874	18,533
43320	SERVICE CONTRACTS	13,000	6,689	13,000	14,800	1,800
43360	MAINT & REP.-BLDGS & GNDS	47,000	57,966	43,000	49,000	6,000
43600	ADVERTISING	600		600	600	-
43710	UNIFORM MAINTENANCE CONT.	6,562	10,372	6,562	6,562	-
TOTAL PURCHASED SERVICES		67,162	75,027	63,162	70,962	7,800
45110	ELECTRICITY	19,940	20,024	19,940	20,738	798
45120	HEATING	8,500	14,610	8,500	7,500	(1,000)
45130	WATER & SEWER	8,500	9,027	8,500	9,500	1,000
45136	LANDFILL/STEAM PLANT	12,000	6,867	12,000	10,000	(2,000)
45230	TELECOMMUNICATIONS	1,910	2,386	2,200	2,410	210
45350	VEHICLE & EQUIPMENT INS.	175	155	167	195	28
45370	PUB.OFFICIAL LIABILITY IN	3,066	2,799	3,123	2,346	(777)
45380	GENERAL LIABILITY INS.	1,305	1,243	1,282	1,147	(135)
45530	TRAINING & TRAVEL	1,000	1,566	1,000	1,000	-
45540	EDUCATION	1,000		1,000	1,000	-
TOTAL OTHER CHARGES		57,396	58,676	57,712	55,836	(1,876)
46010	OFFICE SUPPLIES	200	433	200	300	100
46070	REPAIR & MAINT. SUPPLIES	200	692	200	1,200	1,000
46080	POWERED EQUIPMENT FUELS	200		200	200	-
46090	POWERED EQUIPMENT SUPPLY	4,000	3,781	4,000	4,000	-
46110	UNIFORMS	2,200	3,903	2,200	2,200	-
46140	OTHER OPERATING SUPPLIES	1,290	2,418	1,290	1,290	-
TOTAL MATERIALS & SUPPLIES		8,090	11,227	8,090	9,190	1,100

04/14/2015

CITY OF HARRISONBURG, VA
EXPENDITURE BUDGET

FUND - 1000 - GENERAL FUND
FUNCTION - 700 - PARKS, REC. & CULTURAL
ACTIVITY - 7100 - PARKS & RECREATION
DEPARTMENT - 710271 - PARKS

ACCOUNT-----	TITLE -----	----- BUDGET	2013-2014 ----- ACTUAL	2014-2015 BUDGET	2015-2016 PROPOSED	NET CHANGE
TOTAL OTHER OPERATING EXPENSES		336,064	341,669	345,305	370,862	25,557
48111	MACHINERY & EQUIPMENT	13,500	16,637			-
48181	BUILDINGS & GROUNDS	8,400	8,370			-
48184	IMPROVEMENTS	7,800	3,623			-
TOTAL CAP. OUTLAY-REPLACEMENTS		29,700	28,630			-
TOTAL CAPITAL OUTLAY		29,700	28,630			-
TOTAL PARKS		934,727	917,356	911,980	968,472	56,492

04/14/2015

CITY OF HARRISONBURG, VA
EXPENDITURE BUDGET

FUND - 1000 - GENERAL FUND
FUNCTION - 700 - PARKS, REC. & CULTURAL
ACTIVITY - 7100 - PARKS & RECREATION
DEPARTMENT - 710471 - REC. CENTERS & PLAYGNDNS.

ACCOUNT-----	TITLE -----	----- 2013-2014 -----	2014-2015	2015-2016	NET	
		BUDGET	ACTUAL	BUDGET	PROPOSED	CHANGE
41010	SALARIES & WAGES-REG.	263,609	258,332	258,752	270,151	11,399
41015	EMPLOYER BENEFIT MATCH	1,092	754	1,092		(1,092)
41020	SALARIES & WAGES-O/T		116			-
41030	PT SALARIES & WAGES-REG	95,861	101,487	95,678	95,132	(546)
41050	ANNUAL LEAVE - SEPARATION		432			-
TOTAL PERSONAL SERVICES		360,562	361,120	355,522	365,283	9,761
42010	FICA	27,583	26,404	27,197	27,945	748
42020	RETIREMENT - VRS	33,110	32,431	33,017	34,472	1,455
42050	HOSPITAL INSURANCE	28,093	30,279	35,613	35,082	(531)
42060	LIFE INSURANCE - VRS	3,137	3,073	3,416	3,215	(201)
42070	DISABILITY (VLDP)				362	362
42080	DENTAL INSURANCE				1,092	1,092
42090	UNEMPLOYMENT		1,286			-
42110	WORKER'S COMP.	6,406	4,948	6,860	7,019	159
TOTAL FRINGE BENEFITS		98,329	98,421	106,103	109,187	3,084
43310	REPAIRS & MAINTENANCE	1,500	681	1,500	1,500	-
43320	SERVICE CONTRACTS	6,239	5,632	6,239	7,239	1,000
43330	MAINT & REP.-MACH & EQUIP	3,200	4,642	3,600	4,400	800
43336	MAINT & REP.-RADIO EQUIP		96	3,212	800	(2,412)
43360	MAINT & REP.-BLDGS & GNDS	3,212	2,874	1,000	3,220	2,220
43600	ADVERTISING	1,000			300	300
TOTAL PURCHASED SERVICES		15,151	13,925	15,551	17,459	1,908
44300	CENTRAL STORES	800	283	800	800	-
TOTAL INTERNAL SERVICES		800	283	800	800	-
45110	ELECTRICITY	30,544	28,561	30,544	27,000	(3,544)
45120	HEATING	7,000	6,404	7,000	5,000	(2,000)
45130	WATER & SEWER	3,500	3,483	3,500	3,500	-
45230	TELECOMMUNICATIONS	1,800	1,645	1,800	2,200	400
45340	PROPERTY INSURANCE	883	715	1,538	400	(1,138)
45350	VEHICLE & EQUIPMENT INS.	117	103	111	130	19
45370	PUB.OFFICIAL LIABILITY IN	3,066	2,799	3,331	2,932	(399)
45380	GENERAL LIABILITY INS.	726	691	837	682	(155)
45530	TRAINING & TRAVEL	2,500	3,283	3,000	2,000	(1,000)
45810	DUES & MEMBERSHIPS		55			-
TOTAL OTHER CHARGES		50,136	47,740	51,661	43,844	(7,817)
46010	OFFICE SUPPLIES	1,500	2,064	1,500	2,000	500
46070	REPAIR & MAINT. SUPPLIES	3,500	3,798	3,500	3,500	-

04/14/2015

CITY OF HARRISONBURG, VA
EXPENDITURE BUDGET

FUND - 1000 - GENERAL FUND
FUNCTION - 700 - PARKS, REC. & CULTURAL
ACTIVITY - 7100 - PARKS & RECREATION
DEPARTMENT - 710471 - REC. CENTERS & PLAYGNDNS.

ACCOUNT-----	TITLE -----	----- 2013-2014 -----	----- 2014-2015 -----	----- 2015-2016 -----	NET	
		BUDGET	ACTUAL	BUDGET	PROPOSED	CHANGE
46050	JANITORIAL SUPPLIES	2,700	3,383	5,200	4,200	(1,000)
46130	RECREATIONAL SUPPLIES	10,706	7,919	10,706	9,000	(1,706)
46140	OTHER OPERATING SUPPLIES	3,834	4,010	3,834	3,834	-
TOTAL MATERIALS & SUPPLIES		22,240	21,175	24,740	22,534	(2,206)
TOTAL OTHER OPERATING EXPENSES		186,656	181,543	198,855	193,824	(5,031)
48122	FURNITURE	11,509	1,308			-
48181	BUILDINGS & GROUNDS	3,600				-
TOTAL CAP. OUTLAY-REPLACEMENTS		15,109	1,308			-
48221	FURNITURE & FIXTURES				2,000	2,000
48272	HARDWARE				1,550	1,550
48284	IMPROVEMENTS				5,600	5,600
TOTAL CAPITAL OUTLAY-ADDITIONS					9,150	9,150
TOTAL CAPITAL OUTLAY		15,109	1,308		9,150	9,150
TOTAL REC. CENTERS & PLAYGNDNS.		562,327	543,971	554,377	568,257	13,880

04/14/2015

CITY OF HARRISONBURG, VA
EXPENDITURE BUDGET

FUND - 1000 - GENERAL FUND
FUNCTION - 700 - PARKS, REC. & CULTURAL
ACTIVITY - 7100 - PARKS & RECREATION
DEPARTMENT - 710571 - NATIONAL GUARD ARMORY

ACCOUNT-----	TITLE -----	----- 2013-2014 -----	2014-2015	2015-2016	NET	
		BUDGET	ACTUAL	BUDGET	PROPOSED	CHANGE
41010	SALARIES & WAGES-REG.	36,598	36,808	36,608	38,459	1,851
41015	EMPLOYER BENEFIT MATCH	156	156	156		(156)
41020	SALARIES & WAGES-O/T		141			-
TOTAL PERSONAL SERVICES		36,754	37,105	36,764	38,459	1,695
42010	FICA	2,812	2,443	2,812	2,942	130
42020	RETIREMENT - VRS	4,597	4,598	4,671	4,907	236
42050	HOSPITAL INSURANCE	7,443	7,524	8,419	9,429	1,010
42060	LIFE INSURANCE - VRS	436	436	483	458	(25)
42080	DENTAL INSURANCE				156	156
42110	WORKER'S COMP.	681	666	751	698	(53)
TOTAL FRINGE BENEFITS		15,969	15,666	17,136	18,590	1,454
43310	REPAIRS & MAINTENANCE	100	85	100	100	-
43320	SERVICE CONTRACTS	2,226	1,237	2,226	2,226	-
43330	MAINT & REP.-MACH & EQUIP	2,500	2,810	2,500	2,500	-
43360	MAINT & REP.-BLDGS & GNDS	2,173	3,572	2,173	2,173	-
TOTAL PURCHASED SERVICES		6,999	7,703	6,999	6,999	-
45110	ELECTRICITY	8,000	7,031	8,000	7,500	(500)
45120	HEATING	18,000	18,441	23,800	23,800	-
45130	WATER & SEWER	2,520	2,790	2,520	2,900	380
45310	BOILER & MACHINERY INS.	814	739	813	841	28
45340	PROPERTY INSURANCE	2,254	1,824	1,801	1,608	(193)
45370	PUB.OFFICIAL LIABILITY IN	236	215	208	195	(13)
45380	GENERAL LIABILITY INS.	115	110	138	119	(19)
TOTAL OTHER CHARGES		31,939	31,150	37,280	36,963	(317)
46070	REPAIR & MAINT. SUPPLIES	1,000	237	1,000	1,000	-
46140	OTHER OPERATING SUPPLIES	350		350	350	-
TOTAL MATERIALS & SUPPLIES		1,350	237	1,350	1,350	-
TOTAL OTHER OPERATING EXPENSES		56,257	54,757	62,765	63,902	1,137
48211	MACHINERY & EQUIPMENT	9,585	9,965			-
TOTAL CAPITAL OUTLAY-ADDITIONS		9,585	9,965			-
TOTAL CAPITAL OUTLAY		9,585	9,965			-

04/14/2015

CITY OF HARRISONBURG, VA
EXPENDITURE BUDGET

FUND - 1000 - GENERAL FUND
FUNCTION - 700 - PARKS, REC. & CULTURAL
ACTIVITY - 7100 - PARKS & RECREATION
DEPARTMENT - 710571 - NATIONAL GUARD ARMORY

ACCOUNT-----	TITLE -----	----- BUDGET	2013-2014 ----- ACTUAL	2014-2015 BUDGET	2015-2016 PROPOSED	NET CHANGE
TOTAL NATIONAL GUARD ARMORY		102,596	101,826	99,529	102,361	2,832

04/14/2015

CITY OF HARRISONBURG, VA
EXPENDITURE BUDGET

FUND - 1000 - GENERAL FUND
FUNCTION - 700 - PARKS, REC. & CULTURAL
ACTIVITY - 7100 - PARKS & RECREATION
DEPARTMENT - 710671 - SIMMS RECREATION CENTER

ACCOUNT-----	TITLE -----	----- 2013-2014 -----	2014-2015	2015-2016	NET	
		BUDGET	ACTUAL	BUDGET	PROPOSED	CHANGE
41010	SALARIES & WAGES-REG.	74,150	69,619	74,152	75,026	874
41015	EMPLOYER BENEFIT MATCH	312	299	312		(312)
41020	SALARIES & WAGES-O/T		218			-
41030	PT SALARIES & WAGES-REG	46,278	47,030	46,280	50,790	4,510
41050	ANNUAL LEAVE - SEPARATION		241			-
TOTAL PERSONAL SERVICES		120,740	117,407	120,744	125,816	5,072
42010	FICA	9,237	8,651	9,237	9,625	388
42020	RETIREMENT - VRS	9,314	8,756	9,462	9,573	111
42050	HOSPITAL INSURANCE	6,791	6,581	7,681	8,602	921
42060	LIFE INSURANCE - VRS	883	830	979	893	(86)
42070	DISABILITY (VLDP)		37		181	181
42080	DENTAL INSURANCE				312	312
42110	WORKER'S COMP.	1,964	1,792	2,191	2,336	145
TOTAL FRINGE BENEFITS		28,189	26,646	29,550	31,522	1,972
43320	SERVICE CONTRACTS	7,914	4,560	7,914	7,000	(914)
43330	MAINT & REP.-MACH & EQUIP		51			-
43360	MAINT & REP.-BLDGS & GNDS	17,000	15,930	17,000	16,000	(1,000)
43700	CONTRACTED SERVICES	40,681	31,252	40,681	40,681	-
TOTAL PURCHASED SERVICES		65,595	51,793	65,595	63,681	(1,914)
44300	CENTRAL STORES	300	364	300	300	-
TOTAL INTERNAL SERVICES		300	364	300	300	-
45110	ELECTRICITY	60,000	60,066	60,000	62,400	2,400
45119	NATURAL GAS	23,200	17,317	35,000	25,000	(10,000)
45130	WATER & SEWER	4,000	4,194	4,000	4,500	500
45210	POSTAGE		70		70	70
45230	TELECOMMUNICATIONS	1,520	1,995	1,984	2,600	616
45310	BOILER & MACHINERY INS.	2,351	2,135	2,346	2,158	(188)
45340	PROPERTY INSURANCE	6,379	5,163	3,914	4,124	210
45370	PUB.OFFICIAL LIABILITY IN	1,415	1,292	1,041	1,173	132
45380	GENERAL LIABILITY INS.	427	406	411	382	(29)
45530	TRAINING & TRAVEL	600	223	600	600	-
45810	DUES & MEMBERSHIPS	200	75	200	200	-
TOTAL OTHER CHARGES		100,162	92,866	109,496	103,207	(6,289)
46010	OFFICE SUPPLIES	1,000	1,019	1,000	1,000	-
46070	REPAIR & MAINT. SUPPLIES	4,700	4,929	4,700	4,700	-
46130	RECREATIONAL SUPPLIES	2,000	887	2,000	1,500	(500)
46140	OTHER OPERATING SUPPLIES	1,000	279	1,000	1,000	-

04/14/2015

CITY OF HARRISONBURG, VA
EXPENDITURE BUDGET

FUND - 1000 - GENERAL FUND
FUNCTION - 700 - PARKS, REC. & CULTURAL
ACTIVITY - 7100 - PARKS & RECREATION
DEPARTMENT - 710671 - SIMMS RECREATION CENTER

ACCOUNT-----	TITLE -----	----- BUDGET	2013-2014 ----- ACTUAL	2014-2015 BUDGET	2015-2016 PROPOSED	NET CHANGE
TOTAL MATERIALS & SUPPLIES		8,700	7,113	8,700	8,200	(500)
TOTAL OTHER OPERATING EXPENSES		202,946	178,783	213,641	206,910	(6,731)
48122	FURNITURE	1,000	4,415			-
48172	HARDWARE				2,750	2,750
TOTAL CAP. OUTLAY-REPLACEMENTS		1,000	4,415		2,750	2,750
TOTAL CAPITAL OUTLAY		1,000	4,415		2,750	2,750
TOTAL SIMMS RECREATION CENTER		324,686	300,605	334,385	335,476	1,091

04/14/2015

CITY OF HARRISONBURG, VA
EXPENDITURE BUDGET

FUND - 1000 - GENERAL FUND
FUNCTION - 700 - PARKS, REC. & CULTURAL
ACTIVITY - 7100 - PARKS & RECREATION
DEPARTMENT - 710771 - WESTOVER POOL

ACCOUNT-----	TITLE -----	----- 2013-2014 -----	2014-2015	2015-2016	NET	
		BUDGET	ACTUAL	BUDGET	PROPOSED	CHANGE
41010	SALARIES & WAGES-REG.	123,690	110,758	124,010	137,384	13,374
41015	EMPLOYER BENEFIT MATCH	624	273	624		(624)
41020	SALARIES & WAGES-O/T		8			-
41030	PT SALARIES & WAGES-REG	67,635	82,581	68,648	72,659	4,011
41040	PT SALARIES & WAGES-O/T		132			-
41050	ANNUAL LEAVE - SEPARATION		183			-
41053	ANNUAL LEAVE - PAYOUT		72			-
TOTAL PERSONAL SERVICES		191,949	194,006	193,282	210,043	16,761
42010	FICA	14,684	14,613	14,786	16,069	1,283
42020	RETIREMENT - VRS	15,536	13,592	15,824	17,530	1,706
42050	HOSPITAL INSURANCE	3,396	5,695	19,517	12,903	(6,614)
42060	LIFE INSURANCE - VRS	1,472	1,288	1,637	1,635	(2)
42070	DISABILITY (VLDP)		51		255	255
42080	DENTAL INSURANCE				624	624
42110	WORKER'S COMP.	3,721	1,467	3,611	4,499	888
TOTAL FRINGE BENEFITS		38,809	36,706	55,375	53,515	(1,860)
43310	REPAIRS & MAINTENANCE	6,500	6,977	7,000	9,316	2,316
43320	SERVICE CONTRACTS	1,000	733	1,000	2,000	1,000
43336	MAINT & REP.-RADIO EQUIP		210		600	600
43360	MAINT & REP.-BLDGS & GNDS	500	300			-
43600	ADVERTISING		302	500	500	-
43700	CONTRACTED SERVICES	2,500	1,721	2,500	2,500	-
43710	UNIFORM MAINTENANCE CONT.	2,000	820	2,000	1,000	(1,000)
TOTAL PURCHASED SERVICES		12,500	11,062	13,000	15,916	2,916
44300	CENTRAL STORES		176			-
TOTAL INTERNAL SERVICES			176			-
45110	ELECTRICITY	31,200	31,560	31,200	32,448	1,248
45120	HEATING	45,000	46,910	45,000	45,000	-
45130	WATER & SEWER	16,366	20,010	18,000	18,900	900
45230	TELECOMMUNICATIONS	336	331	870	870	-
45340	PROPERTY INSURANCE	6,119	4,953	5,877	6,913	1,036
45350	VEHICLE & EQUIPMENT INS.	12	10	11	13	2
45370	PUB.OFFICIAL LIABILITY IN	2,595	2,368	3,123	3,323	200
45380	GENERAL LIABILITY INS.	613	583	534	485	(49)
45530	TRAINING & TRAVEL	1,500	1,546	2,000	2,000	-
45540	EDUCATION	500		500	500	-
TOTAL OTHER CHARGES		104,241	108,270	107,115	110,452	3,337

04/14/2015

CITY OF HARRISONBURG, VA
EXPENDITURE BUDGET

FUND - 1000 - GENERAL FUND
FUNCTION - 700 - PARKS, REC. & CULTURAL
ACTIVITY - 7100 - PARKS & RECREATION
DEPARTMENT - 710771 - WESTOVER POOL

ACCOUNT-----	TITLE -----	----- 2013-2014 -----	2014-2015	2015-2016	NET	
		BUDGET	ACTUAL	BUDGET	PROPOSED	CHANGE
46010	OFFICE SUPPLIES	800	1,006	800	800	-
46070	REPAIR & MAINT. SUPPLIES	3,700	3,875	3,700	3,700	-
46050	JANITORIAL SUPPLIES	2,500	1,300	2,500	2,500	-
46140	OTHER OPERATING SUPPLIES	13,720	4,000	1,920	1,920	-
46180	CHEMICALS	15,000	15,650	16,000	17,000	1,000
TOTAL MATERIALS & SUPPLIES		35,720	25,832	24,920	25,920	1,000
TOTAL OTHER OPERATING EXPENSES		191,270	182,045	200,410	205,803	5,393
48181	BUILDINGS & GROUNDS	19,000	19,000			-
TOTAL CAP. OUTLAY-REPLACEMENTS		19,000	19,000			-
48272	HARDWARE				1,100	1,100
TOTAL CAPITAL OUTLAY-ADDITIONS					1,100	1,100
TOTAL CAPITAL OUTLAY		19,000	19,000		1,100	1,100
TOTAL WESTOVER POOL		402,219	395,051	393,692	416,946	23,254

04/14/2015

CITY OF HARRISONBURG, VA
EXPENDITURE BUDGET

FUND - 1000 - GENERAL FUND
FUNCTION - 700 - PARKS, REC. & CULTURAL
ACTIVITY - 7100 - PARKS & RECREATION
DEPARTMENT - 710871 - ATHLETICS

ACCOUNT-----	TITLE -----	----- 2013-2014 -----	----- 2014-2015 -----	2015-2016	NET	
		BUDGET	ACTUAL	BUDGET	PROPOSED	CHANGE
41010	SALARIES & WAGES-REG.	171,765	152,540	168,418	175,406	6,988
41015	EMPLOYER BENEFIT MATCH	624	474	624		(624)
41030	PT SALARIES & WAGES-REG	49,905	39,510	55,796	65,891	10,095
TOTAL PERSONAL SERVICES		222,294	192,524	224,838	241,297	16,459
42010	FICA	17,005	13,144	17,200	18,460	1,260
42020	RETIREMENT - VRS	21,574	18,766	21,490	22,382	892
42050	HOSPITAL INSURANCE	34,789	32,552	39,347	44,068	4,721
42060	LIFE INSURANCE - VRS	2,045	1,778	2,223	2,087	(136)
42080	DENTAL INSURANCE				624	624
42110	WORKER'S COMP.	3,974	3,239	4,000	4,012	12
TOTAL FRINGE BENEFITS		79,387	69,479	84,260	91,633	7,373
43310	REPAIRS & MAINTENANCE	3,000	1,480	12,750	12,750	-
43330	MAINT & REP.-MACH & EQUIP	4,200	2,005	4,200	6,200	2,000
43360	MAINT & REP.-BLDGS & GNDS	14,300	19,980	16,300	21,300	5,000
43600	ADVERTISING	2,000		1,000		(1,000)
43700	CONTRACTED SERVICES	35,000	28,311	35,000	32,000	(3,000)
TOTAL PURCHASED SERVICES		58,500	51,776	69,250	72,250	3,000
44300	CENTRAL STORES	700		700	700	-
TOTAL INTERNAL SERVICES		700		700	700	-
45110	ELECTRICITY	7,550	5,757	8,550	10,550	2,000
45130	WATER & SEWER	4,000	839	5,500	8,500	3,000
45230	TELECOMMUNICATIONS	1,390	1,638	2,400	2,900	500
45340	PROPERTY INSURANCE				832	832
45350	VEHICLE & EQUIPMENT INS.	714	611	653	594	(59)
45370	PUB.OFFICIAL LIABILITY IN	1,887	1,722	1,665	1,564	(101)
45380	GENERAL LIABILITY INS.	564	537	528	447	(81)
TOTAL OTHER CHARGES		16,105	11,104	19,296	25,387	6,091
46070	REPAIR & MAINT. SUPPLIES	1,600	1,423	7,600	11,600	4,000
46080	POWERED EQUIPMENT FUELS	128		128		(128)
46090	POWERED EQUIPMENT SUPPLY	600	446	600	600	-
46132	ED/REC SUPP-ATHLETICS	23,141	18,477	13,391	17,391	4,000
46140	OTHER OPERATING SUPPLIES	800	1,355	800	1,300	500
TOTAL MATERIALS & SUPPLIES		26,269	21,701	22,519	30,891	8,372
TOTAL OTHER OPERATING EXPENSES		180,961	154,059	196,025	220,861	24,836

04/14/2015

CITY OF HARRISONBURG, VA
EXPENDITURE BUDGET

FUND - 1000 - GENERAL FUND
FUNCTION - 700 - PARKS, REC. & CULTURAL
ACTIVITY - 7100 - PARKS & RECREATION
DEPARTMENT - 710871 - ATHLETICS

ACCOUNT-----	TITLE -----	-----	2013-2014 -----	2014-2015	2015-2016	NET
		BUDGET	ACTUAL	BUDGET	PROPOSED	CHANGE
48111	MACHINERY & EQUIPMENT	15,000	17,332		22,000	22,000
TOTAL CAP. OUTLAY-REPLACEMENTS		15,000	17,332		22,000	22,000
TOTAL CAPITAL OUTLAY		15,000	17,332		22,000	22,000
TOTAL ATHLETICS		418,255	363,915	420,863	484,158	63,295

04/14/2015

CITY OF HARRISONBURG, VA
EXPENDITURE BUDGET

FUND - 1000 - GENERAL FUND
FUNCTION - 700 - PARKS, REC. & CULTURAL
ACTIVITY - 7100 - PARKS & RECREATION
DEPARTMENT - 710971 - BLACKS RUN GREENWAY

ACCOUNT-----	TITLE -----	----- 2013-2014 -----	2014-2015	2015-2016	NET	
		BUDGET	ACTUAL	BUDGET	PROPOSED	CHANGE
41010	SALARIES & WAGES-REG.	38,295	30,305	38,293	35,880	(2,413)
41015	EMPLOYER BENEFIT MATCH	156	117	156		(156)
41050	ANNUAL LEAVE - SEPARATION		368			-
TOTAL PERSONAL SERVICES		38,451	30,790	38,449	35,880	(2,569)
42010	FICA	2,942	2,249	2,941	2,745	(196)
42020	RETIREMENT - VRS	4,810	3,607	4,886	4,578	(308)
42050	HOSPITAL INSURANCE	3,396	2,546	3,841	4,301	460
42060	LIFE INSURANCE - VRS	456	380	505	427	(78)
42080	DENTAL INSURANCE				156	156
42110	WORKER'S COMP.	625	673	649	669	20
TOTAL FRINGE BENEFITS		12,229	9,456	12,822	12,876	54
43600	ADVERTISING	500		500	300	(200)
TOTAL PURCHASED SERVICES		500		500	300	(200)
44300	CENTRAL STORES	250	522	250	250	-
TOTAL INTERNAL SERVICES		250	522	250	250	-
45230	TELECOMMUNICATIONS	480	898	1,060	1,060	-
45370	PUB.OFFICIAL LIABILITY IN	236	215	208	195	(13)
45380	GENERAL LIABILITY INS.	80	77	78	57	(21)
45530	TRAINING & TRAVEL	800		800	800	-
TOTAL OTHER CHARGES		1,596	1,190	2,146	2,112	(34)
46010	OFFICE SUPPLIES	200	93	200	200	-
46110	UNIFORMS			75	75	-
46140	OTHER OPERATING SUPPLIES	1,500	2,425	1,500	1,500	-
TOTAL MATERIALS & SUPPLIES		1,700	2,518	1,775	1,775	-
TOTAL OTHER OPERATING EXPENSES		16,275	13,686	17,493	17,313	(180)
TOTAL BLACKS RUN GREENWAY		54,726	44,476	55,942	53,193	(2,749)

04/14/2015

CITY OF HARRISONBURG, VA
EXPENDITURE BUDGET

FUND - 1000 - GENERAL FUND
FUNCTION - 700 - PARKS, REC. & CULTURAL
ACTIVITY - 7100 - PARKS & RECREATION
DEPARTMENT - 730271 - P & R GOLF CRSE GDS MGT

ACCOUNT-----	TITLE -----	----- 2013-2014 -----	----- 2014-2015 -----	----- 2015-2016 -----	NET	
		BUDGET	ACTUAL	BUDGET	PROPOSED	CHANGE
41010	SALARIES & WAGES-REG.	207,514	208,522	207,522	216,320	8,798
41015	EMPLOYER BENEFIT MATCH	780	624	780		(780)
41020	SALARIES & WAGES-O/T	2,040	2,487	2,000	2,500	500
41030	PT SALARIES & WAGES-REG	98,277	75,722	99,020	94,012	(5,008)
41040	PT SALARIES & WAGES-O/T	2,040	2,442	2,000	4,000	2,000
TOTAL PERSONAL SERVICES		310,651	289,797	311,322	316,832	5,510
42010	FICA	23,765	20,974	23,816	24,238	422
42020	RETIREMENT - VRS	26,064	26,065	26,480	27,602	1,122
42050	HOSPITAL INSURANCE	25,368	25,645	28,692	32,136	3,444
42060	LIFE INSURANCE - VRS	2,470	2,469	2,739	2,575	(164)
42080	DENTAL INSURANCE				780	780
42090	UNEMPLOYMENT	1,000		1,000	1,000	-
42110	WORKER'S COMP.	4,033	4,369	4,275	4,717	442
TOTAL FRINGE BENEFITS		82,700	79,521	87,002	93,048	6,046
43100	PROFESSIONAL SERVICES	3,000	2,850	2,400	2,400	-
43310	REPAIRS & MAINTENANCE	1,000	852	1,000	1,000	-
43320	SERVICE CONTRACTS	5,000	3,608	5,000	4,000	(1,000)
43330	MAINT & REP.-MACH & EQUIP	1,000		1,000	1,000	-
43360	MAINT & REP.-BLDGS & GNDS	1,200	2,275	1,500	2,000	500
43600	ADVERTISING	500		500	500	-
43710	UNIFORM MAINTENANCE CONT.	600	21	600	600	-
TOTAL PURCHASED SERVICESS		12,300	9,606	12,000	11,500	(500)
44200	C.G. - PARTS AND LABOR	3,200	10,722	14,000	14,000	-
44300	CENTRAL STORES	300	342	300	300	-
44310	C.G. - FUEL	1,116	967	1,400	1,100	(300)
TOTAL INTERNAL SERVICES		4,616	12,031	15,700	15,400	(300)
45110	ELECTRICITY	8,500	9,708	9,600	9,600	-
45120	HEATING	2,000	4,361	2,000	2,500	500
45130	WATER & SEWER	1,200	1,422	1,200	1,500	300
45230	TELECOMMUNICATIONS	1,500	1,694	2,100	2,700	600
45340	PROPERTY INSURANCE	732	593	1,059	1,082	23
45350	VEHICLE & EQUIPMENT INS.	2,128	1,841	1,983	2,008	25
45370	PUB.OFFICIAL LIABILITY IN	2,359	2,153	3,123	2,932	(191)
45380	GENERAL LIABILITY INS.	872	830	820	744	(76)
45410	LEASE/RENT OF EQUIPMENT	600		600	600	-
45500	TRAVEL	860		860	860	-
45530	TRAINING & TRAVEL	1,000	1,599	1,000	1,500	500
45810	DUES & MEMBERSHIPS	640	850	640	850	210

04/14/2015

CITY OF HARRISONBURG, VA
EXPENDITURE BUDGET

FUND - 1000 - GENERAL FUND
FUNCTION - 700 - PARKS, REC. & CULTURAL
ACTIVITY - 7100 - PARKS & RECREATION
DEPARTMENT - 730271 - P & R GOLF CRSE GDS MGT

ACCOUNT-----	TITLE -----	----- 2013-2014 -----	2014-2015	2015-2016	NET	
		BUDGET	ACTUAL	BUDGET	PROPOSED	CHANGE
TOTAL OTHER CHARGES		22,391	25,051	24,985	26,876	1,891
46010	OFFICE SUPPLIES	400	448	400	450	50
46070	REPAIR & MAINT. SUPPLIES	20,000	33,492	23,000	30,000	7,000
46075	MAINT&REP-ROADS/TRAILS/BR	400	451	400	400	-
46076	MAINT&REP-IRRIGATION SYS.	7,500	8,648	7,500	7,500	-
46080	POWERED EQUIPMENT FUELS	17,300	18,768	19,800	19,800	-
46090	POWERED EQUIPMENT SUPPLY	1,000	600	1,000	1,000	-
46110	UNIFORMS	1,900	3,764	2,500	3,200	700
46130	RECREATIONAL SUPPLIES	3,500	3,038	3,500	3,100	(400)
46145	SAFETY MATERIALS	900	1,275	1,200	1,200	-
46180	CHEMICALS	50,000	38,922	40,000	38,500	(1,500)
46181	HORTICULTURE	1,000		1,000	1,000	-
46182	SANDS AND SOILS MIXES	12,000	8,715	15,000	12,000	(3,000)
46183	SEED, SOD, STRAW, ETC.	2,500	11,565	2,500	2,500	-
46184	NUTRIENT MANAGEMENT	32,785	30,812	46,000	45,000	(1,000)
TOTAL MATERIALS & SUPPLIES		151,185	160,497	163,800	165,650	1,850
TOTAL OTHER OPERATING EXPENSES		273,192	286,706	303,487	312,474	8,987
48111	MACHINERY & EQUIPMENT	41,615	41,615		44,000	44,000
48181	BUILDINGS & GROUNDS	2,592	2,471			-
TOTAL CAP. OUTLAY-REPLACEMENTS		44,207	44,086		44,000	44,000
48272	HARDWARE				600	600
48273	SOFTWARE		185	200	610	410
48284	IMPROVEMENTS		7,200			-
TOTAL CAPITAL OUTLAY-ADDITIONS			7,385	200	1,210	1,010
TOTAL CAPITAL OUTLAY		44,207	51,471	200	45,210	45,010
TOTAL P & R GOLF CRSE GDS MGT		628,050	627,974	615,009	674,516	59,507

04/14/2015

CITY OF HARRISONBURG, VA
EXPENDITURE BUDGET

FUND - 1000 - GENERAL FUND
FUNCTION - 700 - PARKS, REC. & CULTURAL
ACTIVITY - 7100 - PARKS & RECREATION
DEPARTMENT - 730371 - P & R GOLF CRSE CLUBHOUSE

ACCOUNT-----	TITLE -----	----- 2013-2014 -----	----- 2014-2015 -----	----- 2015-2016 -----	NET	
		BUDGET	ACTUAL	BUDGET	PROPOSED	CHANGE
41010	SALARIES & WAGES-REG.	96,894	97,493	97,511	102,606	5,095
41015	EMPLOYER BENEFIT MATCH	312	312	312		(312)
41020	SALARIES & WAGES-O/T		15			-
41030	PT SALARIES & WAGES-REG	67,793	67,172	67,793	70,370	2,577
TOTAL PERSONAL SERVICES		164,999	164,992	165,616	172,976	7,360
42010	FICA	12,622	12,095	12,670	13,233	563
42020	RETIREMENT - VRS	12,170	12,197	12,442	13,093	651
42050	HOSPITAL INSURANCE	20,529	10,579	11,836	13,256	1,420
42060	LIFE INSURANCE - VRS	1,154	1,156	1,287	1,221	(66)
42080	DENTAL INSURANCE				312	312
42110	WORKER'S COMP.	2,349	2,112	2,426	2,332	(94)
TOTAL FRINGE BENEFITS		48,824	38,138	40,661	43,447	2,786
43165	CREDIT CARD SERVICE FEES	10,000	15,364	16,000	19,500	3,500
43310	REPAIRS & MAINTENANCE	750	579	750	750	-
43320	SERVICE CONTRACTS	10,000	7,398	12,000	10,000	(2,000)
43330	MAINT & REP.-MACH & EQUIP	3,000	6,270	3,000	4,000	1,000
43340	MAINT & REP.-FURN & FIX	500		500		(500)
43360	MAINT & REP.-BLDGS & GNDS	1,000	1,047	2,500	2,500	-
43600	ADVERTISING	12,000	9,820	12,000	12,000	-
TOTAL PURCHASED SERVICESS		37,250	40,479	46,750	48,750	2,000
44300	CENTRAL STORES		56			-
TOTAL INTERNAL SERVICES			56			-
45110	ELECTRICITY	9,000	10,641	11,500	11,960	460
45120	HEATING	3,000	8,890	5,000	5,000	-
45130	WATER & SEWER	2,500	2,990	2,700	2,700	-
45210	POSTAGE	400	253	400	300	(100)
45230	TELECOMMUNICATIONS	1,500	1,071	1,300	1,200	(100)
45340	PROPERTY INSURANCE	493	399	732	746	14
45360	SURETY BONDS	42	38	40	38	(2)
45370	PUB.OFFICIAL LIABILITY IN	4,482	4,090	4,372	3,910	(462)
45380	GENERAL LIABILITY INS.	950	904	692	544	(148)
45410	LEASE/RENT OF EQUIPMENT	44,984	41,086	46,984	46,984	-
45530	TRAINING & TRAVEL	1,500		1,500	1,500	-
45810	DUES & MEMBERSHIPS	1,500	1,191	2,000	1,500	(500)
TOTAL OTHER CHARGES		70,351	71,553	77,220	76,382	(838)
46010	OFFICE SUPPLIES	4,000	4,505	4,000	3,500	(500)
46070	REPAIR & MAINT. SUPPLIES	1,200	1,179	1,500	1,200	(300)

04/14/2015

CITY OF HARRISONBURG, VA
EXPENDITURE BUDGET

FUND - 1000 - GENERAL FUND
FUNCTION - 700 - PARKS, REC. & CULTURAL
ACTIVITY - 7100 - PARKS & RECREATION
DEPARTMENT - 730371 - P & R GOLF CRSE CLUBHOUSE

ACCOUNT-----	TITLE -----	----- 2013-2014 -----	2014-2015	2015-2016	NET	
		BUDGET	ACTUAL	BUDGET	PROPOSED	CHANGE
46040	MAT'L & SUPPLIES GOLF CRS	5,000	1,842	6,000	6,000	-
46150	MAT'L FOR RESALE-FOOD/BEV	2,000	8,982	10,000	18,000	8,000
46151	MAT'L RESALE-MERCHANDISE	88,200	89,980	60,000	60,000	-
TOTAL MATERIALS & SUPPLIES		100,400	106,489	81,500	88,700	7,200
TOTAL OTHER OPERATING EXPENSES		256,825	256,716	246,131	257,279	11,148
48281	BUILDINGS & GROUNDS				3,000	3,000
TOTAL CAPITAL OUTLAY-ADDITIONS					3,000	3,000
TOTAL CAPITAL OUTLAY					3,000	3,000
TOTAL P & R GOLF CRSE CLUBHOUSE		421,824	421,707	411,747	433,255	21,508

04/14/2015

CITY OF HARRISONBURG, VA
EXPENDITURE BUDGETFUND - 1000 - GENERAL FUND
FUNCTION - 800 - COMMUNITY DEVELOPMENT
ACTIVITY - 8100 - PLAN. & COMM. DEVELOPMENT
DEPARTMENT - 810121 - PLANNING

ACCOUNT-----	TITLE -----	----- 2013-2014 -----	----- 2014-2015 -----	2015-2016	NET	
		BUDGET	ACTUAL	BUDGET	PROPOSED	CHANGE
41010	SALARIES & WAGES-REG.	119,424	119,834	119,434	125,154	5,720
41015	EMPLOYER BENEFIT MATCH	468	314	468		(468)
41030	PT SALARIES & WAGES-REG	7,200	7,200	7,200	7,200	-
TOTAL PERSONAL SERVICES		127,092	127,348	127,102	132,354	5,252
42010	FICA	9,723	8,641	9,723	10,125	402
42020	RETIREMENT - VRS	15,000	15,001	15,240	15,970	730
42050	HOSPITAL INSURANCE	12,506	12,188	13,636	15,273	1,637
42060	LIFE INSURANCE - VRS	1,422	1,421	1,577	1,490	(87)
42080	DENTAL INSURANCE				312	312
42110	WORKER'S COMP.	761	668	745	770	25
TOTAL FRINGE BENEFITS		39,412	37,920	40,921	43,940	3,019
43010	MISC. CONTRACTED SERVICES		2,090			-
43100	PROFESSIONAL SERVICES	250		250	250	-
43600	ADVERTISING	8,000	7,759	9,000	8,500	(500)
TOTAL PURCHASED SERVICES		8,250	9,849	9,250	8,750	(500)
44200	C.G. - PARTS AND LABOR	1,000	532	1,000	1,000	-
44300	CENTRAL STORES	350	182	350	250	(100)
44310	C.G. - FUEL	502	382	500	500	-
TOTAL INTERNAL SERVICES		1,852	1,096	1,850	1,750	(100)
45210	POSTAGE	876	876	960	960	-
45230	TELECOMMUNICATIONS	180	151	780	360	(420)
45350	VEHICLE & EQUIPMENT INS.	522	444	486	412	(74)
45355	VEHICLE INS DEDUCTIBLE	300		300	300	-
45370	PUB.OFFICIAL LIABILITY IN	2,123	1,938	1,665	1,759	94
45380	GENERAL LIABILITY INS.	303	288	258	237	(21)
45410	LEASE/RENT OF EQUIPMENT	1,516	1,610	1,592	1,544	(48)
45530	TRAINING & TRAVEL	2,120		2,120	2,169	49
45810	DUES & MEMBERSHIPS	805	515	805	610	(195)
TOTAL OTHER CHARGES		8,745	5,821	8,966	8,351	(615)
46010	OFFICE SUPPLIES	1,100	657	1,000	750	(250)
46120	BOOKS & SUBSCRIPTIONS	310	182	310	310	-
46140	OTHER OPERATING SUPPLIES	1,200	419	1,100	900	(200)
TOTAL MATERIALS & SUPPLIES		2,610	1,258	2,410	1,960	(450)
TOTAL OTHER OPERATING EXPENSES		60,869	55,944	63,397	64,751	1,354

04/14/2015

CITY OF HARRISONBURG, VA
EXPENDITURE BUDGET

FUND - 1000 - GENERAL FUND
FUNCTION - 800 - COMMUNITY DEVELOPMENT
ACTIVITY - 8100 - PLAN. & COMM. DEVELOPMENT
DEPARTMENT - 810121 - PLANNING

ACCOUNT-----	TITLE -----	----- BUDGET	2013-2014 ----- ACTUAL	2014-2015 BUDGET	2015-2016 PROPOSED	NET CHANGE
48121	FURNITURE & FIXTURES	500			500	500
48171	EDP EQUIPMENT	945		725	1,700	975
TOTAL CAP. OUTLAY-REPLACEMENTS		1,445		725	2,200	1,475
48221	FURNITURE & FIXTURES				1,000	1,000
48271	EDP EQUIPMENT	2,335				-
48273	SOFTWARE	100				-
TOTAL CAPITAL OUTLAY-ADDITIONS		2,435			1,000	1,000
TOTAL CAPITAL OUTLAY		3,880		725	3,200	2,475
TOTAL PLANNING		191,841	183,292	191,224	200,305	9,081

04/14/2015

CITY OF HARRISONBURG, VA
EXPENDITURE BUDGET

FUND - 1000 - GENERAL FUND
FUNCTION - 800 - COMMUNITY DEVELOPMENT
ACTIVITY - 8100 - PLAN. & COMM. DEVELOPMENT
DEPARTMENT - 810221 - ZONING ADMINISTRATOR

ACCOUNT-----	TITLE -----	----- 2013-2014 -----	2014-2015	2015-2016	NET	
		BUDGET	ACTUAL	BUDGET	PROPOSED	CHANGE
41010	SALARIES & WAGES-REG.	113,294	113,918	113,318	111,987	(1,331)
41015	EMPLOYER BENEFIT MATCH	468	444	468		(468)
TOTAL PERSONAL SERVICES		113,762	114,362	113,786	111,987	(1,799)
42010	FICA	8,703	8,300	8,705	8,567	(138)
42020	RETIREMENT - VRS	14,230	14,233	14,459	14,290	(169)
42050	HOSPITAL INSURANCE	3,395	3,432	3,840	4,301	461
42060	LIFE INSURANCE - VRS	1,349	1,348	1,496	1,333	(163)
42070	DISABILITY (VLDP)				203	203
42080	DENTAL INSURANCE				165	165
42110	WORKER'S COMP.	967	869	973	402	(571)
TOTAL FRINGE BENEFITS		28,644	28,182	29,473	29,261	(212)
43600	ADVERTISING		50			-
43700	CONTRACTED SERVICES	4,043	3,265	5,719	3,500	(2,219)
TOTAL PURCHASED SERVICES		4,043	3,315	5,719	3,500	(2,219)
44300	CENTRAL STORES	350	182	360	250	(110)
TOTAL INTERNAL SERVICES		350	182	360	250	(110)
45210	POSTAGE	876		960	960	-
45230	TELECOMMUNICATIONS	180	190	780	552	(228)
45370	PUB.OFFICIAL LIABILITY IN	708	646	625	391	(234)
45380	GENERAL LIABILITY INS.	220	210	212	197	(15)
45530	TRAINING & TRAVEL	600	498	700	1,600	900
45810	DUES & MEMBERSHIPS	125	50	125	125	-
TOTAL OTHER CHARGES		2,709	1,594	3,402	3,825	423
46010	OFFICE SUPPLIES	500	432	550	550	-
46110	UNIFORMS	430	453	430	430	-
46120	BOOKS & SUBSCRIPTIONS		353			-
46140	OTHER OPERATING SUPPLIES	500	287	500	600	100
TOTAL MATERIALS & SUPPLIES		1,430	1,525	1,480	1,580	100
TOTAL OTHER OPERATING EXPENSES		37,176	34,798	40,434	38,416	(2,018)
48171	EDP EQUIPMENT	150	116	150	850	700
TOTAL CAP. OUTLAY-REPLACEMENTS		150	116	150	850	700

04/14/2015

CITY OF HARRISONBURG, VA
EXPENDITURE BUDGET

FUND - 1000 - GENERAL FUND
FUNCTION - 800 - COMMUNITY DEVELOPMENT
ACTIVITY - 8100 - PLAN. & COMM. DEVELOPMENT
DEPARTMENT - 810221 - ZONING ADMINISTRATOR

ACCOUNT-----	TITLE -----	-----	2013-2014 -----	2014-2015	2015-2016	NET
		BUDGET	ACTUAL	BUDGET	PROPOSED	CHANGE
48221	FURNITURE & FIXTURES	200			1,000	1,000
TOTAL CAPITAL OUTLAY-ADDITIONS		200			1,000	1,000
TOTAL CAPITAL OUTLAY		350	116	150	1,850	1,700
TOTAL ZONING ADMINISTRATOR		151,288	149,276	154,370	152,253	(2,117)

04/14/2015

CITY OF HARRISONBURG, VA
EXPENDITURE BUDGET

FUND - 1000 - GENERAL FUND
FUNCTION - 800 - COMMUNITY DEVELOPMENT
ACTIVITY - 8100 - PLAN. & COMM. DEVELOPMENT
DEPARTMENT - 810421 - BOARD OF ZONING APPEALS

ACCOUNT-----	TITLE -----	-----	2013-2014 -----	2014-2015	2015-2016	NET
		BUDGET	ACTUAL	BUDGET	PROPOSED	CHANGE
41030	PT SALARIES & WAGES-REG	900	210	900	900	-
TOTAL PERSONAL SERVICES		900	210	900	900	-
42010	FICA	69	16	69	69	-
TOTAL FRINGE BENEFITS		69	16	69	69	-
43600	ADVERTISING	3,600	737	2,600	2,600	-
TOTAL PURCHASED SERVICES		3,600	737	2,600	2,600	-
45210	POSTAGE		876			-
45370	PUB.OFFICIAL LIABILITY IN	944	861	833	391	(442)
45380	GENERAL LIABILITY INS.			4		(4)
45530	TRAINING & TRAVEL	1,626		1,626	1,726	100
TOTAL OTHER CHARGES		2,570	1,737	2,463	2,117	(346)
46010	OFFICE SUPPLIES		23			-
TOTAL MATERIALS & SUPPLIES			23			-
TOTAL OTHER OPERATING EXPENSES		6,239	2,514	5,132	4,786	(346)
TOTAL BOARD OF ZONING APPEALS		7,139	2,724	6,032	5,686	(346)

04/14/2015

CITY OF HARRISONBURG, VA
EXPENDITURE BUDGET

FUND - 1000 - GENERAL FUND
FUNCTION - 800 - COMMUNITY DEVELOPMENT
ACTIVITY - 8100 - PLAN. & COMM. DEVELOPMENT
DEPARTMENT - 810521 - ECONOMIC DEVELOPMENT

ACCOUNT-----	TITLE -----	----- 2013-2014 -----	2014-2015	2015-2016	NET	
		BUDGET	ACTUAL	BUDGET	PROPOSED	CHANGE
41010	SALARIES & WAGES-REG.	111,533	111,958	111,533	117,095	5,562
41015	EMPLOYER BENEFIT MATCH	156	179	156		(156)
41030	PT SALARIES & WAGES-REG	2,550		2,550	2,500	(50)
TOTAL PERSONAL SERVICES		114,239	112,138	114,239	119,595	5,356
42010	FICA	8,739	8,096	8,740	9,150	410
42020	RETIREMENT - VRS	14,009	14,033	14,232	14,942	710
42050	HOSPITAL INSURANCE	12,035	12,166	13,612	15,245	1,633
42060	LIFE INSURANCE - VRS	1,328	1,330	1,473	1,394	(79)
42080	DENTAL INSURANCE				156	156
42110	WORKER'S COMP.	211	189	217	199	(18)
TOTAL FRINGE BENEFITS		36,322	35,813	38,274	41,086	2,812
43100	PROFESSIONAL SERVICES	45,000	22,170	38,000	23,000	(15,000)
43134	LAB MKT & TRAINING SURVEY	18,500	17,500	12,500	10,000	(2,500)
43350	MAINT & REP.-AUTO EQUIP.		1,000			-
43600	ADVERTISING	75,000	52,253	65,000	65,000	-
43603	SPONSORSHIPS	12,000	11,000	12,000	15,000	3,000
43890	STATE FEES AND PERMITS	25		25	25	-
TOTAL PURCHASED SERVICES		150,525	103,923	127,525	113,025	(14,500)
44200	C.G. - PARTS AND LABOR	1,000	1,026	1,000	1,000	-
44300	CENTRAL STORES	200		200	200	-
44310	C.G. - FUEL	930	952	1,100	1,000	(100)
TOTAL INTERNAL SERVICES		2,130	1,978	2,300	2,200	(100)
45210	POSTAGE	400	55	300	250	(50)
45230	TELECOMMUNICATIONS	900	847	650	950	300
45350	VEHICLE & EQUIPMENT INS.	654	557	600	496	(104)
45370	PUB.OFFICIAL LIABILITY IN	472	431	416	391	(25)
45380	GENERAL LIABILITY INS.	731	696	716	841	125
45410	LEASE/RENT OF EQUIPMENT	100	36	100	100	-
45530	TRAINING & TRAVEL	5,500	1,342	5,000	4,600	(400)
45745	PROPERTY REHAB TAX RELIEF	175,659	197,613	194,061	273,683	79,622
45746	INCENTIVE GRANTS	145,000	157,500	100,000	100,000	-
45810	DUES & MEMBERSHIPS	38,368	37,993	44,108	45,408	1,300
TOTAL OTHER CHARGES		367,784	397,070	345,951	426,719	80,768
46010	OFFICE SUPPLIES	850	30	650	850	200
46120	BOOKS & SUBSCRIPTIONS	450	248	350	300	(50)
46140	OTHER OPERATING SUPPLIES	250	89	200	200	-

04/14/2015

CITY OF HARRISONBURG, VA
EXPENDITURE BUDGET

FUND - 1000 - GENERAL FUND
FUNCTION - 800 - COMMUNITY DEVELOPMENT
ACTIVITY - 8100 - PLAN. & COMM. DEVELOPMENT
DEPARTMENT - 810521 - ECONOMIC DEVELOPMENT

ACCOUNT-----	TITLE -----	-----	2013-2014 -----	2014-2015	2015-2016	NET
		BUDGET	ACTUAL	BUDGET	PROPOSED	CHANGE
TOTAL MATERIALS & SUPPLIES		1,550	367	1,200	1,350	150
TOTAL OTHER OPERATING EXPENSES		558,311	539,151	515,250	584,380	69,130
48171 EDP EQUIPMENT		1,500	1,196	1,100	1,100	-
TOTAL CAP. OUTLAY-REPLACEMENTS		1,500	1,196	1,100	1,100	-
48228 DEVELOPMENT COST REIMB.		25,000		20,000	10,000	(10,000)
TOTAL CAPITAL OUTLAY-ADDITIONS		25,000		20,000	10,000	(10,000)
TOTAL CAPITAL OUTLAY		26,500	1,196	21,100	11,100	(10,000)
TOTAL ECONOMIC DEVELOPMENT		699,050	652,484	650,589	715,075	64,486

04/14/2015

CITY OF HARRISONBURG, VA
EXPENDITURE BUDGET

FUND - 1000 - GENERAL FUND
FUNCTION - 800 - COMMUNITY DEVELOPMENT
ACTIVITY - 8100 - PLAN. & COMM. DEVELOPMENT
DEPARTMENT - 810621 - DOWNTOWN RENAISSANCE

ACCOUNT-----	TITLE -----	-----	2013-2014 -----	2014-2015	2015-2016	NET
		BUDGET	ACTUAL	BUDGET	PROPOSED	CHANGE
41010	SALARIES & WAGES-REG.	172,325	168,578	173,471	175,446	1,975
41050	ANNUAL LEAVE - SEPARATION		490			-
TOTAL PERSONAL SERVICES		172,325	169,068	173,471	175,446	1,975
42010	FICA	13,183	11,828	13,271	13,422	151
42050	HOSPITAL INSURANCE	17,255	13,595	23,355	17,202	(6,153)
TOTAL FRINGE BENEFITS		30,438	25,422	36,626	30,624	(6,002)
45230	TELECOMMUNICATIONS	700	303	700	700	-
TOTAL OTHER CHARGES		700	303	700	700	-
46010	OFFICE SUPPLIES	3,000	2,487	3,000	3,000	-
46140	OTHER OPERATING SUPPLIES	2,500	1,439	2,500	2,500	-
TOTAL MATERIALS & SUPPLIES		5,500	3,926	5,500	5,500	-
TOTAL OTHER OPERATING EXPENSES		36,638	29,651	42,826	36,824	(6,002)
TOTAL DOWNTOWN RENAISSANCE		208,963	198,719	216,297	212,270	(4,027)

04/14/2015

CITY OF HARRISONBURG, VA
EXPENDITURE BUDGET

FUND - 1000 - GENERAL FUND
FUNCTION - 800 - COMMUNITY DEVELOPMENT
ACTIVITY - 8100 - PLAN. & COMM. DEVELOPMENT
DEPARTMENT - 810821 - TOURISM & VISITORS SER

ACCOUNT-----	TITLE -----	----- 2013-2014 -----	----- 2014-2015 -----	2015-2016	NET
		BUDGET	ACTUAL	PROPOSED	CHANGE
41010	SALARIES & WAGES-REG.	78,670	68,091	78,812	40,788
41015	EMPLOYER BENEFIT MATCH	312	247	312	(312)
41030	PT SALARIES & WAGES-REG	79,094	73,587	78,189	(25,901)
41050	ANNUAL LEAVE - SEPARATION		367		-
TOTAL PERSONAL SERVICES		158,076	142,292	157,313	14,575
42010	FICA	12,093	10,376	12,035	1,114
42020	RETIREMENT - VRS	9,881	8,552	10,057	5,204
42050	HOSPITAL INSURANCE	13,861	12,559	23,671	(1,813)
42060	LIFE INSURANCE - VRS	937	810	1,041	383
42070	DISABILITY (VLDP)			216	216
42080	DENTAL INSURANCE			468	468
42110	WORKER'S COMP.	219	174	211	19
42160	FLEX. SPENDING PLAN COST			65	(65)
TOTAL FRINGE BENEFITS		36,991	32,471	47,080	5,526
43100	PROFESSIONAL SERVICES	21,990	23,861	21,990	(800)
43165	CREDIT CARD SERVICE FEES	1,175	851	1,175	-
43320	SERVICE CONTRACTS			1,888	12
43360	MAINT & REP.-BLDGS & GNDS			4,150	(4,150)
43600	ADVERTISING	89,000	85,388	90,000	800
43601	CONTRACT PRINTING/MAILING	25,300	21,802	24,300	(13,400)
43603	SPONSORSHIPS	4,250	5,990	4,250	-
TOTAL PURCHASED SERVICES		141,715	137,893	147,753	(17,538)
44200	C.G. - PARTS AND LABOR	1,504	553	1,500	(500)
44300	CENTRAL STORES	2,000	800	2,000	-
44310	C.G. - FUEL	930	1,096	1,100	(300)
TOTAL INTERNAL SERVICES		4,434	2,450	4,600	(800)
45210	POSTAGE	11,552	6,128	11,052	(1,052)
45230	TELECOMMUNICATIONS	2,040	2,579	2,040	408
45350	VEHICLE & EQUIPMENT INS.	522	444	475	(63)
45360	SURETY BONDS	55	51	53	(3)
45370	PUB.OFFICIAL LIABILITY IN	2,359	2,153	2,498	(152)
45380	GENERAL LIABILITY INS.	552	525	548	(87)
45530	TRAINING & TRAVEL	5,425	5,607	6,775	1,790
45810	DUES & MEMBERSHIPS	2,610	1,570	2,610	410
TOTAL OTHER CHARGES		25,115	19,057	26,051	1,251
46010	OFFICE SUPPLIES	4,000	4,422	5,500	-
46120	BOOKS & SUBSCRIPTIONS	195	208	300	-

04/14/2015

CITY OF HARRISONBURG, VA
EXPENDITURE BUDGET

FUND - 1000 - GENERAL FUND
FUNCTION - 800 - COMMUNITY DEVELOPMENT
ACTIVITY - 8100 - PLAN. & COMM. DEVELOPMENT
DEPARTMENT - 810821 - TOURISM & VISITORS SER

ACCOUNT-----	TITLE -----	-----	2013-2014 -----	2014-2015	2015-2016	NET
		BUDGET	ACTUAL	BUDGET	PROPOSED	CHANGE
46140	OTHER OPERATING SUPPLIES	2,805	2,025	3,000	2,500	(500)
46151	MAT'L RESALE-MERCHANDISE	18,000	16,682	18,000	18,000	-
TOTAL MATERIALS & SUPPLIES		25,000	23,337	26,800	26,300	(500)
TOTAL OTHER OPERATING EXPENSES		233,255	215,207	252,284	240,223	(12,061)
48281	BUILDINGS & GROUNDS	30,000	7,922	21,417	20,000	(1,417)
TOTAL CAPITAL OUTLAY-ADDITIONS		30,000	7,922	21,417	20,000	(1,417)
TOTAL CAPITAL OUTLAY		30,000	7,922	21,417	20,000	(1,417)
TOTAL TOURISM & VISITORS SER		421,331	365,422	431,014	432,111	1,097

04/14/2015

CITY OF HARRISONBURG, VA
EXPENDITURE BUDGET

FUND - 1000 - GENERAL FUND
FUNCTION - 800 - COMMUNITY DEVELOPMENT
ACTIVITY - 8100 - PLAN. & COMM. DEVELOPMENT
DEPARTMENT - 810921 - DOWNTOWN PARKING SERVICES

ACCOUNT-----	TITLE -----	----- 2013-2014 -----	----- 2014-2015 -----	----- 2015-2016 -----	NET	
		BUDGET	ACTUAL	BUDGET	PROPOSED	CHANGE
41010	SALARIES & WAGES-REG.	32,282	32,040	31,658	34,923	3,265
41015	EMPLOYER BENEFIT MATCH	156	157	156		(156)
41020	SALARIES & WAGES-O/T			470	470	-
41030	PT SALARIES & WAGES-REG	58,316	50,675	58,316	58,028	(288)
TOTAL PERSONAL SERVICES		90,754	82,872	90,600	93,421	2,821
42010	FICA	6,943	6,098	6,931	7,147	216
42020	RETIREMENT - VRS	4,055	3,993	4,040	4,456	416
42050	HOSPITAL INSURANCE	10,465	4,212	8,017	8,978	961
42060	LIFE INSURANCE - VRS	385	378	418	416	(2)
42080	DENTAL INSURANCE				156	156
42110	WORKER'S COMP.	2,088	1,844	2,048	2,219	171
TOTAL FRINGE BENEFITS		23,936	16,525	21,454	23,372	1,918
43100	PROFESSIONAL SERVICES	20,000	1,107	20,000	20,000	-
43110	MEDICAL SERVICES	300	150	300		(300)
43330	MAINT & REP.-MACH & EQUIP	500		500	500	-
43360	MAINT & REP.-BLDGS & GNDS	1,000	8	1,000	1,000	-
43600	ADVERTISING	1,200		1,000	500	(500)
43710	UNIFORM MAINTENANCE CONT.	1,200	628	1,200	1,200	-
TOTAL PURCHASED SERVICESS		24,200	1,892	24,000	23,200	(800)
44200	C.G. - PARTS AND LABOR	2,000	1,105	2,000	1,000	(1,000)
44300	CENTRAL STORES	400		400	400	-
44302	C.S.-POWER.EQUIP.SUPPLIES	6,500	11,451	6,500	6,500	-
44310	C.G. - FUEL	3,348	2,169	1,600	1,600	-
TOTAL INTERNAL SERVICES		12,248	14,725	10,500	9,500	(1,000)
45110	ELECTRICITY	32,000	30,358	32,000	35,000	3,000
45130	WATER & SEWER	300	336	300	300	-
45210	POSTAGE	200	46	100	50	(50)
45230	TELECOMMUNICATIONS	650	1,057	650	650	-
45340	PROPERTY INSURANCE	7,309	5,916	5,929	10,774	4,845
45350	VEHICLE & EQUIPMENT INS.	1,180	1,005	884	735	(149)
45360	SURETY BONDS	5	4	4	4	-
45370	PUB.OFFICIAL LIABILITY IN	944	861	833	782	(51)
45380	GENERAL LIABILITY INS.	268	255	230	206	(24)
45400	LEASES & RENTALS	2,600	2,062	2,600	2,600	-
45530	TRAINING & TRAVEL			150	150	-
TOTAL OTHER CHARGES		45,456	41,900	43,680	51,251	7,571
46010	OFFICE SUPPLIES	1,500	456	1,000	1,000	-

04/14/2015

CITY OF HARRISONBURG, VA
EXPENDITURE BUDGET

FUND - 1000 - GENERAL FUND
FUNCTION - 800 - COMMUNITY DEVELOPMENT
ACTIVITY - 8100 - PLAN. & COMM. DEVELOPMENT
DEPARTMENT - 810921 - DOWNTOWN PARKING SERVICES

ACCOUNT-----	TITLE -----	-----	2013-2014 -----	2014-2015	2015-2016	NET
		BUDGET	ACTUAL	BUDGET	PROPOSED	CHANGE
46070	REPAIR & MAINT. SUPPLIES	2,500	996	2,500	2,500	-
46140	OTHER OPERATING SUPPLIES	200	21	200	200	-
TOTAL MATERIALS & SUPPLIES		4,200	1,473	3,700	3,700	-
TOTAL OTHER OPERATING EXPENSES		110,040	76,515	103,334	111,023	7,689
48184	IMPROVEMENTS	14,000	6,148	14,000	10,000	(4,000)
TOTAL CAP. OUTLAY-REPLACEMENTS		14,000	6,148	14,000	10,000	(4,000)
48211	MACHINERY & EQUIPMENT	2,000	1,371	2,000	2,000	-
TOTAL CAPITAL OUTLAY-ADDITIONS		2,000	1,371	2,000	2,000	-
TOTAL CAPITAL OUTLAY		16,000	7,519	16,000	12,000	(4,000)
TOTAL DOWNTOWN PARKING SERVICES		216,794	166,907	209,934	216,444	6,510

04/14/2015

CITY OF HARRISONBURG, VA
EXPENDITURE BUDGET

FUND - 1000 - GENERAL FUND
FUNCTION - 900 - NON-DEPARTMENTAL
ACTIVITY - 9201 - NON DEPARTMENTAL
DEPARTMENT - 910411 - CONTRIBUTIONS

ACCOUNT-----	TITLE -----	----- 2013-2014 -----	2014-2015	2015-2016	NET	
		BUDGET	ACTUAL	BUDGET	PROPOSED	CHANGE
43850	CENT. SHEN. PLANNING DIST	43,602	41,397	44,309	44,959	650
TOTAL PURCHASED SERVICESS		43,602	41,397	44,309	44,959	650
45642	CHAMBER OF COMMERCE	3,475	3,475	3,475	3,475	-
45644	SALVATION ARMY	75,000	75,000	25,000	25,000	-
45645	HBURG RESCUE SQUAD	15,730	15,731	22,836	30,780	7,944
45647	SHEN.VAL.SOIL & WAT. CONS	4,500	4,500	4,500	4,500	-
45648	BLUE RIDGE COMMUNITY COLL	46,484	46,484	46,484	67,672	21,188
45649	RHAM. CO. HISTORICAL SOC.	1,940	1,940	1,940	1,940	-
45650	VALLEY PROG.FOR AGING SVS	26,190	26,190	26,190	26,190	-
45651	WWPT - PUBLIC TELEVISION	2,250	2,250	2,250	2,250	-
45652	FIRST STEP, INC.	18,333	18,333	18,333	18,333	-
45659	BLUE RIDGE LEGAL SERVICES	10,019	10,019	10,019	10,019	-
45662	FREE CLINIC INC.	13,095	13,095	13,095	13,095	-
45663	COMMUNITY MEDIATION CTR.	3,500	3,500	3,500	3,500	-
45664	WOODBINE CEMETARY	1,500	1,500	1,500	1,500	-
45669	BOYS AND GIRLS CLUB	51,500	51,500	51,500	51,500	-
45678	NEWTOWN CEMETERY	1,500	1,500	1,500	1,500	-
45805	H'BURG/CO THERMAL SHELTER	14,500	14,500	14,500	14,500	-
45883	FIRST NIGHT	8,730	8,730	10,000	10,000	-
45885	ARTS COUNCIL OF VALLEY	34,920	34,920	34,920	34,920	-
45886	QUILT MUSEUM	1,800	1,800	1,800	1,800	-
45890	LITTLE LEAGUE ASSOCIATION	6,000	6,000	6,000	6,000	-
45893	CATS CRADLE	375	305	375	375	-
45896	ROBERTA WEBB CHILD CARE C	10,476	10,476	10,476	10,476	-
45900	BIG BROTHERS/BIG SISTERS	8,730	8,730	8,730	8,730	-
45902	NEWBRIDGES IMMIGRANT RESO	6,500	6,500	6,500	6,500	-
45905	SECOND HOME CHILD CARE CT	13,095	13,095	13,095	13,095	-
45909	HDR (VALLEY 4TH)	8,500	8,500	8,500	8,500	-
45910	SHEN VALLEY SPAY & NEUTER	120	44	120	120	-
45912	OUR COMMUNITY PLACE	4,850	4,850	4,850	4,850	-
45916	COURT SQUARE THEATER	60,000	60,000	57,000	54,000	(3,000)
45918	FIRST TEE PROGRAM	70,000	70,000	70,000	70,000	-
TOTAL OTHER CHARGES		523,612	523,466	478,988	505,120	26,132
47010	LIBRARY - OPERATING	450,890	450,890	466,390	466,390	-
47030	JUVENILE DETENTION HOME	204,431	204,432	285,856	344,636	58,780
47040	SHEN VALLEY REG AIRPORT	67,923	67,923	67,923	67,923	-
TOTAL PMT. TO JOINT OPERATIONS		723,244	723,245	820,169	878,949	58,780
TOTAL OTHER OPERATING EXPENSES		1,290,458	1,288,108	1,343,466	1,429,028	85,562

04/14/2015

CITY OF HARRISONBURG, VA
EXPENDITURE BUDGET

FUND - 1000 - GENERAL FUND
FUNCTION - 900 - NON-DEPARTMENTAL
ACTIVITY - 9201 - NON DEPARTMENTAL
DEPARTMENT - 910411 - CONTRIBUTIONS

ACCOUNT-----	TITLE -----	-----	2013-2014 -----	2014-2015	2015-2016	NET
		BUDGET	ACTUAL	BUDGET	PROPOSED	CHANGE
TOTAL CONTRIBUTIONS		1,290,458	1,288,108	1,343,466	1,429,028	85,562

04/14/2015

CITY OF HARRISONBURG, VA
EXPENDITURE BUDGET

FUND - 1000 - GENERAL FUND
FUNCTION - 900 - NON-DEPARTMENTAL
ACTIVITY - 9201 - NON DEPARTMENTAL
DEPARTMENT - 910511 - JOINT OPERATIONS

ACCOUNT-----	TITLE -----	-----	2013-2014 -----	2014-2015	2015-2016	NET
		BUDGET	ACTUAL	BUDGET	PROPOSED	CHANGE
47070	JAIL, COURTS, ETC.	3,650,397	3,650,052	3,960,000	3,914,000	(46,000)
47071	SOCIAL SERVICES DISTRICT	1,138,232	1,138,232	1,192,037	1,468,798	276,761
47073	COMPREHENSIVE SERVICES ACT	1,900,000	1,900,000	1,900,000	1,900,000	-
TOTAL PMT. TO JOINT OPERATIONS		6,688,629	6,688,284	7,052,037	7,282,798	230,761
TOTAL OTHER OPERATING EXPENSES		6,688,629	6,688,284	7,052,037	7,282,798	230,761
TOTAL JOINT OPERATIONS		6,688,629	6,688,284	7,052,037	7,282,798	230,761

04/14/2015

CITY OF HARRISONBURG, VA
EXPENDITURE BUDGET

FUND - 1000 - GENERAL FUND
FUNCTION - 900 - NON-DEPARTMENTAL
ACTIVITY - 9400 - RESERVE FOR CONTINGENCIES
DEPARTMENT - 940111 - RESERVE FOR CONTINGENCIES

ACCOUNT-----	TITLE -----	-----	2013-2014 -----	2014-2015	2015-2016	NET
		BUDGET	ACTUAL	BUDGET	PROPOSED	CHANGE
49310	RESERVE FOR CONTINGENCIES	131,700		250,000	250,000	-
49311	RES.FOR PAY PLAN INCREASE			754,205		(754,205)
TOTAL RESERVE FOR CONTINGENCIES		131,700		1,004,205	250,000	(754,205)
TOTAL OTHER USES OF FUNDS		131,700		1,004,205	250,000	(754,205)
TOTAL RESERVE FOR CONTINGENCIES		131,700		1,004,205	250,000	(754,205)

04/14/2015

CITY OF HARRISONBURG, VA
EXPENDITURE BUDGET

FUND - 1000 - GENERAL FUND
FUNCTION - 900 - NON-DEPARTMENTAL
ACTIVITY - 9800 - DEBT SERVICE
DEPARTMENT - 980142 - DEBT SERVICE

ACCOUNT-----	TITLE -----	----- 2013-2014 -----	----- 2014-2015 -----	2015-2016	NET	
		BUDGET	ACTUAL	BUDGET	PROPOSED	CHANGE
49102	CAP LEASE (SS & HLTH DPT)	79,143	79,142	84,060	89,330	5,270
49115	G.O. SERIES 2009A (VRA)	80,000	80,000	85,000	90,000	5,000
49118	CAP LEASE (FIRE TRUCK)			178,168	179,994	1,826
49119	VPSA BONDS	2,115,000	2,115,000	1,975,000	2,050,000	75,000
49400	CAP LEASE (RADIO SYS)	391,000	391,000	406,000	421,000	15,000
49402	HRHA (CHILDREN'S MUSEUM)	51,285	51,285	53,436	55,677	2,241
49403	G.O. SERIES 2005	326,094	326,094	337,671		(337,671)
49404	G.O. SERIES 2006	1,435,000	1,435,000	1,495,000	1,570,000	75,000
49405	HRHA (ONE COURT SQUARE)	240,979	240,978	124,993		(124,993)
49412	G.O. SERIES 2010A	380,000	380,000	385,000	395,000	10,000
49414	G.O. SERIES 2010B	325,383	325,383	331,693	342,302	10,609
49415	G.O. SERIES 2011	1,570,000	1,570,000	1,605,000	1,645,000	40,000
49416	G.O. SERIES 2012	458,000	458,000	468,000	479,000	11,000
49417	G.O. SERIES 2014A				545,000	545,000
49418	G.O. SERIES 2014B				295,000	295,000
TOTAL PRINCIPAL		7,451,884	7,451,882	7,529,021	8,157,303	628,282
49125	G.O. SERIES 2009A (VRA)	39,357	39,356	36,229	32,194	(4,035)
49128	CAP LEASE (FIRE TRUCK)	6,000	2,754	4,600	2,773	(1,827)
49129	VPSA BONDS	1,623,705	1,623,705	1,521,240	1,423,684	(97,556)
49132	CAP LEASE (SS & HLTH DPT)	14,327	14,327	9,409	4,140	(5,269)
49150	BANK HANDLING CHARGES	6,000	3,196	6,000	5,000	(1,000)
49152	ARBITRAGE REBATE SERVICES	2,500	6,433	7,000	3,000	(4,000)
49500	CAP LEASE (RADIO SYS)	108,044	108,044	93,060	77,513	(15,547)
49502	HRHA (CHILDREN'S MUSEUM)	16,383	16,382	14,232	11,992	(2,240)
49503	G.O. SERIES 2005	181,327	181,327	169,545		(169,545)
49504	G.O. SERIES 2006	1,835,655	1,835,655	1,778,255	80,463	(1,697,792)
49505	HRHA (ONE COURT SQUARE)	12,644	12,644	1,818		(1,818)
49512	G.O. SERIES 2010A	268,625	268,625	260,975	253,175	(7,800)
49514	G.O. SERIES 2010B	180,522	180,521	172,292	163,894	(8,398)
49515	G.O. SERIES 2011	743,107	743,106	711,357	678,857	(32,500)
49516	G.O. SERIES 2012	172,062	172,062	161,876	151,459	(10,417)
49517	G.O. SERIES 2014A			385,000	421,469	36,469
49518	G.O. SERIES 2014B				1,809,350	1,809,350
TOTAL INTEREST & FISCAL CHARGES		5,210,258	5,208,138	5,332,888	5,118,963	(213,925)
TOTAL DEBT SERVICE		12,662,142	12,660,020	12,861,909	13,276,266	414,357
TOTAL OTHER USES OF FUNDS		12,662,142	12,660,020	12,861,909	13,276,266	414,357
49550	BOND ISSUANCE COSTS, ETC.	271,077	253,918			-
49555	DEPOSIT TO ESCROW AGENT	42,327,820	42,327,820			-
49556	PMENT FOR CURRNT BOND REF	5,146,875	5,146,875			-

04/14/2015

CITY OF HARRISONBURG, VA
EXPENDITURE BUDGET

FUND - 1000 - GENERAL FUND
FUNCTION - 900 - NON-DEPARTMENTAL
ACTIVITY - 9800 - DEBT SERVICE
DEPARTMENT - 980142 - DEBT SERVICE

ACCOUNT-----	TITLE -----	----- BUDGET	2013-2014 ----- ACTUAL	2014-2015 BUDGET	2015-2016 PROPOSED	NET CHANGE
TOTAL OTHER CHARGES		47,745,771	47,728,613			-
TOTAL OTHER OPERATING EXPENSES		47,745,771	47,728,613			-
TOTAL DEBT SERVICE		47,745,771	47,728,613			-
TOTAL DEBT SERVICE		60,407,913	60,388,632	12,861,909	13,276,266	414,357

04/14/2015

CITY OF HARRISONBURG, VA
EXPENDITURE BUDGET

FUND - 1000 - GENERAL FUND
FUNCTION - 900 - NON-DEPARTMENTAL
ACTIVITY - 9900 - TRANSFERS
DEPARTMENT - 990111 - TRANSFERS

ACCOUNT-----	TITLE -----	----- 2013-2014 -----		2014-2015	2015-2016	NET
		BUDGET	ACTUAL	BUDGET	PROPOSED	CHANGE
49218	TR ECC FUND	1,453,812	1,453,812	1,759,580	1,880,205	120,625
49219	TR TO GENERAL CAP PROJ	1,890,000	1,890,000	634,000	367,335	(266,665)
49220	TR TO SCHOOL FUND	27,344,636	27,344,636	28,836,860	30,003,852	1,166,992
49247	TR TO ECC CAP PROJ				748,372	748,372
49250	TR TO CENTRAL GARAGE FUND	26,730	26,730	47,989		(47,989)
49260	TR TO CENTRAL STORES FUND	7,731	7,731	10,906	9,774	(1,132)
49270	TR TO PUBLIC TRANSP FUND	550,822	550,822	248,417	250,000	1,583
49280	TR TO SANITATION FUND	395,705	395,705			-
TOTAL FUND TRANSFERS		31,669,436	31,669,436	31,537,752	33,259,538	1,721,786
TOTAL OTHER USES OF FUNDS		31,669,436	31,669,436	31,537,752	33,259,538	1,721,786
TOTAL TRANSFERS		31,669,436	31,669,436	31,537,752	33,259,538	1,721,786
TOTAL GENERAL FUND		148,324,229	143,744,125	94,290,679	100,475,097	6,184,418

04/14/2015

CITY OF HARRISONBURG, VA
EXPENDITURE BUDGET

FUND - 1111 - SCHOOL FUND

FUNCTION - 1111 - SCHOOL

DEPARTMENT - 111114 - SCHOOL FUND

ACCOUNT-----	TITLE -----	-----	2013-2014 -----	2014-2015	2015-2016	NET
		BUDGET	ACTUAL	BUDGET	PROPOSED	CHANGE
40610	INSTRUCTION	46,679,603	46,798,385	48,749,936	51,349,276	2,599,340
40620	ADMIN-ATTEND-HEALTH SER.	3,543,122	3,522,842	3,665,431	3,842,286	176,855
40630	PUPIL TRANSPORTATION	2,903,097	2,784,332	3,253,249	3,404,998	151,749
40640	OPERATIONS & MAINTENANCE	4,835,167	4,599,825	4,811,418	5,059,494	248,076
40660	FACILITIES	43,000	38,774			-
40680	TECHNOLOGY	2,332,118	2,429,718	2,617,754	2,968,266	350,512
TOTAL SCHOOLS		60,336,106	60,173,876	63,097,788	66,624,320	3,526,532
TOTAL SCHOOL FUND		60,336,106	60,173,876	63,097,788	66,624,320	3,526,532
TOTAL SCHOOL FUND		60,336,106	60,173,876	63,097,788	66,624,320	3,526,532

04/14/2015

CITY OF HARRISONBURG, VA
EXPENDITURE BUDGET

FUND - 1114 - SCHOOL NUTRITION FUND
FUNCTION - 1114 - SCHOOL NUTRITION FUND

DEPARTMENT - 111414 - SCHOOL NUTRITION FUND

ACCOUNT-----	TITLE -----	-----	2013-2014 -----	2014-2015	2015-2016	NET
		BUDGET	ACTUAL	BUDGET	PROPOSED	CHANGE
40650	FOOD SERVICES	2,990,347	2,895,279	3,254,593	3,449,034	194,441
40680	TECHNOLOGY	15,000	14,782	15,000	21,500	6,500
TOTAL SCHOOLS		3,005,347	2,910,061	3,269,593	3,470,534	200,941
TOTAL SCHOOL NUTRITION FUND		3,005,347	2,910,061	3,269,593	3,470,534	200,941
TOTAL SCHOOL NUTRITION FUND		3,005,347	2,910,061	3,269,593	3,470,534	200,941

04/14/2015

CITY OF HARRISONBURG, VA
EXPENDITURE BUDGET

FUND - 1116 - EMERG COMM CENTER FUND
FUNCTION - 300 - PUBLIC SAFETY
ACTIVITY - 3200 - FIRE & RESCUE
DEPARTMENT - 321132 - EMERG COMMUNICATIONS CENT

ACCOUNT-----	TITLE -----	BUDGET	ACTUAL	BUDGET	PROPOSED	NET CHANGE
		----- 2013-2014 -----	----- 2014-2015 -----	----- 2015-2016 -----		
41010	SALARIES & WAGES-REG.	1,466,704	1,393,255	1,423,261	1,701,959	278,698
41015	EMPLOYER BENEFIT MATCH	5,928	5,398	5,928		(5,928)
41020	SALARIES & WAGES-O/T	113,692	105,278	99,552	126,517	26,965
41030	PT SALARIES & WAGES-REG	80,436	103,773	94,194	109,845	15,651
41040	PT SALARIES & WAGES-O/T	3,060	752			-
41050	ANNUAL LEAVE - SEPARATION	5,000	3,994	5,000	5,000	-
41051	SICK LEAVE - SEPARATION	4,000	4,079	5,000	5,000	-
TOTAL PERSONAL SERVICES		1,678,820	1,616,528	1,632,935	1,948,321	315,386
42010	FICA	115,600	113,357	124,155	149,047	24,892
42020	RETIREMENT - VRS	179,571	177,734	181,608	217,170	35,562
42050	HOSPITAL INSURANCE	194,950	202,936	241,182	283,132	41,950
42060	LIFE INSURANCE - VRS	17,014	16,838	18,787	20,254	1,467
42070	DISABILITY (VLDP)		69		1,629	1,629
42080	DENTAL INSURANCE				6,708	6,708
42090	UNEMPLOYMENT	1,000		1,500	1,000	(500)
42110	WORKER'S COMP.	3,417	3,860	3,950	4,396	446
42190	LODA	4,800		3,950		(3,950)
TOTAL FRINGE BENEFITS		516,352	514,795	575,132	683,336	108,204
43090	RENTAL OF PROPERTY	96,422	105,540	111,330	117,895	6,565
43110	MEDICAL SERVICES	7,528	5,103	14,790	7,973	(6,817)
43120	ACCOUNTING & AUDITING	8,800	8,400	8,400	8,800	400
43310	REPAIRS & MAINTENANCE		16,360			-
43320	SERVICE CONTRACTS	698,690	686,989	769,963	772,309	2,346
43330	MAINT & REP.-MACH & EQUIP	43,150	32,709	98,300	104,420	6,120
43340	MAINT & REP.-FURN & FIX	3,500	5,582	12,005	11,700	(305)
43360	MAINT & REP.-BLDGS & GNDS	9,300	2,488	146,500	100,640	(45,860)
43600	ADVERTISING	600	319	600	600	-
TOTAL PURCHASED SERVICES		867,990	863,490	1,161,888	1,124,337	(37,551)
44200	C.G. - PARTS AND LABOR	7,500	9,025	7,500	10,000	2,500
44307	C.S.-OFFICE SUPPLIES	2,349	1,124	2,349	2,349	-
44309	C.S.-OTHER SUPPLIES	1,170	273	1,170	1,170	-
44310	C.G. - FUEL	9,000	8,684	9,000	7,500	(1,500)
TOTAL INTERNAL SERVICES		20,019	19,107	20,019	21,019	1,000
45110	ELECTRICITY	76,000	72,193	85,000	76,000	(9,000)
45119	NATURAL GAS	10,500	8,433	11,160	10,700	(460)
45130	WATER & SEWER	3,720	2,797	1,800	2,000	200
45210	POSTAGE	350	70	350	350	-
45220	MESSENGER SVS./PACKAGES	300		300	300	-
45230	TELECOMMUNICATIONS	68,845	64,628	123,852	112,772	(11,080)

04/14/2015

CITY OF HARRISONBURG, VA
EXPENDITURE BUDGET

FUND - 1116 - EMERG COMM CENTER FUND
FUNCTION - 300 - PUBLIC SAFETY
ACTIVITY - 3200 - FIRE & RESCUE
DEPARTMENT - 321132 - EMERG COMMUNICATIONS CENT

ACCOUNT-----	TITLE -----	----- 2013-2014 -----	----- 2014-2015 -----	----- 2015-2016 -----	NET	
		BUDGET	ACTUAL	BUDGET	PROPOSED	CHANGE
45240	E911 TELECOMMUNICATIONS	150,544	143,058	165,400	128,892	(36,508)
45310	BOILER & MACHINERY INS.	1,712	1,586	3,424	1,648	(1,776)
45340	PROPERTY INSURANCE	9,880	9,404	20,000	8,781	(11,219)
45350	VEHICLE & EQUIPMENT INS.	8,734	7,986	18,000	8,115	(9,885)
45360	SURETY BONDS	214	196	225	200	(25)
45380	GENERAL LIABILITY INS.	4,708	4,524	4,785	5,210	425
45394	RETIREE H' CARE BENEFIT	3,600	3,600	3,600	3,600	-
45395	LODA - VOLUNTEERS	2,340	2,340	2,360	3,255	895
45530	TRAINING & TRAVEL	67,402	24,985	87,400	117,188	29,788
45810	DUES & MEMBERSHIPS	29,745	28,792	34,135	29,939	(4,196)
45814	LANGUAGE LINE-INTERPRETAT	15,000	19,840	21,500	24,500	3,000
45850	FREIGHT & DRAYAGE	300	29	300	300	-
TOTAL OTHER CHARGES		453,894	394,463	583,591	533,750	(49,841)
46010	OFFICE SUPPLIES	9,500	10,959	11,100	11,100	-
46070	REPAIR & MAINT. SUPPLIES	3,500	946	3,500	3,500	-
46078	MAINT & REPAIRS-COMPUTERS	12,000	11,931	12,000	12,000	-
46110	UNIFORMS	9,000	13,496	10,000	10,000	-
46120	BOOKS & SUBSCRIPTIONS	1,688	145	1,240	690	(550)
46140	OTHER OPERATING SUPPLIES	9,175	5,943	8,975	8,825	(150)
46153	RADIO REP/PRCH FOR OTHERS	250,000	252,673	250,000	250,000	-
TOTAL MATERIALS & SUPPLIES		294,863	296,093	296,815	296,115	(700)
TOTAL OTHER OPERATING EXPENSES		2,153,118	2,087,947	2,637,445	2,658,557	21,112
48121	FURNITURE & FIXTURES	12,000	9,660			-
48151	MOTOR VEHICLES & EQUIP.	43,400				-
TOTAL CAP. OUTLAY-REPLACEMENTS		55,400	9,660			-
48231	RADIO EQUIPMENT	31,000	31,461	700,000		(700,000)
48251	MOTOR VEHICLES & EQUIP.		34,660			-
48272	HARDWARE	367,000	316,513		225,000	225,000
48273	SOFTWARE		47,401		21,500	21,500
TOTAL CAPITAL OUTLAY-ADDITIONS		398,000	430,035	700,000	246,500	(453,500)
TOTAL CAPITAL OUTLAY		453,400	439,695	700,000	246,500	(453,500)
49247	TR TO ECC CAP PROJ	345,000	345,000			-
TOTAL FUND TRANSFERS		345,000	345,000			-

04/14/2015

CITY OF HARRISONBURG, VA
EXPENDITURE BUDGET

FUND - 1116 - EMERG COMM CENTER FUND
FUNCTION - 300 - PUBLIC SAFETY
ACTIVITY - 3200 - FIRE & RESCUE
DEPARTMENT - 321132 - EMERG COMMUNICATIONS CENT

ACCOUNT-----	TITLE -----	-----	2013-2014 -----	2014-2015	2015-2016	NET
		BUDGET	ACTUAL	BUDGET	PROPOSED	CHANGE
49311	RES.FOR PAY PLAN INCREASE			110,000		(110,000)
TOTAL RESERVE FOR CONTINGENCIES				110,000		(110,000)
TOTAL OTHER USES OF FUNDS		345,000	345,000	110,000		(110,000)
TOTAL EMERG COMMUNICATIONS CENT		4,630,338	4,489,170	5,080,380	4,853,378	(227,002)
TOTAL EMERG COMM CENTER FUND		4,630,338	4,489,170	5,080,380	4,853,378	(227,002)

04/14/2015

CITY OF HARRISONBURG, VA
EXPENDITURE BUDGET

FUND - 1117 - COMM DEV BLOCK GRANT FUND
FUNCTION - 800 - COMMUNITY DEVELOPMENT
ACTIVITY - 8100 - PLAN. & COMM. DEVELOPMENT
DEPARTMENT - 810721 - COMM DEV BLOCK GRANT

ACCOUNT-----	TITLE -----	----- 2013-2014 -----	2014-2015	2015-2016	NET	
		BUDGET	ACTUAL	BUDGET	PROPOSED	CHANGE
41010	SALARIES & WAGES-REG.	42,861	44,068	42,861	44,802	1,941
41015	EMPLOYER BENEFIT MATCH	109	109	109		(109)
41030	PT SALARIES & WAGES-REG	25,502	18,268	25,502	24,981	(521)
TOTAL PERSONAL SERVICES		68,472	62,445	68,472	69,783	1,311
42010	FICA	5,239	4,385	5,239	5,339	100
42020	RETIREMENT - VRS	5,384	5,517	5,469	5,717	248
42050	HOSPITAL INSURANCE	7,325	7,405	11,836	9,280	(2,556)
42060	LIFE INSURANCE - VRS	510	523	566	534	(32)
42080	DENTAL INSURANCE				110	110
42110	WORKER'S COMP.	61	49	56	67	11
TOTAL FRINGE BENEFITS		18,519	17,879	23,166	21,047	(2,119)
43100	PROFESSIONAL SERVICES		225			-
43120	ACCOUNTING & AUDITING	650	650	650	700	50
43600	ADVERTISING	2,500	1,319	2,500	2,000	(500)
TOTAL PURCHASED SERVICES		3,150	2,194	3,150	2,700	(450)
45210	POSTAGE	500	70	500	500	-
45230	TELECOMMUNICATIONS	2,000	1,448	2,000	1,700	(300)
45370	PUB.OFFICIAL LIABILITY IN	366	431	416	391	(25)
45380	GENERAL LIABILITY INS.		852	523	737	214
45410	LEASE/RENT OF EQUIPMENT	1,105	1,060	1,105	1,105	-
45530	TRAINING & TRAVEL	3,865	432	4,000	1,500	(2,500)
45676	CDBG PROJECTS & PROGRAMS	899,333	483,529	396,323	439,042	42,719
45810	DUES & MEMBERSHIPS	500	796	1,000		(1,000)
TOTAL OTHER CHARGES		907,669	488,617	405,867	444,975	39,108
46010	OFFICE SUPPLIES		16		500	500
TOTAL MATERIALS & SUPPLIES			16		500	500
TOTAL OTHER OPERATING EXPENSES		929,338	508,706	432,183	469,222	37,039
48121	FURNITURE & FIXTURES	500		500	3,000	2,500
48172	HARDWARE		1,233	1,500		(1,500)
48173	SOFTWARE	500		1,000		(1,000)
TOTAL CAP. OUTLAY-REPLACEMENTS		1,000	1,233	3,000	3,000	-
TOTAL CAPITAL OUTLAY		1,000	1,233	3,000	3,000	-

04/14/2015

CITY OF HARRISONBURG, VA
EXPENDITURE BUDGET

FUND - 1117 - COMM DEV BLOCK GRANT FUND
FUNCTION - 800 - COMMUNITY DEVELOPMENT
ACTIVITY - 8100 - PLAN. & COMM. DEVELOPMENT
DEPARTMENT - 810721 - COMM DEV BLOCK GRANT

ACCOUNT-----	TITLE -----	-----	2013-2014 -----	2014-2015	2015-2016	NET
		BUDGET	ACTUAL	BUDGET	PROPOSED	CHANGE
49311	RES.FOR PAY PLAN INCREASE			1,500		(1,500)
	TOTAL RESERVE FOR CONTINGENCIES			1,500		(1,500)
	TOTAL OTHER USES OF FUNDS			1,500		(1,500)
	TOTAL COMM DEV BLOCK GRANT	998,810	572,384	505,155	542,005	36,850
	TOTAL COMM DEV BLOCK GRANT FUND	998,810	572,384	505,155	542,005	36,850

04/14/2015

CITY OF HARRISONBURG, VA
EXPENDITURE BUDGET

FUND - 1118 - SCHOOL TRNSPORTATION FUND
FUNCTION - 600 - SCHOOL TRANSPORTATION
ACTIVITY - 6302 - PUPIL TRANSPORTATION
DEPARTMENT - 622081 - SCHOOL BUSES

ACCOUNT-----	TITLE -----	----- 2013-2014 -----	2014-2015	2015-2016	NET	
		BUDGET	ACTUAL	BUDGET	PROPOSED	CHANGE
41010	SALARIES & WAGES-REG.	1,099,301	996,713	1,130,544	1,000,284	(130,260)
41015	EMPLOYER BENEFIT MATCH	6,603	6,135	9,291		(9,291)
41020	SALARIES & WAGES-O/T	5,111	9,487	5,076	4,766	(310)
41030	PT SALARIES & WAGES-REG	47,064	38,889	43,054	28,529	(14,525)
41040	PT SALARIES & WAGES-O/T		3,884		1,248	1,248
41050	ANNUAL LEAVE - SEPARATION		6,481			-
41051	SICK LEAVE - SEPARATION		2,672			-
TOTAL PERSONAL SERVICES		1,158,079	1,064,261	1,187,965	1,034,827	(153,138)
42010	FICA	88,593	70,791	90,169	79,164	(11,005)
42020	RETIREMENT - VRS	138,073	92,978	110,000	95,519	(14,481)
42050	HOSPITAL INSURANCE	277,282	221,548	314,900	259,586	(55,314)
42060	LIFE INSURANCE - VRS	13,082	8,809	11,000	11,903	903
42070	DISABILITY (VLDP)		91		700	700
42080	DENTAL INSURANCE				7,488	7,488
42110	WORKER'S COMP.	27,491	17,244	26,282	20,931	(5,351)
TOTAL FRINGE BENEFITS		544,521	411,462	552,351	475,291	(77,060)
43110	MEDICAL SERVICES	6,000	4,001	6,000	5,000	(1,000)
43120	ACCOUNTING & AUDITING	2,200	2,200	2,200		(2,200)
43133	COMPUTER SUPPORT	4,000	5,930	4,000		(4,000)
43310	REPAIRS & MAINTENANCE	1,000		1,000		(1,000)
43320	SERVICE CONTRACTS	23,250	16,415	23,000	21,000	(2,000)
43330	MAINT & REP.-MACH & EQUIP	500	318	500	1,000	500
43336	MAINT & REP.-RADIO EQUIP			1,000	2,000	1,000
43360	MAINT & REP.-BLDGS & GNDS	1,300	214	1,300		(1,300)
43600	ADVERTISING	1,500	1,047	1,000	1,000	-
TOTAL PURCHASED SERVICESS		39,750	30,125	40,000	30,000	(10,000)
44200	C.G. - PARTS AND LABOR	310,000	419,952	350,000	400,000	50,000
44300	CENTRAL STORES	1,000	74			-
44302	C.S.-POWER.EQUIP.SUPPLIES	100				-
44310	C.G. - FUEL	260,000	236,451	255,000	220,000	(35,000)
TOTAL INTERNAL SERVICES		571,100	656,477	605,000	620,000	15,000
45110	ELECTRICITY	10,000	12,439	15,000		(15,000)
45120	HEATING	500	3,601	1,000		(1,000)
45130	WATER & SEWER	1,750	2,937	1,000		(1,000)
45210	POSTAGE	800	14	500		(500)
45230	TELECOMMUNICATIONS	1,900	2,108	2,500		(2,500)
45340	PROPERTY INSURANCE	495	399	900		(900)
45350	VEHICLE & EQUIPMENT INS.	60,190	51,197	55,000	49,606	(5,394)
45370	PUB.OFFICIAL LIABILITY IN	13,891	12,724	12,000	11,534	(466)

04/14/2015

CITY OF HARRISONBURG, VA
EXPENDITURE BUDGET

FUND - 1118 - SCHOOL TRNSPORTATION FUND
FUNCTION - 600 - SCHOOL TRANSPORTATION
ACTIVITY - 6302 - PUPIL TRANSPORTATION
DEPARTMENT - 622081 - SCHOOL BUSES

ACCOUNT-----	TITLE -----	----- 2013-2014 -----	2014-2015	2015-2016	NET	
		BUDGET	ACTUAL	BUDGET	PROPOSED	CHANGE
45380	GENERAL LIABILITY INS.	3,247	3,091	3,320		(3,320)
45394	RETIREE H/CARE BENEFIT		1,015	1,016		(1,016)
45530	TRAINING & TRAVEL	2,500	5,440	4,000	4,000	-
45810	DUES & MEMBERSHIPS	100			100	100
TOTAL OTHER CHARGES		95,373	94,965	96,236	65,240	(30,996)
46010	OFFICE SUPPLIES	2,750	3,676	3,000	1,000	(2,000)
46070	REPAIR & MAINT. SUPPLIES	4,000	336	3,000		(3,000)
46080	POWERED EQUIPMENT FUELS	200				-
46110	UNIFORMS	2,000	5,608	5,000	1,000	(4,000)
46120	BOOKS & SUBSCRIPTIONS	100	346	200	200	-
46140	OTHER OPERATING SUPPLIES	8,000	10,571	10,000	2,000	(8,000)
46170	EMS/MEDICAL SUPPLIES	300	370	300		(300)
TOTAL MATERIALS & SUPPLIES		17,350	20,907	21,500	4,200	(17,300)
TOTAL OTHER OPERATING EXPENSES		1,268,094	1,213,935	1,315,087	1,194,731	(120,356)
48111	MACHINERY & EQUIPMENT	3,000	1,450	3,000	3,000	-
48121	FURNITURE & FIXTURES	1,500		1,500	1,500	-
48131	RADIO EQUIPMENT			10,000	10,000	-
48154	SCHOOL BUSES	5,000		5,000	500	(4,500)
48171	EDP EQUIPMENT				5,000	5,000
TOTAL CAP. OUTLAY-REPLACEMENTS		9,500	1,450	19,500	20,000	500
48254	SCHOOL BUSES	100,000	92,928	220,000	300,000	80,000
48271	EDP EQUIPMENT	15,000		15,000	15,000	-
TOTAL CAPITAL OUTLAY-ADDITIONS		115,000	92,928	235,000	315,000	80,000
TOTAL CAPITAL OUTLAY		124,500	94,378	254,500	335,000	80,500
49311	RES.FOR PAY PLAN INCREASE			90,000		(90,000)
TOTAL RESERVE FOR CONTINGENCIES				90,000		(90,000)
TOTAL OTHER USES OF FUNDS				90,000		(90,000)
TOTAL SCHOOL BUSES		2,550,673	2,372,574	2,847,552	2,564,558	(282,994)

04/14/2015

CITY OF HARRISONBURG, VA
EXPENDITURE BUDGET

FUND - 1118 - SCHOOL TRNSPORTATION FUND
FUNCTION - 600 - SCHOOL TRANSPORTATION
ACTIVITY - 6302 - PUPIL TRANSPORTATION
DEPARTMENT - 632081 - FIELD TRIPS & CHARTERS

ACCOUNT-----	TITLE -----	----- 2013-2014 -----	2014-2015	2015-2016	NET	
		BUDGET	ACTUAL	BUDGET	PROPOSED	CHANGE
41010	SALARIES & WAGES-REG.	73,457	67,157	74,451	35,119	(39,332)
41015	EMPLOYER BENEFIT MATCH	156	416	140		(140)
41020	SALARIES & WAGES-O/T	5,391	11,479	5,446	8,841	3,395
41030	PT SALARIES & WAGES-REG	25,493	20,676	23,722	10,342	(13,380)
41040	PT SALARIES & WAGES-O/T	560	507	500	500	-
TOTAL PERSONAL SERVICES		105,057	100,235	104,259	54,802	(49,457)
42010	FICA	8,037	6,899	7,927	4,192	(3,735)
42020	RETIREMENT - VRS	9,227	6,841	9,500	4,481	(5,019)
42050	HOSPITAL INSURANCE	6,410	15,813	6,979	7,520	541
42060	LIFE INSURANCE - VRS	875	648	983	418	(565)
42070	DISABILITY (VLDP)		6		10	10
42110	WORKER'S COMP.	1,558	2,493	1,828	1,265	(563)
TOTAL FRINGE BENEFITS		26,107	32,699	27,217	17,886	(9,331)
43110	MEDICAL SERVICES	200	239	150		(150)
43120	ACCOUNTING & AUDITING	150	150	150		(150)
43133	COMPUTER SUPPORT	200	766	500		(500)
43320	SERVICE CONTRACTS	1,000	1			-
43330	MAINT & REP.-MACH & EQUIP				500	500
43360	MAINT & REP.-BLDGS & GNDS	100				-
43600	ADVERTISING	100	73			-
TOTAL PURCHASED SERVICESS		1,750	1,228	800	500	(300)
44200	C.G. - PARTS AND LABOR	43,000	48,715	45,000	55,000	10,000
44300	CENTRAL STORES	100				-
44310	C.G. - FUEL	12,000	14,103	13,500	14,000	500
TOTAL INTERNAL SERVICES		55,100	62,818	58,500	69,000	10,500
45110	ELECTRICITY	300		500		(500)
45120	HEATING	100		500		(500)
45130	WATER & SEWER	100		100		(100)
45210	POSTAGE	100				-
45230	TELECOMMUNICATIONS	800	526	1,000		(1,000)
45340	PROPERTY INSURANCE	15		15		(15)
45350	VEHICLE & EQUIPMENT INS.	6,000	4,520	5,100	4,585	(515)
45370	PUB.OFFICIAL LIABILITY IN	800	484	1,100	1,564	464
45380	GENERAL LIABILITY INS.	300	263	300		(300)
45530	TRAINING & TRAVEL	100				-
45810	DUES & MEMBERSHIPS	100				-
TOTAL OTHER CHARGES		8,715	5,793	8,615	6,149	(2,466)

04/14/2015

CITY OF HARRISONBURG, VA
EXPENDITURE BUDGET

FUND - 1118 - SCHOOL TRNSPORTATION FUND
FUNCTION - 600 - SCHOOL TRANSPORTATION
ACTIVITY - 6302 - PUPIL TRANSPORTATION
DEPARTMENT - 632081 - FIELD TRIPS & CHARTERS

ACCOUNT-----	TITLE -----	-----	2013-2014 -----	2014-2015	2015-2016	NET
		BUDGET	ACTUAL	BUDGET	PROPOSED	CHANGE
46010	OFFICE SUPPLIES	500				-
46070	REPAIR & MAINT. SUPPLIES	100				-
46110	UNIFORMS	100				-
46120	BOOKS & SUBSCRIPTIONS	50				-
46140	OTHER OPERATING SUPPLIES	500	391	500		(500)
46170	EMS/MEDICAL SUPPLIES	100				-
TOTAL MATERIALS & SUPPLIES		1,350	391	500		(500)
TOTAL OTHER OPERATING EXPENSES		93,022	102,930	95,632	93,535	(2,097)
TOTAL FIELD TRIPS & CHARTERS		198,079	203,165	199,891	148,337	(51,554)

04/14/2015

CITY OF HARRISONBURG, VA
EXPENDITURE BUDGET

FUND - 1118 - SCHOOL TRNSPORTATION FUND
FUNCTION - 600 - SCHOOL TRANSPORTATION
ACTIVITY - 6302 - PUPIL TRANSPORTATION
DEPARTMENT - 662081 - ADMINISTRATION

ACCOUNT-----	TITLE -----	----- 2013-2014 -----	2014-2015	2015-2016	NET	
		BUDGET	ACTUAL	BUDGET	PROPOSED	CHANGE
41010	SALARIES & WAGES-REG.				203,145	203,145
41020	SALARIES & WAGES-O/T				1,904	1,904
41030	PT SALARIES & WAGES-REG				18,139	18,139
TOTAL PERSONAL SERVICES					223,188	223,188
42010	FICA				17,076	17,076
42020	RETIREMENT - VRS				25,922	25,922
42050	HOSPITAL INSURANCE				30,707	30,707
42060	LIFE INSURANCE - VRS				2,419	2,419
42080	DENTAL INSURANCE				667	667
42110	WORKER'S COMP.				488	488
TOTAL FRINGE BENEFITS					77,279	77,279
43110	MEDICAL SERVICES				1,150	1,150
43120	ACCOUNTING & AUDITING				2,700	2,700
43133	COMPUTER SUPPORT				2,100	2,100
43310	REPAIRS & MAINTENANCE				1,000	1,000
43320	SERVICE CONTRACTS				22,583	22,583
43360	MAINT & REP.-BLDGS & GNDS				1,500	1,500
TOTAL PURCHASED SERVICES					31,033	31,033
44300	CENTRAL STORES				500	500
TOTAL INTERNAL SERVICES					500	500
45110	ELECTRICITY				24,750	24,750
45120	HEATING				1,350	1,350
45130	WATER & SEWER				1,350	1,350
45210	POSTAGE				500	500
45230	TELECOMMUNICATIONS				5,500	5,500
45340	PROPERTY INSURANCE				923	923
45350	VEHICLE & EQUIPMENT INS.				418	418
45370	PUB.OFFICIAL LIABILITY IN				1,027	1,027
45380	GENERAL LIABILITY INS.				3,203	3,203
45394	RETIREE H'CARE BENEFIT				377	377
TOTAL OTHER CHARGES					39,398	39,398
46010	OFFICE SUPPLIES				3,000	3,000
46070	REPAIR & MAINT. SUPPLIES				1,000	1,000
46110	UNIFORMS				4,000	4,000
46140	OTHER OPERATING SUPPLIES				9,200	9,200
46170	EMS/MEDICAL SUPPLIES				300	300

04/14/2015

CITY OF HARRISONBURG, VA
EXPENDITURE BUDGET

FUND - 1118 - SCHOOL TRANSPORTATION FUND
FUNCTION - 600 - SCHOOL TRANSPORTATION
ACTIVITY - 6302 - PUPIL TRANSPORTATION
DEPARTMENT - 662081 - ADMINISTRATION

ACCOUNT-----	TITLE -----	-----	2013-2014 -----	2014-2015	2015-2016	NET
		BUDGET	ACTUAL	BUDGET	PROPOSED	CHANGE
TOTAL MATERIALS & SUPPLIES					17,500	17,500
TOTAL OTHER OPERATING EXPENSES					165,710	165,710
TOTAL ADMINISTRATION					388,898	388,898
TOTAL SCHOOL TRANSPORTATION FUND		2,748,752	2,575,739	3,047,443	3,101,793	54,350

04/14/2015

CITY OF HARRISONBURG, VA
EXPENDITURE BUDGET

FUND - 1310 - GENERAL CAPITAL PROJECTS
FUNCTION - 900 - NON-DEPARTMENTAL
ACTIVITY - 9100 - CAPITAL PROJECTS
DEPARTMENT - 910141 - CAPITAL PROJECTS

ACCOUNT-----	TITLE -----	----- 2013-2014 -----	2014-2015	2015-2016	NET
		BUDGET	BUDGET	PROPOSED	CHANGE
		ACTUAL			
48613	SMITHLAND RD ATHL COMPLEX	327,365	205,074		-
48616	CTY WIDE DRAINAGE PROGRAM	306,903	41,431		-
48619	EAST MKT ST SAFETY IMPROV	603,877	133,553		-
48636	ERICKSON/STONE SPRING	4,171,234	1,821,520		-
48640	TRAFFIC CALMING PROJECTS	30,000			-
48655	COUNTRY CLUB RD-RAILROAD			26,500	(26,500)
48656	COUNTRY CLUB RD-STREETS	120,000			-
48659	RESERVOIR STREET PROJECT	10,345,032	4,132,637		-
48663	NEW SIDEWALK/TRAIL PLAN	63,922	15,679		-
48681	CITY LANDFILL	2,050,224	1,834,075		-
48689	TRANSPORTATION FACILITY	6,069,348	5,143,475		-
48695	GARBERS CHURCH RD IMP/HS	156,016			-
48697	STONE SPRING ELEM SRTS			32,500	(32,500)
48698	CITY HALL PROJECT	10,483,589	488,757		-
48701	DOWNTOWN STREETSCAPE	330,254	27,171		-
48705	WEST ROCK STREET BRIDGE			450,000	(450,000)
48708	WAY FINDING SIGNS	50,482	482		-
48710	RENOVATION 409 S MAIN ST	2,200			-
48713	FARMERS MARKET PAVILION	7,332			-
48718	SOUTH MAIN ST IMPROVEMENT	307,836	307,836		-
48721	CARLTON ST IMPROVEMENT	1,462,075	141,819		-
48726	CHICAGO AVE/MT CLINTON PI	1,750,545	45,242		-
48727	BLUESTONE TRAIL	1,634,891	224,363		-
48728	WATERMAN ELEM SRTS	518,182	419,403		-
48730	PLEASANT VALLEY RD BRIDGE			125,000	(125,000)
48731	NORTHEND GREENWAY	525,000	53,852		-
48737	RAMBLEWOOD ATHLTC COMPLEX	4,840,506	2,048,503		-
48739	ENERGY EFF IMPROVEMENTS	2,000,000	483,791		-
48740	IT STRATEGIC PLAN	250,000		250,000	250,000
TOTAL CAPITAL PROJECTS		48,406,815	17,568,664	634,000	(266,665)
TOTAL CAPITAL OUTLAY		48,406,815	17,568,664	634,000	(266,665)
TOTAL CAPITAL PROJECTS		48,406,815	17,568,664	634,000	(266,665)
TOTAL GENERAL CAPITAL PROJECTS		48,406,815	17,568,664	634,000	(266,665)

04/14/2015

CITY OF HARRISONBURG, VA
EXPENDITURE BUDGET

FUND - 1311 - SCHOOL CAPITAL PROJECTS
FUNCTION - 900 - NON-DEPARTMENTAL
ACTIVITY - 9100 - CAPITAL PROJECTS
DEPARTMENT - 910114 - CAPITAL PROJECTS

ACCOUNT-----	TITLE -----	-----	2013-2014 -----	2014-2015	2015-2016	NET
		BUDGET	ACTUAL	BUDGET	PROPOSED	CHANGE
48738	SCHOOL SAFETY RENOVATIONS	207,128	207,045			-
TOTAL CAPITAL PROJECTS		207,128	207,045			-
TOTAL CAPITAL OUTLAY		207,128	207,045			-
TOTAL CAPITAL PROJECTS		207,128	207,045			-
TOTAL SCHOOL CAPITAL PROJECTS		207,128	207,045			-

04/14/2015

CITY OF HARRISONBURG, VA
EXPENDITURE BUDGET

FUND - 1316 - ECC CAPITAL PROJECTS
FUNCTION - 900 - NON-DEPARTMENTAL
ACTIVITY - 9100 - CAPITAL PROJECTS
DEPARTMENT - 910132 - CAPITAL PROJECTS

ACCOUNT-----	TITLE -----	-----	2013-2014 -----	2014-2015	2015-2016	NET
		BUDGET	ACTUAL	BUDGET	PROPOSED	CHANGE
48126	E-911 REPLACEMENT	495,000				-
TOTAL CAP. OUTLAY-REPLACEMENTS		495,000				-
48610	RADIO SYSTEM				1,496,744	1,496,744
TOTAL CAPITAL PROJECTS					1,496,744	1,496,744
TOTAL CAPITAL OUTLAY		495,000			1,496,744	1,496,744
TOTAL CAPITAL PROJECTS		495,000			1,496,744	1,496,744
TOTAL ECC CAPITAL PROJECTS		495,000			1,496,744	1,496,744

04/14/2015

CITY OF HARRISONBURG, VA
EXPENDITURE BUDGET

FUND - 1321 - WATER CAPITAL PROJECTS
FUNCTION - 900 - NON-DEPARTMENTAL
ACTIVITY - 9100 - CAPITAL PROJECTS
DEPARTMENT - 910161 - CAPITAL PROJECTS

ACCOUNT-----	TITLE -----	-----	2013-2014 -----	2014-2015	2015-2016	NET
		BUDGET	ACTUAL	BUDGET	PROPOSED	CHANGE
48621	WESTERN RAW WATER LINE	1,408,084	120,805	180,000	250,000	70,000
48633	SMITHLAND ROAD	167,077				-
48634	H2O MAIN OVERSIZE/EXTEND.	102,099	15,419			-
48635	WATERMAIN UPGRADES	246,222	53,797			-
48654	EASTERN SOURCE DEVELOPMEN	1,993,249	931,075			-
48670	WESTERN POTABLE WATER SYS	92,443		50,000	50,000	-
48688	PMPING, STORGE & MONTORNG	1,165,422	317,458	100,000	210,000	110,000
48732	TRANSMISSION-DISTRIBUTION	36,443	29,896	200,000	210,000	10,000
48733	WTP ASSETS	50,378	27,240	42,485	50,000	7,515
48734	METERING	36,106	34,080	45,000	45,000	-
TOTAL CAPITAL PROJECTS		5,297,521	1,529,768	617,485	815,000	197,515
TOTAL CAPITAL OUTLAY		5,297,521	1,529,768	617,485	815,000	197,515
TOTAL CAPITAL PROJECTS		5,297,521	1,529,768	617,485	815,000	197,515
TOTAL WATER CAPITAL PROJECTS		5,297,521	1,529,768	617,485	815,000	197,515

04/14/2015

CITY OF HARRISONBURG, VA
EXPENDITURE BUDGET

FUND - 1322 - SEWER CAPITAL PROJECTS
FUNCTION - 900 - NON-DEPARTMENTAL
ACTIVITY - 9100 - CAPITAL PROJECTS
DEPARTMENT - 911161 - CAPITAL PROJECTS

ACCOUNT-----	TITLE -----	-----	2013-2014 -----	2014-2015	2015-2016	NET
		BUDGET	ACTUAL	BUDGET	PROPOSED	CHANGE
48641	BLACKS RUN INTERCEPTOR	505,699		100,000	100,000	-
48649	SMITHLAND ROAD	6,462				-
48650	SEWERMAIN OVERSIZE/EXTEND	220,982	159,086			-
48651	SEWER MAIN UPGRADES	117,772	117,772			-
48735	COLLECTION & TRANSMISSION	294,060	284,091	300,000	300,000	-
48736	PUMPING & MONITORING	371,922	26,513		25,000	25,000
TOTAL CAPITAL PROJECTS		1,516,899	587,462	400,000	425,000	25,000
TOTAL CAPITAL OUTLAY		1,516,899	587,462	400,000	425,000	25,000
TOTAL CAPITAL PROJECTS		1,516,899	587,462	400,000	425,000	25,000
TOTAL SEWER CAPITAL PROJECTS		1,516,899	587,462	400,000	425,000	25,000

04/14/2015

CITY OF HARRISONBURG, VA
EXPENDITURE BUDGET

FUND - 1323 - PUBLIC TRANSP CAP PROJECT
FUNCTION - 900 - NON-DEPARTMENTAL
ACTIVITY - 9100 - CAPITAL PROJECTS
DEPARTMENT - 911381 - CAPITAL PROJECTS

ACCOUNT-----	TITLE -----	----- BUDGET	2013-2014 ----- ACTUAL	2014-2015 BUDGET	2015-2016 PROPOSED	NET CHANGE
48689	TRANSPORTATION FACILITY	5,376,297	4,557,165			-
TOTAL CAPITAL PROJECTS		5,376,297	4,557,165			-
TOTAL CAPITAL OUTLAY		5,376,297	4,557,165			-
TOTAL CAPITAL PROJECTS		5,376,297	4,557,165			-
TOTAL PUBLIC TRANSP CAP PROJECT		5,376,297	4,557,165			-

04/14/2015

CITY OF HARRISONBURG, VA
EXPENDITURE BUDGET

FUND - 1324 - SANITATION CAP. PROJECTS
FUNCTION - 900 - NON-DEPARTMENTAL
ACTIVITY - 9100 - CAPITAL PROJECTS
DEPARTMENT - 910142 - CAPITAL PROJECTS

ACCOUNT-----	TITLE -----	-----	2013-2014 -----	2014-2015	2015-2016	NET
		BUDGET	ACTUAL	BUDGET	PROPOSED	CHANGE
48681	CITY LANDFILL				100,000	100,000
48682	RETRO-FIT STEAM PLANT	825,612	100,297	500,000		(500,000)
48683	STEAM PLANT FOR CISAT	278,163	462,875	1,500,000		(1,500,000)
TOTAL CAPITAL PROJECTS		1,103,775	563,172	2,000,000	100,000	(1,900,000)
TOTAL CAPITAL OUTLAY		1,103,775	563,172	2,000,000	100,000	(1,900,000)
TOTAL CAPITAL PROJECTS		1,103,775	563,172	2,000,000	100,000	(1,900,000)
TOTAL SANITATION CAP. PROJECTS		1,103,775	563,172	2,000,000	100,000	(1,900,000)

04/14/2015

CITY OF HARRISONBURG, VA
EXPENDITURE BUDGET

FUND - 1328 - STWTR CAP PROJECTS
FUNCTION - 900 - NON-DEPARTMENTAL
ACTIVITY - 9100 - CAPITAL PROJECTS
DEPARTMENT - 910541 - CAPITAL PROJECTS

ACCOUNT-----	TITLE -----	-----	2013-2014 -----	2014-2015	2015-2016	NET
		BUDGET	ACTUAL	BUDGET	PROPOSED	CHANGE
48744	E. MKT ST. STWTR IMPROV				606,000	606,000
48745	SAMPSON PARK STORMWATER				200,000	200,000
TOTAL CAPITAL PROJECTS					806,000	806,000
TOTAL CAPITAL OUTLAY					806,000	806,000
TOTAL CAPITAL PROJECTS					806,000	806,000
TOTAL STWTR CAP PROJECTS					806,000	806,000

04/14/2015

CITY OF HARRISONBURG, VA
EXPENDITURE BUDGET

FUND - 2011 - WATER FUND
FUNCTION - 3020 - WATER FUND
ACTIVITY - 312061 - ADMINISTRATION
DEPARTMENT - 0000 - ADMINISTRATION
DEPT/FUND - 312061 - ADMINISTRATION

ACCOUNT-----	TITLE -----	----- 2013-2014 -----	2014-2015	2015-2016	NET	
		BUDGET	ACTUAL	BUDGET	PROPOSED	CHANGE
41010	SALARIES & WAGES-REG.	266,992	265,501	265,157	278,746	13,589
41015	EMPLOYER BENEFIT MATCH	624	625	624		(624)
TOTAL PERSONAL SERVICES		267,616	266,126	265,781	278,746	12,965
42010	FICA	20,473	19,248	20,332	21,324	992
42020	RETIREMENT - VRS	33,535	33,246	33,834	35,568	1,734
42050	HOSPITAL INSURANCE	18,850	18,676	25,136	21,191	(3,945)
42060	LIFE INSURANCE - VRS	3,178	3,150	3,500	3,317	(183)
42080	DENTAL INSURANCE				624	624
42110	WORKER'S COMP.	2,321	2,086	2,373	1,970	(403)
TOTAL FRINGE BENEFITS		78,357	76,406	85,175	83,994	(1,181)
43100	PROFESSIONAL SERVICES	400		300	300	-
43110	MEDICAL SERVICES	2,500	2,416	2,700	3,000	300
43600	ADVERTISING	500	255	400	400	-
43610	CONSUMER CONFIDENCE REPT.	9,000	3,874	4,000	4,000	-
TOTAL PURCHASED SERVICES		12,400	6,544	7,400	7,700	300
44200	C.G. - PARTS AND LABOR	4,000	2,850	3,500	3,500	-
44310	C.G. - FUEL	4,500	2,610	2,000	2,000	-
TOTAL INTERNAL SERVICES		8,500	5,460	5,500	5,500	-
45210	POSTAGE	500	177	500	400	(100)
45220	MESSENGER SVS./PACKAGES	50		50	50	-
45310	BOILER & MACHINERY INS.	530	480	530	618	88
45350	VEHICLE & EQUIPMENT INS.	1,260	1,069	1,200	956	(244)
45360	SURETY BONDS	10	8	10	8	(2)
45370	PUB.OFFICIAL LIABILITY IN	950	861	835	782	(53)
45380	GENERAL LIABILITY INS.	4,640	4,560	5,067	4,859	(208)
45410	LEASE/RENT OF EQUIPMENT	3,700	3,722	4,000	4,000	-
45530	TRAINING & TRAVEL	3,000	1,618	3,000	3,000	-
45540	EDUCATION	2,000	840	3,000	3,500	500
45810	DUES & MEMBERSHIPS	1,000	588	1,000	1,000	-
45880	SDWA OPERATING FUND	45,750	45,743	46,875	47,000	125
TOTAL OTHER CHARGES		63,390	59,665	66,067	66,173	106
46010	OFFICE SUPPLIES	4,300	1,994	3,000	2,500	(500)
46120	BOOKS & SUBSCRIPTIONS			160	160	-
46140	OTHER OPERATING SUPPLIES	3,345	1,754	4,500	4,500	-
TOTAL MATERIALS & SUPPLIES		7,645	3,748	7,660	7,160	(500)

04/14/2015

CITY OF HARRISONBURG, VA
EXPENDITURE BUDGET

FUND - 2011 - WATER FUND
FUNCTION - 3020 - WATER FUND
ACTIVITY - 312061 - ADMINISTRATION
DEPARTMENT - 0000 - ADMINISTRATION
DEPT/FUND - 312061 - ADMINISTRATION

ACCOUNT-----	TITLE -----	----- BUDGET	2013-2014 ----- ACTUAL	2014-2015 BUDGET	2015-2016 PROPOSED	NET CHANGE
TOTAL OTHER OPERATING EXPENSES		170,292	151,824	171,802	170,527	(1,275)
TOTAL ADMINISTRATION		437,908	417,950	437,583	449,273	11,690

04/14/2015

CITY OF HARRISONBURG, VA
EXPENDITURE BUDGET

FUND - 2011 - WATER FUND
FUNCTION - 3020 - WATER FUND
ACTIVITY - 322061 - PUMPING,STORAGE & MONITOR
DEPARTMENT - 0000 - PUMPING,STORAGE & MONITOR
DEPT/FUND - 322061 - PUMPING,STORAGE & MONITOR

ACCOUNT-----	TITLE -----	----- 2013-2014 -----	2014-2015	2015-2016	NET	
		BUDGET	ACTUAL	BUDGET	PROPOSED	CHANGE
41010	SALARIES & WAGES-REG.	87,075	73,323	86,256	104,262	18,006
41015	EMPLOYER BENEFIT MATCH	312	267	312		(312)
41017	STAND BY PAY	8,000	7,792	8,000	8,000	-
41020	SALARIES & WAGES-O/T		189			-
41027	STANDBY & BLENDED - OT	3,060	4,110	4,060	5,300	1,240
41050	ANNUAL LEAVE - SEPARATION		894			-
41051	SICK LEAVE - SEPARATION		144			-
TOTAL PERSONAL SERVICES		98,447	86,718	98,628	117,562	18,934
42010	FICA	7,531	6,098	7,545	8,993	1,448
42020	RETIREMENT - VRS	10,937	9,187	11,006	13,304	2,298
42050	HOSPITAL INSURANCE	12,412	13,396	17,145	9,429	(7,716)
42060	LIFE INSURANCE - VRS	1,037	871	1,139	1,241	102
42070	DISABILITY (VLDP)				104	104
42080	DENTAL INSURANCE				312	312
42110	WORKER'S COMP.	1,955	1,710	2,121	1,950	(171)
TOTAL FRINGE BENEFITS		33,872	31,262	38,956	35,333	(3,623)
43310	REPAIRS & MAINTENANCE	3,000	1,148	3,000	3,000	-
43320	SERVICE CONTRACTS	59,231	16,926	33,400	35,790	2,390
43331	MAINT & REP.-PUMPS & MACH	4,000	49	4,000	4,000	-
43891	FEDERAL FEES	7,000		7,000	7,000	-
TOTAL PURCHASED SERVICES		73,231	18,123	47,400	49,790	2,390
44200	C.G. - PARTS AND LABOR	500	5,207	500	2,000	1,500
44310	C.G. - FUEL	2,500	794	2,500	2,500	-
TOTAL INTERNAL SERVICES		3,000	6,001	3,000	4,500	1,500
45110	ELECTRICITY	300,000	292,954	300,000	300,000	-
45230	TELECOMMUNICATIONS		140			-
45250	SCADA COMMUNICATIONS	19,105	7,759	500	500	-
45310	BOILER & MACHINERY INS.	4,806	4,367	4,798	4,700	(98)
45330	FLOOD INSURANCE	5,000	5,857	5,500	7,000	1,500
45340	PROPERTY INSURANCE	14,951	12,102	14,641	19,255	4,614
45350	VEHICLE & EQUIPMENT INS.			580	678	98
45370	PUB.OFFICIAL LIABILITY IN	708	646	833	782	(51)
45380	GENERAL LIABILITY INS.	1,247	1,226	1,335	1,661	326
45530	TRAINING & TRAVEL	2,000	407	2,000	3,000	1,000
45850	FREIGHT & DRAYAGE	500	14	1,000	1,000	-
TOTAL OTHER CHARGES		348,317	325,472	331,187	338,576	7,389
46070	REPAIR & MAINT. SUPPLIES	85,000	130,932	10,000	8,000	(2,000)

04/14/2015

CITY OF HARRISONBURG, VA
EXPENDITURE BUDGET

FUND - 2011 - WATER FUND
FUNCTION - 3020 - WATER FUND
ACTIVITY - 322061 - PUMPING,STORAGE & MONITOR
DEPARTMENT - 0000 - PUMPING,STORAGE & MONITOR
DEPT/FUND - 322061 - PUMPING,STORAGE & MONITOR

ACCOUNT-----	TITLE -----	-----	2013-2014 -----	2014-2015	2015-2016	NET
		BUDGET	ACTUAL	BUDGET	PROPOSED	CHANGE
46061	MATERIALS - PUMPS	10,000	2,947	10,000	8,000	(2,000)
46062	MATERIALS - SCADA	15,588	16,763	15,588	8,000	(7,588)
46063	MATERIALS - GENERAL	10,000	2,697	10,000	11,521	1,521
46080	POWERED EQUIPMENT FUELS	3,000	2,931	3,000	3,000	-
46140	OTHER OPERATING SUPPLIES	2,000	2,755	2,000	3,000	1,000
TOTAL MATERIALS & SUPPLIES		125,588	159,025	50,588	41,521	(9,067)
TOTAL OTHER OPERATING EXPENSES		584,008	539,883	471,131	469,720	(1,411)
TOTAL PUMPING,STORAGE & MONITOR		682,455	626,602	569,759	587,282	17,523

04/14/2015

CITY OF HARRISONBURG, VA
EXPENDITURE BUDGET

FUND - 2011 - WATER FUND
FUNCTION - 3020 - WATER FUND
ACTIVITY - 332061 - TRANSMISSION-DISTRIBUTION
DEPARTMENT - 0000 - TRANSMISSION-DISTRIBUTION
DEPT/FUND - 332061 - TRANSMISSION-DISTRIBUTION

ACCOUNT-----	TITLE -----	----- 2013-2014 -----	----- 2014-2015 -----	2015-2016	NET	
		BUDGET	ACTUAL	BUDGET	PROPOSED	CHANGE
41010	SALARIES & WAGES-REG.	420,285	368,811	428,912	448,494	19,582
41015	EMPLOYER BENEFIT MATCH	1,560	1,355	1,560		(1,560)
41017	STAND BY PAY	12,000	8,765	12,000	12,000	-
41020	SALARIES & WAGES-O/T	3,060	2,476	3,060	3,300	240
41027	STANDBY & BLENDED - OT	11,220	15,893	14,000	14,000	-
41030	PT SALARIES & WAGES-REG	6,426	20,149	6,300	10,000	3,700
TOTAL PERSONAL SERVICES		454,551	417,450	465,832	487,794	21,962
42010	FICA	34,773	28,827	35,636	37,316	1,680
42020	RETIREMENT - VRS	52,788	46,018	54,729	57,228	2,499
42050	HOSPITAL INSURANCE	81,067	65,538	87,109	92,759	5,650
42060	LIFE INSURANCE - VRS	5,002	4,360	5,662	5,337	(325)
42080	DENTAL INSURANCE				1,560	1,560
42110	WORKER'S COMP.	10,542	8,096	9,947	9,443	(504)
TOTAL FRINGE BENEFITS		184,172	152,839	193,083	203,643	10,560
43100	PROFESSIONAL SERVICES	15,000		15,000	3,000	(12,000)
43310	REPAIRS & MAINTENANCE	3,000	1,882	4,000	4,000	-
43890	STATE FEES AND PERMITS	500	723	1,500	500	(1,000)
TOTAL PURCHASED SERVICES		18,500	2,605	20,500	7,500	(13,000)
44314	INVENTORY ADJ - UTILITIES	4,000	660	3,000	1,000	(2,000)
TOTAL INTERNAL SERVICES		4,000	660	3,000	1,000	(2,000)
45260	MISS UTILITY TRANSMISSION	5,000	5,032	5,000	7,000	2,000
45340	PROPERTY INSURANCE	11,909	9,640			-
45350	VEHICLE & EQUIPMENT INS.	15,357	13,104	5,013	4,701	(312)
45370	PUB.OFFICIAL LIABILITY IN	2,123	1,938	2,082	1,955	(127)
45380	GENERAL LIABILITY INS.	7,269	7,145	7,482	7,987	505
45394	RETIREE H/CARE BENEFIT	1,800	1,800	1,200	1,200	-
45410	LEASE/RENT OF EQUIPMENT	29,035	4,447	2,000	2,000	-
45530	TRAINING & TRAVEL	3,850	2,336	3,850	3,850	-
45850	FREIGHT & DRAYAGE	1,000	76	1,000	1,000	-
TOTAL OTHER CHARGES		77,343	45,518	27,627	29,693	2,066
46070	REPAIR & MAINT. SUPPLIES	9,500	5,263	8,000	8,000	-
46073	MAINT&REP SUPP-PAVE.ASST.		526	2,000	2,000	-
46074	MAINT&REP SUPP-MAINS	101,135	78,719	120,000	100,000	(20,000)
46140	OTHER OPERATING SUPPLIES	8,000	8,536	9,500	10,000	500
46145	SAFETY MATERIALS		50			-
TOTAL MATERIALS & SUPPLIES		118,635	93,094	139,500	120,000	(19,500)

04/14/2015

CITY OF HARRISONBURG, VA
EXPENDITURE BUDGET

FUND - 2011 - WATER FUND
FUNCTION - 3020 - WATER FUND
ACTIVITY - 332061 - TRANSMISSION-DISTRIBUTION
DEPARTMENT - 0000 - TRANSMISSION-DISTRIBUTION
DEPT/FUND - 332061 - TRANSMISSION-DISTRIBUTION

ACCOUNT-----	TITLE -----	----- BUDGET	2013-2014 ----- ACTUAL	2014-2015 BUDGET	2015-2016 PROPOSED	NET CHANGE
	TOTAL OTHER OPERATING EXPENSES	402,650	294,715	383,710	361,836	(21,874)
	TOTAL TRANSMISSION-DISTRIBUTION	857,201	712,165	849,542	849,630	88

04/14/2015

CITY OF HARRISONBURG, VA
EXPENDITURE BUDGET

FUND - 2011 - WATER FUND
FUNCTION - 3020 - WATER FUND
ACTIVITY - 342061 - UTILITY BILLING-WATER
DEPARTMENT - 0000 - UTILITY BILLING-WATER
DEPT/FUND - 342061 - UTILITY BILLING-WATER

ACCOUNT-----	TITLE -----	----- 2013-2014 -----	2014-2015	2015-2016	NET	
		BUDGET	ACTUAL	BUDGET	PROPOSED	CHANGE
41010	SALARIES & WAGES-REG.	180,346	148,364	181,608	239,227	57,619
41015	EMPLOYER BENEFIT MATCH	936	300	780		(780)
41030	PT SALARIES & WAGES-REG	15,992	32,939	15,984		(15,984)
41040	PT SALARIES & WAGES-O/T		44			-
41050	ANNUAL LEAVE - SEPARATION		425			-
TOTAL PERSONAL SERVICES		197,274	182,072	198,372	239,227	40,855
42010	FICA	15,091	12,551	15,175	18,301	3,126
42020	RETIREMENT - VRS	22,652	18,387	23,173	30,525	7,352
42050	HOSPITAL INSURANCE	46,827	30,004	44,966	58,687	13,721
42060	LIFE INSURANCE - VRS	2,147	1,742	2,397	2,847	450
42070	DISABILITY (VLDP)				185	185
42080	DENTAL INSURANCE				936	936
42110	WORKER'S COMP.	193	138	157	149	(8)
TOTAL FRINGE BENEFITS		86,910	62,821	85,868	111,630	25,762
43310	REPAIRS & MAINTENANCE	500		500	500	-
43320	SERVICE CONTRACTS	500		500	500	-
43601	CONTRACT PRINTING/MAILING	85,000	77,010	110,000	90,000	(20,000)
43885	COURT COSTS	4,000	1,409	4,000	4,000	-
TOTAL PURCHASED SERVICES		90,000	78,419	115,000	95,000	(20,000)
45210	POSTAGE	1,000	902	1,000	1,000	-
45360	SURETY BONDS	28	25	26	25	(1)
45370	PUB.OFFICIAL LIABILITY IN	1,415	1,292	1,249	977	(272)
45380	GENERAL LIABILITY INS.	3,017	2,965	3,312	3,327	15
45410	LEASE/RENT OF EQUIPMENT		2,214	1,000	3,500	2,500
45530	TRAINING & TRAVEL	1,000	786	1,000	1,000	-
45806	CASH SHORTAGES	200	85	200	200	-
TOTAL OTHER CHARGES		6,660	8,268	7,787	10,029	2,242
46010	OFFICE SUPPLIES	3,000	830	2,000	2,000	-
46070	REPAIR & MAINT. SUPPLIES		2,889			-
46140	OTHER OPERATING SUPPLIES	1,000	81	1,000	1,000	-
TOTAL MATERIALS & SUPPLIES		4,000	3,800	3,000	3,000	-
TOTAL OTHER OPERATING EXPENSES		187,570	153,309	211,655	219,659	8,004
TOTAL UTILITY BILLING-WATER		384,844	335,381	410,027	458,886	48,859

04/14/2015

CITY OF HARRISONBURG, VA
EXPENDITURE BUDGET

FUND - 2011 - WATER FUND
FUNCTION - 3020 - WATER FUND
ACTIVITY - 352061 - MISCELLANEOUS
DEPARTMENT - 0000 - MISCELLANEOUS
DEPT/FUND - 352061 - MISCELLANEOUS

ACCOUNT-----	TITLE -----	----- 2013-2014 -----	2014-2015	2015-2016	NET	
		BUDGET	ACTUAL	BUDGET	PROPOSED	CHANGE
43120	ACCOUNTING & AUDITING	9,150	9,150	9,150	9,400	250
43860	ROCKINGHAM COUNTY	15,500	15,727	16,000	17,000	1,000
TOTAL PURCHASED SERVICES		24,650	24,877	25,150	26,400	1,250
45881	WATER PURCH FROM OTHERS		66		1,600	1,600
TOTAL OTHER CHARGES			66		1,600	1,600
TOTAL OTHER OPERATING EXPENSES		24,650	24,944	25,150	28,000	2,850
48310	DEPRECIATION	1,867,791	1,867,791	1,859,205	1,883,544	24,339
TOTAL DEPRECIATION		1,867,791	1,867,791	1,859,205	1,883,544	24,339
TOTAL CAPITAL OUTLAY		1,867,791	1,867,791	1,859,205	1,883,544	24,339
49215	PROP. TAX-PUBLIC UTILITY	515,658	515,658	483,069	502,902	19,833
TOTAL FUND TRANSFERS		515,658	515,658	483,069	502,902	19,833
49311	RES.FOR PAY PLAN INCREASE			55,000		(55,000)
TOTAL RESERVE FOR CONTINGENCIES				55,000		(55,000)
TOTAL OTHER USES OF FUNDS		515,658	515,658	538,069	502,902	(35,167)
TOTAL MISCELLANEOUS		2,408,099	2,408,393	2,422,424	2,414,446	(7,978)

04/14/2015

CITY OF HARRISONBURG, VA
EXPENDITURE BUDGET

FUND - 2011 - WATER FUND
FUNCTION - 3020 - WATER FUND
ACTIVITY - 362061 - PURIFICATION
DEPARTMENT - 0000 - PURIFICATION
DEPT/FUND - 362061 - PURIFICATION

ACCOUNT-----	TITLE -----	----- 2013-2014 -----	2014-2015	2015-2016	NET	
		BUDGET	ACTUAL	BUDGET	PROPOSED	CHANGE
41010	SALARIES & WAGES-REG.	536,000	483,309	529,892	555,386	25,494
41015	EMPLOYER BENEFIT MATCH	1,872	1,590	1,872		(1,872)
41020	SALARIES & WAGES-O/T	53,040	52,502	64,600	64,100	(500)
41050	ANNUAL LEAVE - SEPARATION	16,000	20,954	20,000	10,000	(10,000)
41051	SICK LEAVE - SEPARATION	20,000	20,000	20,000	10,000	(10,000)
TOTAL PERSONAL SERVICES		626,912	578,355	636,364	639,486	3,122
42010	FICA	49,871	42,629	48,682	48,921	239
42020	RETIREMENT - VRS	70,462	60,265	67,614	70,867	3,253
42050	HOSPITAL INSURANCE	79,515	46,429	52,331	68,037	15,706
42060	LIFE INSURANCE - VRS	6,676	5,710	6,995	6,609	(386)
42070	DISABILITY (VLDP)				175	175
42080	DENTAL INSURANCE				1,872	1,872
42110	WORKER'S COMP.	13,694	11,093	12,839	11,723	(1,116)
TOTAL FRINGE BENEFITS		220,218	166,125	188,461	208,204	19,743
43153	LABORATORY TESTING	25,000	18,561	25,000	21,000	(4,000)
43310	REPAIRS & MAINTENANCE	3,000	7,993	5,000	5,000	-
43330	MAINT & REP.-MACH & EQUIP		1,803			-
43890	STATE FEES AND PERMITS	2,100	2,077	2,500	2,500	-
TOTAL PURCHASED SERVICESS		30,100	30,434	32,500	28,500	(4,000)
44200	C.G. - PARTS AND LABOR	5,000	4,348	5,000	5,000	-
44310	C.G. - FUEL	3,126	2,861	3,200	3,000	(200)
TOTAL INTERNAL SERVICES		8,126	7,209	8,200	8,000	(200)
45110	ELECTRICITY	26,500	26,164	26,500	26,500	-
45120	HEATING	4,000	3,995	6,000	6,000	-
45310	BOILER & MACHINERY INS.				2,705	2,705
45340	PROPERTY INSURANCE			7,831	4,405	(3,426)
45350	VEHICLE & EQUIPMENT INS.	2,164	1,859	1,421	1,730	309
45370	PUB.OFFICIAL LIABILITY IN	2,359	2,153	2,498	2,346	(152)
45380	GENERAL LIABILITY INS.	10,128	9,955	10,075	11,516	1,441
45394	RETIREE H' CARE BENEFIT	4,080	4,200	3,850	10,200	6,350
45530	TRAINING & TRAVEL	1,500	2,943	4,500	4,500	-
45810	DUES & MEMBERSHIPS	1,200	800	1,200	1,200	-
TOTAL OTHER CHARGES		51,931	52,069	63,875	71,102	7,227
46010	OFFICE SUPPLIES	1,000	781	1,000	1,000	-
46070	REPAIR & MAINT. SUPPLIES	12,955	16,230	12,500	12,500	-
46080	POWERED EQUIPMENT FUELS	600		600	600	-
46090	POWERED EQUIPMENT SUPPLY	1,000	82	1,000	1,000	-

04/14/2015

CITY OF HARRISONBURG, VA
EXPENDITURE BUDGET

FUND - 2011 - WATER FUND
FUNCTION - 3020 - WATER FUND
ACTIVITY - 362061 - PURIFICATION
DEPARTMENT - 0000 - PURIFICATION
DEPT/FUND - 362061 - PURIFICATION

ACCOUNT-----	TITLE -----	-----	2013-2014 -----	2014-2015	2015-2016	NET
		BUDGET	ACTUAL	BUDGET	PROPOSED	CHANGE
46110	UNIFORMS	4,400	3,404	4,400	4,400	-
46120	BOOKS & SUBSCRIPTIONS	200	109	500	500	-
46140	OTHER OPERATING SUPPLIES	8,000	12,469	8,000	8,000	-
46170	EMS/MEDICAL SUPPLIES	200		200	200	-
46180	CHEMICALS	130,000	122,592	130,000	130,000	-
TOTAL MATERIALS & SUPPLIES		158,355	155,667	158,200	158,200	-
TOTAL OTHER OPERATING EXPENSES		468,730	411,505	451,236	474,006	22,770
TOTAL PURIFICATION		1,095,642	989,860	1,087,600	1,113,492	25,892

04/14/2015

CITY OF HARRISONBURG, VA
EXPENDITURE BUDGET

FUND - 2011 - WATER FUND
FUNCTION - 3020 - WATER FUND
ACTIVITY - 372061 - CAPITAL OUTLAY
DEPARTMENT - 0000 - CAPITAL OUTLAY
DEPT/FUND - 372061 - CAPITAL OUTLAY

ACCOUNT-----	TITLE -----	----- 2013-2014 -----	----- 2014-2015 -----	----- 2015-2016 -----	NET	
		BUDGET	ACTUAL	BUDGET	PROPOSED	CHANGE
48111	MACHINERY & EQUIPMENT	5,000		5,000	5,000	-
48181	BUILDINGS & GROUNDS	12,613	8,684	5,000	5,000	-
TOTAL CAP. OUTLAY-REPLACEMENTS		17,613	8,684	10,000	10,000	-
48221	FURNITURE & FIXTURES	10,271	10,101	1,000	2,000	1,000
48271	EDP EQUIPMENT	29,504	27,519	5,000	5,000	-
48273	SOFTWARE	2,000		2,000	5,000	3,000
48282	LAND	1,000		1,000	1,000	-
48291	ENGINEERING/MAPPING	2,000		2,000	2,000	-
48298	INSTALL SER. LINES (CITY)	60,000	81,342	60,000	60,000	-
TOTAL CAPITAL OUTLAY-ADDITIONS		104,775	118,961	71,000	75,000	4,000
TOTAL CAPITAL OUTLAY		122,388	127,645	81,000	85,000	4,000
TOTAL CAPITAL OUTLAY		122,388	127,645	81,000	85,000	4,000

04/14/2015

CITY OF HARRISONBURG, VA
EXPENDITURE BUDGET

FUND - 2011 - WATER FUND
FUNCTION - 3020 - WATER FUND
ACTIVITY - 382061 - DEBT SERVICE
DEPARTMENT - 0000 - DEBT SERVICE
DEPT/FUND - 382061 - DEBT SERVICE

ACCOUNT-----	TITLE -----	----- 2013-2014 -----	2014-2015	2015-2016	NET	
		BUDGET	ACTUAL	BUDGET	PROPOSED	CHANGE
49410	G.O. SERIES 2009 (VRA)	37,867	37,867	37,867	37,867	-
49414	G.O. SERIES 2010B	320,000	320,000	335,000	340,000	5,000
49415	G.O. SERIES 2011	60,000	60,000	60,000	60,000	-
TOTAL PRINCIPAL		417,867	417,867	432,867	437,867	5,000
49150	BANK HANDLING CHARGES	1,000	243	1,000	500	(500)
49152	ARBITRAGE REBATE SERVICES	500	575	500		(500)
49514	G.O. SERIES 2010B	323,175	323,175	314,950	306,525	(8,425)
49515	G.O. SERIES 2011	37,544	37,544	36,344	35,144	(1,200)
TOTAL INTEREST & FISCAL CHARGES		362,219	361,537	352,794	342,169	(10,625)
TOTAL DEBT SERVICE		780,086	779,403	785,661	780,036	(5,625)
TOTAL OTHER USES OF FUNDS		780,086	779,403	785,661	780,036	(5,625)
TOTAL DEBT SERVICE		780,086	779,403	785,661	780,036	(5,625)

04/14/2015

CITY OF HARRISONBURG, VA
EXPENDITURE BUDGET

FUND - 2011 - WATER FUND
FUNCTION - 3020 - WATER FUND
ACTIVITY - 392061 - TRANSFERS
DEPARTMENT - 0000 - TRANSFERS
DEPT/FUND - 392061 - TRANSFERS

ACCOUNT-----	TITLE -----	-----	2013-2014 -----	2014-2015	2015-2016	NET
		BUDGET	ACTUAL	BUDGET	PROPOSED	CHANGE
49210	TR TO GENERAL FUND	863,208	863,208	888,960	923,400	34,440
49216	TR TO WATER CAP PROJ	700,000	700,000	617,485	815,000	197,515
49260	TR TO CENTRAL STORES FUND	124,483	124,483	127,647	140,088	12,441
TOTAL FUND TRANSFERS		1,687,691	1,687,691	1,634,092	1,878,488	244,396
TOTAL OTHER USES OF FUNDS		1,687,691	1,687,691	1,634,092	1,878,488	244,396
TOTAL TRANSFERS		1,687,691	1,687,691	1,634,092	1,878,488	244,396
TOTAL WATER FUND		8,456,314	8,085,089	8,277,688	8,616,533	338,845

04/14/2015

CITY OF HARRISONBURG, VA
EXPENDITURE BUDGET

FUND - 2012 - SEWER FUND
FUNCTION - 4020 - SEWER FUND
ACTIVITY - 412061 - ADMINISTRATION
DEPARTMENT - 0000 - ADMINISTRATION
DEPT/FUND - 412061 - ADMINISTRATION

ACCOUNT-----	TITLE -----	----- 2013-2014 -----	2014-2015	2015-2016	NET	
		BUDGET	ACTUAL	BUDGET	PROPOSED	CHANGE
41010	SALARIES & WAGES-REG.	349,273	350,802	351,894	372,081	20,187
41015	EMPLOYER BENEFIT MATCH	1,092	1,082	1,092		(1,092)
41030	PT SALARIES & WAGES-REG	9,639	6,753	10,400	10,400	-
TOTAL PERSONAL SERVICES		360,004	358,636	363,386	382,481	19,095
42010	FICA	27,540	24,945	29,329	29,260	(69)
42020	RETIREMENT - VRS	43,869	43,868	44,902	47,478	2,576
42050	HOSPITAL INSURANCE	46,845	51,786	57,559	64,468	6,909
42060	LIFE INSURANCE - VRS	4,157	4,156	4,645	4,428	(217)
42080	DENTAL INSURANCE				1,092	1,092
42090	UNEMPLOYMENT		3,480			-
42110	WORKER'S COMP.	3,125	2,263	3,125	3,874	749
TOTAL FRINGE BENEFITS		125,536	130,499	139,560	150,600	11,040
43010	MISC. CONTRACTED SERVICES	1,000	522	600	600	-
43133	COMPUTER SUPPORT	4,000	7,258	7,600	9,500	1,900
43152	OTHER LEGAL SERVICES	500		500		(500)
43310	REPAIRS & MAINTENANCE	5,000	9,294	5,000	5,000	-
43320	SERVICE CONTRACTS	21,950	19,460	20,000	25,000	5,000
TOTAL PURCHASED SERVICES		32,450	36,535	33,700	40,100	6,400
44200	C.G. - PARTS AND LABOR	6,000	2,104	6,000	2,000	(4,000)
44310	C.G. - FUEL	1,285	724	1,000	800	(200)
TOTAL INTERNAL SERVICES		7,285	2,828	7,000	2,800	(4,200)
45110	ELECTRICITY	19,000	16,936	19,000	19,000	-
45120	HEATING	5,000	5,144	5,500	5,000	(500)
45130	WATER & SEWER	4,000	3,594	4,000	4,000	-
45136	LANDFILL/STEAM PLANT	500		500	500	-
45230	TELECOMMUNICATIONS	25,000	22,183	27,100	24,500	(2,600)
45340	PROPERTY INSURANCE	1,600	1,266	1,294	1,634	340
45350	VEHICLE & EQUIPMENT INS.	800	674	579	507	(72)
45370	PUB.OFFICIAL LIABILITY IN	2,200	1,938	1,874	1,759	(115)
45380	GENERAL LIABILITY INS.	11,500	9,811	10,168	9,120	(1,048)
45394	RETIREE H/CARE BENEFIT				1,440	1,440
45530	TRAINING & TRAVEL	2,000	2,056	4,000	5,000	1,000
45540	EDUCATION	1,200		600	600	-
45810	DUES & MEMBERSHIPS	1,000	489	1,000	1,000	-
TOTAL OTHER CHARGES		73,800	64,091	75,615	74,060	(1,555)
46010	OFFICE SUPPLIES	1,500	552	1,000	1,000	-
46070	REPAIR & MAINT. SUPPLIES	1,500	372	1,000	1,000	-

04/14/2015

CITY OF HARRISONBURG, VA
EXPENDITURE BUDGET

FUND - 2012 - SEWER FUND
FUNCTION - 4020 - SEWER FUND
ACTIVITY - 412061 - ADMINISTRATION
DEPARTMENT - 0000 - ADMINISTRATION
DEPT/FUND - 412061 - ADMINISTRATION

ACCOUNT-----	TITLE -----	-----	2013-2014 -----	2014-2015	2015-2016	NET
		BUDGET	ACTUAL	BUDGET	PROPOSED	CHANGE
46050	JANITORIAL SUPPLIES	1,500	1,634	1,500	1,500	-
46090	POWERED EQUIPMENT SUPPLY	1,500	499	1,000	1,000	-
46120	BOOKS & SUBSCRIPTIONS	500	200	500	500	-
46140	OTHER OPERATING SUPPLIES	500	889	500	1,500	1,000
TOTAL MATERIALS & SUPPLIES		7,000	4,146	5,500	6,500	1,000
TOTAL OTHER OPERATING EXPENSES		246,071	238,098	261,375	274,060	12,685
TOTAL ADMINISTRATION		606,075	596,735	624,761	656,541	31,780

04/14/2015

CITY OF HARRISONBURG, VA
EXPENDITURE BUDGET

FUND - 2012 - SEWER FUND
FUNCTION - 4020 - SEWER FUND
ACTIVITY - 422061 - TREATMENT & DISPOSAL
DEPARTMENT - 0000 - TREATMENT & DISPOSAL
DEPT/FUND - 422061 - TREATMENT & DISPOSAL

ACCOUNT-----	TITLE -----	-----	2013-2014 -----	2014-2015	2015-2016	NET
		BUDGET	ACTUAL	BUDGET	PROPOSED	CHANGE
43840	HRRSA - OPERATING	2,931,000	2,773,993	2,863,000	3,000,000	137,000
43841	HRRSA - PRETREATMENT	5,000	20,688	11,000	25,000	14,000
43842	HRRSA - CAPITAL OUTLAY	120,000	103,772	134,000	150,000	16,000
43844	HRRSA - CONSTRUCTION	400,000	381,383	400,000	440,000	40,000
TOTAL PURCHASED SERVICESS		3,456,000	3,279,836	3,408,000	3,615,000	207,000
TOTAL OTHER OPERATING EXPENSES		3,456,000	3,279,836	3,408,000	3,615,000	207,000
TOTAL TREATMENT & DISPOSAL		3,456,000	3,279,836	3,408,000	3,615,000	207,000

04/14/2015

CITY OF HARRISONBURG, VA
EXPENDITURE BUDGET

FUND - 2012 - SEWER FUND
FUNCTION - 4020 - SEWER FUND
ACTIVITY - 432061 - COLLECTION & TRANSMISSION
DEPARTMENT - 0000 - COLLECTION & TRANSMISSION
DEPT/FUND - 432061 - COLLECTION & TRANSMISSION

ACCOUNT-----	TITLE -----	----- 2013-2014 -----	2014-2015	2015-2016	NET	
		BUDGET	ACTUAL	BUDGET	PROPOSED	CHANGE
41010	SALARIES & WAGES-REG.	381,683	380,544	389,551	409,836	20,285
41015	EMPLOYER BENEFIT MATCH	1,560	1,357	1,560		(1,560)
41017	STAND BY PAY	12,000	13,555	12,000	12,000	-
41020	SALARIES & WAGES-O/T	3,060	2,808	3,060	3,300	240
41027	STANDBY & BLENDED - OT	11,220	21,438	14,000	19,000	5,000
41030	PT SALARIES & WAGES-REG	13,056	5,820	12,800	16,828	4,028
41050	ANNUAL LEAVE - SEPARATION	10,000		10,000	20,000	10,000
41051	SICK LEAVE - SEPARATION	10,000		10,000	20,000	10,000
TOTAL PERSONAL SERVICES		442,579	425,521	452,971	500,964	47,993
42010	FICA	33,857	29,557	34,652	38,324	3,672
42020	RETIREMENT - VRS	47,940	47,684	49,707	52,295	2,588
42050	HOSPITAL INSURANCE	73,287	75,221	80,493	80,543	50
42060	LIFE INSURANCE - VRS	4,543	4,518	5,142	4,877	(265)
42080	DENTAL INSURANCE				1,560	1,560
42110	WORKER'S COMP.	10,192	8,187	10,417	11,276	859
TOTAL FRINGE BENEFITS		169,819	165,166	180,411	188,875	8,464
43310	REPAIRS & MAINTENANCE	1,000	131	1,000	1,000	-
43890	STATE FEES AND PERMITS	500		500	500	-
TOTAL PURCHASED SERVICESS		1,500	131	1,500	1,500	-
44200	C.G. - PARTS AND LABOR	90,000	98,279	93,000	93,000	-
44310	C.G. - FUEL	63,610	60,099	63,000	60,000	(3,000)
44314	INVENTORY ADJ - UTILITIES	1,000		1,000	1,000	-
TOTAL INTERNAL SERVICES		154,610	158,378	157,000	154,000	(3,000)
45136	LANDFILL/STEAM PLANT				500	500
45350	VEHICLE & EQUIPMENT INS.	10,368	8,864	18,904	16,876	(2,028)
45370	PUB.OFFICIAL LIABILITY IN	2,359	2,153	2,082	1,955	(127)
45380	GENERAL LIABILITY INS.	13,002	11,142	12,122	11,437	(685)
45394	RETIREE H'CARE BENEFIT	11,040	6,840	6,840	11,180	4,340
45410	LEASE/RENT OF EQUIPMENT	1,000	441	1,000	4,000	3,000
45850	FREIGHT & DRAYAGE	1,000	40	1,000	1,000	-
TOTAL OTHER CHARGES		38,769	29,480	41,948	46,948	5,000
46070	REPAIR & MAINT. SUPPLIES	15,000	12,221	16,000	14,000	(2,000)
46074	MAINT&REP SUPP-MAINS	20,000	17,340	20,000	22,000	2,000
46110	UNIFORMS	8,000	7,107	8,000	8,000	-
46140	OTHER OPERATING SUPPLIES	10,000	11,014	10,000	10,000	-
46145	SAFETY MATERIALS	8,500	3,513	7,500	7,500	-
46170	EMS/MEDICAL SUPPLIES	500	365	500	500	-

04/14/2015

CITY OF HARRISONBURG, VA
EXPENDITURE BUDGET

FUND - 2012 - SEWER FUND
FUNCTION - 4020 - SEWER FUND
ACTIVITY - 432061 - COLLECTION & TRANSMISSION
DEPARTMENT - 0000 - COLLECTION & TRANSMISSION
DEPT/FUND - 432061 - COLLECTION & TRANSMISSION

ACCOUNT-----	TITLE -----	-----	2013-2014 -----	2014-2015	2015-2016	NET
		BUDGET	ACTUAL	BUDGET	PROPOSED	CHANGE
TOTAL MATERIALS & SUPPLIES		62,000	51,560	62,000	62,000	-
TOTAL OTHER OPERATING EXPENSES		426,698	404,716	442,859	453,323	10,464
TOTAL COLLECTION & TRANSMISSION		869,277	830,237	895,830	954,287	58,457

04/14/2015

CITY OF HARRISONBURG, VA
EXPENDITURE BUDGET

FUND - 2012 - SEWER FUND
FUNCTION - 4020 - SEWER FUND
ACTIVITY - 442061 - MISCELLANEOUS
DEPARTMENT - 0000 - MISCELLANEOUS
DEPT/FUND - 442061 - MISCELLANEOUS

ACCOUNT-----	TITLE -----	----- 2013-2014 -----	2014-2015	2015-2016	NET	
		BUDGET	ACTUAL	BUDGET	PROPOSED	CHANGE
43120	ACCOUNTING & AUDITING	9,150	9,150	9,150	9,400	250
TOTAL PURCHASED SERVICESS		9,150	9,150	9,150	9,400	250
TOTAL OTHER OPERATING EXPENSES		9,150	9,150	9,150	9,400	250
48310	DEPRECIATION	1,397,508	1,397,508	1,406,250	1,408,410	2,160
TOTAL DEPRECIATION		1,397,508	1,397,508	1,406,250	1,408,410	2,160
TOTAL CAPITAL OUTLAY		1,397,508	1,397,508	1,406,250	1,408,410	2,160
49215	PROP. TAX-PUBLIC UTILITY	313,782	313,782	318,888	311,046	(7,842)
TOTAL FUND TRANSFERS		313,782	313,782	318,888	311,046	(7,842)
49311	RES.FOR PAY PLAN INCREASE			29,000		(29,000)
TOTAL RESERVE FOR CONTINGENCIES				29,000		(29,000)
TOTAL OTHER USES OF FUNDS		313,782	313,782	347,888	311,046	(36,842)
TOTAL MISCELLANEOUS		1,720,440	1,720,440	1,763,288	1,728,856	(34,432)

04/14/2015

CITY OF HARRISONBURG, VA
EXPENDITURE BUDGET

FUND - 2012 - SEWER FUND
FUNCTION - 4020 - SEWER FUND
ACTIVITY - 452061 - UTILITY BILLING-SEWER
DEPARTMENT - 0000 - UTILITY BILLING-SEWER
DEPT/FUND - 452061 - UTILITY BILLING-SEWER

ACCOUNT-----	TITLE -----	----- 2013-2014 -----	2014-2015	2015-2016	NET	
		BUDGET	ACTUAL	BUDGET	PROPOSED	CHANGE
41010	SALARIES & WAGES-REG.	158,230	156,122	158,226	157,723	(503)
41015	EMPLOYER BENEFIT MATCH	624	286	624		(624)
41020	SALARIES & WAGES-O/T		22			-
41030	PT SALARIES & WAGES-REG	6,426	3,546	9,800	4,800	(5,000)
41050	ANNUAL LEAVE - SEPARATION		7,905	20,000	10,000	(10,000)
41051	SICK LEAVE - SEPARATION		105	20,000	10,000	(10,000)
TOTAL PERSONAL SERVICES		165,280	167,986	208,650	182,523	(26,127)
42010	FICA	12,644	12,276	15,962	13,963	(1,999)
42020	RETIREMENT - VRS	19,874	19,367	20,190	20,125	(65)
42050	HOSPITAL INSURANCE	22,224	16,308	18,920	25,868	6,948
42060	LIFE INSURANCE - VRS	1,883	1,835	2,089	1,877	(212)
42080	DENTAL INSURANCE				624	624
42110	WORKER'S COMP.	3,700	3,228	3,745	3,784	39
TOTAL FRINGE BENEFITS		60,325	53,014	60,906	66,241	5,335
43320	SERVICE CONTRACTS	1,550	1,525	1,550	1,550	-
43382	H2O LOSS MGT-METER TEST	20,000	17,222	20,000	20,000	-
TOTAL PURCHASED SERVICES		21,550	18,747	21,550	21,550	-
44200	C.G. - PARTS AND LABOR	13,000	10,629	13,000	13,000	-
44310	C.G. - FUEL	12,093	9,605	11,000	9,000	(2,000)
TOTAL INTERNAL SERVICES		25,093	20,234	24,000	22,000	(2,000)
45350	VEHICLE & EQUIPMENT INS.	3,058	2,603	2,973	3,057	84
45370	PUB.OFFICIAL LIABILITY IN	944	861	833	1,173	340
45380	GENERAL LIABILITY INS.	5,180	4,439	4,513	4,228	(285)
45394	RETIREE H'CARE BENEFIT		300		5,460	5,460
45530	TRAINING & TRAVEL	1,000		1,000	1,000	-
TOTAL OTHER CHARGES		10,182	8,203	9,319	14,918	5,599
46070	REPAIR & MAINT. SUPPLIES	40,000	17,841	40,000	25,000	(15,000)
46110	UNIFORMS	1,600	1,295	1,600	1,600	-
46140	OTHER OPERATING SUPPLIES	100	250	100	100	-
TOTAL MATERIALS & SUPPLIES		41,700	19,386	41,700	26,700	(15,000)
TOTAL OTHER OPERATING EXPENSES		158,850	119,583	157,475	151,409	(6,066)
TOTAL UTILITY BILLING-SEWER		324,130	287,570	366,125	333,932	(32,193)

04/14/2015

CITY OF HARRISONBURG, VA
EXPENDITURE BUDGET

FUND - 2012 - SEWER FUND
FUNCTION - 4020 - SEWER FUND
ACTIVITY - 462061 - PUMPING & MONITORING
DEPARTMENT - 0000 - PUMPING & MONITORING
DEPT/FUND - 462061 - PUMPING & MONITORING

ACCOUNT-----	TITLE -----	----- 2013-2014 -----	2014-2015	2015-2016	NET	
		BUDGET	ACTUAL	BUDGET	PROPOSED	CHANGE
41010	SALARIES & WAGES-REG.	83,910	73,322	86,256	101,213	14,957
41015	EMPLOYER BENEFIT MATCH	312	266	312		(312)
41017	STAND BY PAY	8,000	7,792	8,000	8,000	-
41020	SALARIES & WAGES-O/T		189			-
41027	STANDBY & BLENDED - OT	3,060	4,110	4,060	4,800	740
41050	ANNUAL LEAVE - SEPARATION		894			-
41051	SICK LEAVE - SEPARATION		144			-
TOTAL PERSONAL SERVICES		95,282	86,717	98,628	114,013	15,385
42010	FICA	7,289	6,098	7,545	8,722	1,177
42020	RETIREMENT - VRS	10,540	9,187	11,006	12,915	1,909
42050	HOSPITAL INSURANCE	20,929	13,396	17,145	8,779	(8,366)
42060	LIFE INSURANCE - VRS	999	870	1,139	1,204	65
42070	DISABILITY (VLDP)				105	105
42080	DENTAL INSURANCE				312	312
42110	WORKER'S COMP.	1,955	1,710	2,121	3,418	1,297
TOTAL FRINGE BENEFITS		41,712	31,261	38,956	35,455	(3,501)
43320	SERVICE CONTRACTS	17,449	7,067	11,200	10,680	(520)
43331	MAINT & REP.-PUMPS & MACH	2,000		2,000	2,000	-
43333	MAINT & REP.-SCADA	500		500	500	-
TOTAL PURCHASED SERVICESS		19,949	7,067	13,700	13,180	(520)
44200	C.G. - PARTS AND LABOR	8,000	5,120	8,000	8,000	-
44310	C.G. - FUEL	8,932	6,796	8,000	7,000	(1,000)
TOTAL INTERNAL SERVICES		16,932	11,916	16,000	15,000	(1,000)
45110	ELECTRICITY	9,000	10,159	9,000	10,000	1,000
45130	WATER & SEWER	600	650	600	600	-
45230	TELECOMMUNICATIONS		509			-
45310	BOILER & MACHINERY INS.	514	467	513	431	(82)
45340	PROPERTY INSURANCE	1,395	1,129	1,119	1,118	(1)
45350	VEHICLE & EQUIPMENT INS.	1,945	1,658	1,927	2,235	308
45370	PUB.OFFICIAL LIABILITY IN	708	646	833	782	(51)
45380	GENERAL LIABILITY INS.	2,168	1,858	1,946	2,315	369
45385	EXCESS LIABILITY INS.	100				-
45850	FREIGHT & DRAYAGE			100	100	-
TOTAL OTHER CHARGES		16,430	17,077	16,038	17,581	1,543
46061	MATERIALS - PUMPS	2,500		2,500	2,500	-
46062	MATERIALS - SCADA	4,294	5,279	4,500	4,500	-
46063	MATERIALS - GENERAL	1,000	108	1,000	1,000	-

04/14/2015

CITY OF HARRISONBURG, VA
EXPENDITURE BUDGET

FUND - 2012 - SEWER FUND
FUNCTION - 4020 - SEWER FUND
ACTIVITY - 462061 - PUMPING & MONITORING
DEPARTMENT - 0000 - PUMPING & MONITORING
DEPT/FUND - 462061 - PUMPING & MONITORING

ACCOUNT-----	TITLE -----	-----	2013-2014 -----	2014-2015	2015-2016	NET
		BUDGET	ACTUAL	BUDGET	PROPOSED	CHANGE
46080	POWERED EQUIPMENT FUELS	1,500	979	1,500	1,500	-
46110	UNIFORMS		665	1,600	2,000	400
TOTAL MATERIALS & SUPPLIES		9,294	7,032	11,100	11,500	400
TOTAL OTHER OPERATING EXPENSES		104,317	74,354	95,794	92,716	(3,078)
TOTAL PUMPING & MONITORING		199,599	161,071	194,422	206,729	12,307

04/14/2015

CITY OF HARRISONBURG, VA
EXPENDITURE BUDGET

FUND - 2012 - SEWER FUND
FUNCTION - 4020 - SEWER FUND
ACTIVITY - 472061 - CAPITAL OUTLAY
DEPARTMENT - 0000 - CAPITAL OUTLAY
DEPT/FUND - 472061 - CAPITAL OUTLAY

ACCOUNT-----	TITLE -----	----- 2013-2014 -----	2014-2015	2015-2016	NET	
		BUDGET	ACTUAL	BUDGET	PROPOSED	CHANGE
48111	MACHINERY & EQUIPMENT	30,000	23,905	5,000	25,000	20,000
48151	MOTOR VEHICLES & EQUIP.	26,000	24,994	25,000		(25,000)
48161	CONST. VEHICLES & EQUIP.	71,800	166,800	120,000	150,000	30,000
48181	BUILDINGS & GROUNDS	43,260	44,377	100,000	20,000	(80,000)
TOTAL CAP. OUTLAY-REPLACEMENTS		171,060	260,076	250,000	195,000	(55,000)
48221	FURNITURE & FIXTURES	3,000	2,678	1,000	1,000	-
48271	EDP EQUIPMENT	18,000	20,019	17,000	5,000	(12,000)
48273	SOFTWARE	2,000		2,000	30,000	28,000
48282	LAND	1,000		1,000	1,000	-
48291	ENGINEERING/MAPPING	1,000		1,000	2,000	1,000
48298	INSTALL SER. LINES (CITY)	10,000	3,542	10,000	10,000	-
TOTAL CAPITAL OUTLAY-ADDITIONS		35,000	26,239	32,000	49,000	17,000
TOTAL CAPITAL OUTLAY		206,060	286,315	282,000	244,000	(38,000)
TOTAL CAPITAL OUTLAY		206,060	286,315	282,000	244,000	(38,000)

04/14/2015

CITY OF HARRISONBURG, VA
EXPENDITURE BUDGET

FUND - 2012 - SEWER FUND
FUNCTION - 4020 - SEWER FUND
ACTIVITY - 482061 - DEBT SERVICE
DEPARTMENT - 0000 - DEBT SERVICE
DEPT/FUND - 482061 - DEBT SERVICE

ACCOUNT-----	TITLE -----	----- BUDGET	2013-2014 ----- ACTUAL	2014-2015 BUDGET	2015-2016 PROPOSED	NET CHANGE
47060	HRRSA - DEBT SERVICE	2,828,394	2,814,570	2,810,000	2,740,000	(70,000)
TOTAL PMT. TO JOINT OPERATIONS		2,828,394	2,814,570	2,810,000	2,740,000	(70,000)
TOTAL OTHER OPERATING EXPENSES		2,828,394	2,814,570	2,810,000	2,740,000	(70,000)
TOTAL DEBT SERVICE		2,828,394	2,814,570	2,810,000	2,740,000	(70,000)

04/14/2015

CITY OF HARRISONBURG, VA
EXPENDITURE BUDGET

FUND - 2012 - SEWER FUND
FUNCTION - 4020 - SEWER FUND
ACTIVITY - 492061 - TRANSFERS
DEPARTMENT - 0000 - TRANSFERS
DEPT/FUND - 492061 - TRANSFERS

ACCOUNT-----	TITLE -----	-----	2013-2014 -----	2014-2015	2015-2016	NET
		BUDGET	ACTUAL	BUDGET	PROPOSED	CHANGE
49210	TR TO GENERAL FUND	863,208	863,208	888,960	923,400	34,440
49244	TR TO SEWER CAP PROJ	400,000	400,000	400,000	425,000	25,000
49260	TR TO CENTRAL STORES FUND	11,580	11,580	11,874	13,032	1,158
TOTAL FUND TRANSFERS		1,274,788	1,274,788	1,300,834	1,361,432	60,598
TOTAL OTHER USES OF FUNDS		1,274,788	1,274,788	1,300,834	1,361,432	60,598
TOTAL TRANSFERS		1,274,788	1,274,788	1,300,834	1,361,432	60,598
TOTAL SEWER FUND		11,484,763	11,251,561	11,645,260	11,840,777	195,517

CITY OF HARRISONBURG, VA
EXPENDITURE BUDGET

FUND - 2013 - PUBLIC TRNSPORTATION FUND
FUNCTION - 8020 - PUBLIC TRANSIT
ACTIVITY - 812081 - TRANSIT BUSES
DEPARTMENT - 0000 - TRANSIT BUSES
DEPT/FUND - 812081 - TRANSIT BUSES

ACCOUNT-----	TITLE -----	----- 2013-2014 -----	2014-2015	2015-2016	NET	
		BUDGET	ACTUAL	BUDGET	PROPOSED	CHANGE
41010	SALARIES & WAGES-REG.	554,491	609,244	756,192	644,228	(111,964)
41015	EMPLOYER BENEFIT MATCH	3,300	2,944	3,311		(3,311)
41020	SALARIES & WAGES-O/T	49,246	102,227	95,586	39,169	(56,417)
41030	PT SALARIES & WAGES-REG	744,757	631,850	711,541	826,249	114,708
41040	PT SALARIES & WAGES-O/T	67,649	117,228	60,138	54,328	(5,810)
41050	ANNUAL LEAVE - SEPARATION		9,048			-
41051	SICK LEAVE - SEPARATION		6,309			-
TOTAL PERSONAL SERVICES		1,419,443	1,478,851	1,626,768	1,563,974	(62,794)
42010	FICA	108,587	107,827	124,449	119,644	(4,805)
42020	RETIREMENT - VRS	69,645	80,071	96,491	82,203	(14,288)
42050	HOSPITAL INSURANCE	85,027	86,536	137,620	119,157	(18,463)
42060	LIFE INSURANCE - VRS	6,599	7,586	9,983	7,666	(2,317)
42070	DISABILITY (VLDP)		201	1,000	1,000	-
42080	DENTAL INSURANCE				2,894	2,894
42090	UNEMPLOYMENT	2,500				-
42110	WORKER'S COMP.	34,968	49,750	55,000	40,792	(14,208)
TOTAL FRINGE BENEFITS		307,326	331,972	424,543	373,356	(51,187)
43100	PROFESSIONAL SERVICES		3,170			-
43110	MEDICAL SERVICES	6,000	6,681	6,500	5,500	(1,000)
43120	ACCOUNTING & AUDITING	2,350	2,350	2,350		(2,350)
43133	COMPUTER SUPPORT	3,000	2,670	5,000		(5,000)
43310	REPAIRS & MAINTENANCE		27			-
43320	SERVICE CONTRACTS	88,160	55,708	105,000	79,325	(25,675)
43330	MAINT & REP.-MACH & EQUIP	400	248	500	1,000	500
43336	MAINT & REP.-RADIO EQUIP			2,000	2,000	-
43360	MAINT & REP.-BLDGS & GNDS	5,000	4,308	5,000		(5,000)
43600	ADVERTISING	4,000	3,124	4,000	3,000	(1,000)
TOTAL PURCHASED SERVICES		108,910	78,286	130,350	90,825	(39,525)
44200	C.G. - PARTS AND LABOR	535,000	595,884	781,600	790,000	8,400
44300	CENTRAL STORES	6,000	886	3,000		(3,000)
44302	C.S.-POWER.EQUIP.SUPPLIES	100				-
44304	C.S.-BLDG. & GROUNDS SUPP	100				-
44308	C.S.-SAFETY/MEDICAL SUPP.		41			-
44309	C.S.-OTHER SUPPLIES	300				-
44310	C.G. - FUEL	570,000	518,233	620,000	600,000	(20,000)
TOTAL INTERNAL SERVICES		1,111,500	1,115,044	1,404,600	1,390,000	(14,600)
45110	ELECTRICITY	8,000	8,987	15,000		(15,000)
45120	HEATING	400	2,846	3,000		(3,000)
45130	WATER & SEWER	2,000	3,274	2,000		(2,000)

04/14/2015

CITY OF HARRISONBURG, VA
EXPENDITURE BUDGET

FUND - 2013 - PUBLIC TRNSPORTATION FUND
FUNCTION - 8020 - PUBLIC TRANSIT
ACTIVITY - 812081 - TRANSIT BUSES
DEPARTMENT - 0000 - TRANSIT BUSES
DEPT/FUND - 812081 - TRANSIT BUSES

ACCOUNT-----	TITLE -----	----- 2013-2014 -----	----- 2014-2015 -----	2015-2016	NET	
		BUDGET	ACTUAL	BUDGET	PROPOSED	CHANGE
45210	POSTAGE	500	141	500		(500)
45230	TELECOMMUNICATIONS	1,800	2,652	4,000		(4,000)
45340	PROPERTY INSURANCE	360	290	864		(864)
45350	VEHICLE & EQUIPMENT INS.	170,000	151,268	185,000	184,010	(990)
45360	SURETY BONDS	92	85	100	84	(16)
45370	PUB.OFFICIAL LIABILITY IN	15,000	13,197	14,000	14,858	858
45380	GENERAL LIABILITY INS.	4,400	4,166	4,800		(4,800)
45394	RETIREE H'CARE BENEFIT	8,000	5,690	6,270	4,081	(2,189)
45530	TRAINING & TRAVEL	5,000	17,058	7,000	10,000	3,000
45810	DUES & MEMBERSHIPS	2,000	400	3,000	3,000	-
TOTAL OTHER CHARGES		217,552	210,053	245,534	216,033	(29,501)
46010	OFFICE SUPPLIES	5,000	6,212	8,000	1,000	(7,000)
46070	REPAIR & MAINT. SUPPLIES	1,500	416	3,000		(3,000)
46110	UNIFORMS	2,500	7,377	7,000	1,000	(6,000)
46120	BOOKS & SUBSCRIPTIONS	1,000	469	2,000	2,000	-
46140	OTHER OPERATING SUPPLIES	17,000	19,463	20,000	5,000	(15,000)
46170	EMS/MEDICAL SUPPLIES	400	370	500		(500)
TOTAL MATERIALS & SUPPLIES		27,400	34,307	40,500	9,000	(31,500)
TOTAL OTHER OPERATING EXPENSES		1,772,688	1,769,661	2,245,527	2,079,214	(166,313)
48310	DEPRECIATION	216,660	216,660	216,660	216,660	-
TOTAL DEPRECIATION		216,660	216,660	216,660	216,660	-
TOTAL CAPITAL OUTLAY		216,660	216,660	216,660	216,660	-
TOTAL TRANSIT BUSES		3,408,791	3,465,172	4,088,955	3,859,848	(229,107)

04/14/2015

CITY OF HARRISONBURG, VA
EXPENDITURE BUDGET

FUND - 2013 - PUBLIC TRNSPORTATION FUND
FUNCTION - 8020 - PUBLIC TRANSIT
ACTIVITY - 842081 - MISCELLANEOUS
DEPARTMENT - 0000 - MISCELLANEOUS
DEPT/FUND - 842081 - MISCELLANEOUS

ACCOUNT-----	TITLE -----	-----	2013-2014 -----	2014-2015	2015-2016	NET
		BUDGET	ACTUAL	BUDGET	PROPOSED	CHANGE
49311	RES.FOR PAY PLAN INCREASE			156,000		(156,000)
TOTAL RESERVE FOR CONTINGENCIES				156,000		(156,000)
TOTAL OTHER USES OF FUNDS				156,000		(156,000)
TOTAL MISCELLANEOUS				156,000		(156,000)

04/14/2015

CITY OF HARRISONBURG, VA
EXPENDITURE BUDGET

FUND - 2013 - PUBLIC TRNSPORTATION FUND
FUNCTION - 8020 - PUBLIC TRANSIT
ACTIVITY - 852081 - PARATRANSIT BUSES
DEPARTMENT - 0000 - PARATRANSIT BUSES
DEPT/FUND - 852081 - PARATRANSIT BUSES

ACCOUNT-----	TITLE -----	----- 2013-2014 -----	2014-2015	2015-2016	NET	
		BUDGET	ACTUAL	BUDGET	PROPOSED	CHANGE
41010	SALARIES & WAGES-REG.	215,187	231,493	245,250	160,524	(84,726)
41015	EMPLOYER BENEFIT MATCH	952	868	1,108		(1,108)
41017	STAND BY PAY	1,500		500		(500)
41020	SALARIES & WAGES-O/T	20,164	32,388	17,781	15,849	(1,932)
41027	STANDBY & BLENDED - OT	2,040		1,000		(1,000)
41030	PT SALARIES & WAGES-REG	54,657	65,180	43,738	62,759	19,021
41040	PT SALARIES & WAGES-O/T	3,303	8,905	4,238	9,863	5,625
41050	ANNUAL LEAVE - SEPARATION		1,155			-
41051	SICK LEAVE - SEPARATION		1,613			-
TOTAL PERSONAL SERVICES		297,803	341,601	313,615	248,995	(64,620)
42010	FICA	22,782	23,725	23,992	19,048	(4,944)
42020	RETIREMENT - VRS	27,028	29,079	31,294	20,483	(10,811)
42050	HOSPITAL INSURANCE	37,799	40,992	54,720	39,885	(14,835)
42060	LIFE INSURANCE - VRS	2,561	2,755	3,237	1,910	(1,327)
42070	DISABILITY (VLDP)		64	500	300	(200)
42080	DENTAL INSURANCE				772	772
42110	WORKER'S COMP.	6,391	8,004	8,000	8,599	599
TOTAL FRINGE BENEFITS		96,561	104,619	121,743	90,997	(30,746)
43110	MEDICAL SERVICES	400	220	300	500	200
43120	ACCOUNTING & AUDITING	500	500	500		(500)
43133	COMPUTER SUPPORT	1,000	798	2,000		(2,000)
43320	SERVICE CONTRACTS	13,600	9,211	15,000	6,000	(9,000)
43330	MAINT & REP.-MACH & EQUIP	100	35	100	100	-
43336	MAINT & REP.-RADIO EQUIP				500	500
43360	MAINT & REP.-BLDGS & GNDS	400	24	500		(500)
43600	ADVERTISING	500	123	500	500	-
TOTAL PURCHASED SERVICESS		16,500	10,911	18,900	7,600	(11,300)
44200	C.G. - PARTS AND LABOR	60,000	68,961	75,400	85,000	9,600
44300	CENTRAL STORES	100	21	100		(100)
44310	C.G. - FUEL	57,000	61,782	58,000	60,000	2,000
TOTAL INTERNAL SERVICES		117,100	130,764	133,500	145,000	11,500
45110	ELECTRICITY	1,500	2,345	2,000		(2,000)
45120	HEATING	100	688	500		(500)
45130	WATER & SEWER	750	564	500		(500)
45210	POSTAGE	200	16	200		(200)
45230	TELECOMMUNICATIONS	200	3,717	10,000		(10,000)
45340	PROPERTY INSURANCE	79	72	500		(500)
45350	VEHICLE & EQUIPMENT INS.	39,000	25,473	45,000	39,783	(5,217)
45360	SURETY BONDS	23	21	50	21	(29)

04/14/2015

CITY OF HARRISONBURG, VA
EXPENDITURE BUDGET

FUND - 2013 - PUBLIC TRNSPORTATION FUND
FUNCTION - 8020 - PUBLIC TRANSIT
ACTIVITY - 852081 - PARATRANSIT BUSES
DEPARTMENT - 0000 - PARATRANSIT BUSES
DEPT/FUND - 852081 - PARATRANSIT BUSES

ACCOUNT-----	TITLE -----	-----	2013-2014 -----	2014-2015	2015-2016	NET
		BUDGET	ACTUAL	BUDGET	PROPOSED	CHANGE
45370	PUB.OFFICIAL LIABILITY IN	1,801	1,636	1,700	1,760	60
45380	GENERAL LIABILITY INS.	794	755	1,000		(1,000)
45394	RETIREE H'CARE BENEFIT		444	684	360	(324)
45530	TRAINING & TRAVEL	2,000	3,832	2,000	2,000	-
45810	DUES & MEMBERSHIPS	100	100	200	200	-
TOTAL OTHER CHARGES		46,547	39,663	64,334	44,124	(20,210)
46010	OFFICE SUPPLIES	1,000	1,044	1,000		(1,000)
46070	REPAIR & MAINT. SUPPLIES	500	142	500		(500)
46110	UNIFORMS	500	1,402	1,000		(1,000)
46120	BOOKS & SUBSCRIPTIONS	100	823	100	100	-
46140	OTHER OPERATING SUPPLIES	3,000	3,226	3,000	500	(2,500)
46170	EMS/MEDICAL SUPPLIES	100	82	100		(100)
TOTAL MATERIALS & SUPPLIES		5,200	6,720	5,700	600	(5,100)
TOTAL OTHER OPERATING EXPENSES		281,908	292,677	344,177	288,321	(55,856)
TOTAL PARATRANSIT BUSES		579,711	634,278	657,792	537,316	(120,476)

04/14/2015

CITY OF HARRISONBURG, VA
EXPENDITURE BUDGET

FUND - 2013 - PUBLIC TRNSPORTATION FUND
FUNCTION - 8020 - PUBLIC TRANSIT
ACTIVITY - 862081 - ADMINISTRATION
DEPARTMENT - 0000 - ADMINISTRATION
DEPT/FUND - 862081 - ADMINISTRATION

ACCOUNT-----	TITLE -----	----- 2013-2014 -----	2014-2015	2015-2016	NET	
		BUDGET	ACTUAL	BUDGET	PROPOSED	CHANGE
41010	SALARIES & WAGES-REG.				270,267	270,267
41020	SALARIES & WAGES-O/T				5,010	5,010
41030	PT SALARIES & WAGES-REG				17,575	17,575
41040	PT SALARIES & WAGES-O/T				5,224	5,224
TOTAL PERSONAL SERVICES					298,076	298,076
42010	FICA				22,804	22,804
42020	RETIREMENT - VRS				34,487	34,487
42050	HOSPITAL INSURANCE				34,947	34,947
42060	LIFE INSURANCE - VRS				3,217	3,217
42080	DENTAL INSURANCE				812	812
42110	WORKER'S COMP.				2,365	2,365
TOTAL FRINGE BENEFITS					98,632	98,632
43110	MEDICAL SERVICES				1,000	1,000
43120	ACCOUNTING & AUDITING				3,000	3,000
43133	COMPUTER SUPPORT				1,500	1,500
43320	SERVICE CONTRACTS				29,675	29,675
43360	MAINT & REP.-BLDGS & GNDS				2,500	2,500
TOTAL PURCHASED SERVICES					37,675	37,675
44300	CENTRAL STORES				4,000	4,000
TOTAL INTERNAL SERVICES					4,000	4,000
45110	ELECTRICITY				30,300	30,300
45120	HEATING				1,650	1,650
45130	WATER & SEWER				1,650	1,650
45210	POSTAGE				600	600
45230	TELECOMMUNICATIONS				10,500	10,500
45310	BOILER & MACHINERY INS.				3,105	3,105
45340	PROPERTY INSURANCE				4,809	4,809
45350	VEHICLE & EQUIPMENT INS.				1,207	1,207
45370	PUB.OFFICIAL LIABILITY IN				1,710	1,710
45380	GENERAL LIABILITY INS.				5,292	5,292
45394	RETIREE H'CARE BENEFIT				662	662
TOTAL OTHER CHARGES					61,485	61,485
46010	OFFICE SUPPLIES				8,000	8,000
46070	REPAIR & MAINT. SUPPLIES				3,500	3,500
46110	UNIFORMS				7,000	7,000
46140	OTHER OPERATING SUPPLIES				17,500	17,500
46170	EMS/MEDICAL SUPPLIES				600	600

04/14/2015

CITY OF HARRISONBURG, VA
EXPENDITURE BUDGET

FUND - 2013 - PUBLIC TRNSPORTATION FUND
FUNCTION - 8020 - PUBLIC TRANSIT
ACTIVITY - 862081 - ADMINISTRATION
DEPARTMENT - 0000 - ADMINISTRATION
DEPT/FUND - 862081 - ADMINISTRATION

ACCOUNT-----	TITLE -----	-----	2013-2014 -----	2014-2015	2015-2016	NET
		BUDGET	ACTUAL	BUDGET	PROPOSED	CHANGE
TOTAL MATERIALS & SUPPLIES					36,600	36,600
TOTAL OTHER OPERATING EXPENSES					238,392	238,392
TOTAL ADMINISTRATION					536,468	536,468

04/14/2015

CITY OF HARRISONBURG, VA
EXPENDITURE BUDGET

FUND - 2013 - PUBLIC TRNSPORTATION FUND
FUNCTION - 8020 - PUBLIC TRANSIT
ACTIVITY - 872081 - CAPITAL OUTLAY
DEPARTMENT - 0000 - CAPITAL OUTLAY
DEPT/FUND - 872081 - CAPITAL OUTLAY

ACCOUNT-----	TITLE -----	----- 2013-2014 -----	----- 2014-2015 -----	----- 2015-2016 -----	NET	
		BUDGET	ACTUAL	BUDGET	PROPOSED	CHANGE
48111	MACHINERY & EQUIPMENT	25,000	1,450	10,000	15,000	5,000
48121	FURNITURE & FIXTURES	33,138	5,494	5,000	1,000	(4,000)
48131	RADIO EQUIPMENT	10,000	7,500	20,000	15,000	(5,000)
48153	TRANSIT BUSES	38,830	38,830	15,000		(15,000)
48181	BUILDINGS & GROUNDS	109,000				-
TOTAL CAP. OUTLAY-REPLACEMENTS		215,968	53,274	50,000	31,000	(19,000)
48251	MOTOR VEHICLES & EQUIP.				45,000	45,000
48253	TRANSIT BUSES	2,643,682	1,310,574	657,000	3,280,000	2,623,000
48271	EDP EQUIPMENT	46,799	26,499	25,000	10,000	(15,000)
TOTAL CAPITAL OUTLAY-ADDITIONS		2,690,481	1,337,073	682,000	3,335,000	2,653,000
TOTAL CAPITAL OUTLAY		2,906,449	1,390,347	732,000	3,366,000	2,634,000
TOTAL CAPITAL OUTLAY		2,906,449	1,390,347	732,000	3,366,000	2,634,000
TOTAL PUBLIC TRNSPORTATION FUND		6,894,951	5,489,797	5,634,747	8,299,632	2,664,885

04/14/2015

CITY OF HARRISONBURG, VA
EXPENDITURE BUDGET

FUND - 2014 - SANITATION FUND
FUNCTION - 9020 - SANITATION
ACTIVITY - 912242 - RESOURCE RECOVERY FACILITY
DEPARTMENT - 0000 - RESOURCE RECOVERY FACILITY
DEPT/FUND - 912242 - RESOURCE RECOVERY FACILITY

ACCOUNT-----	TITLE -----	BUDGET	2013-2014 ----- ACTUAL	2014-2015 BUDGET	2015-2016 PROPOSED	NET CHANGE
41010	SALARIES & WAGES-REG.	1,355,565	1,228,739	1,414,681	23,050	(1,391,631)
41015	EMPLOYER BENEFIT MATCH	4,836	4,501	4,836		(4,836)
41017	STAND BY PAY	7,831	7,681	7,831	700	(7,131)
41020	SALARIES & WAGES-O/T	103,105	113,683	105,128	4,600	(100,528)
41027	STANDBY & BLENDED - OT	22,440	4,720	22,440	1,250	(21,190)
41030	PT SALARIES & WAGES-REG		14,973	20,250	1,755	(18,495)
41050	ANNUAL LEAVE - SEPARATION	16,000	7,906	16,000	54,000	38,000
41051	SICK LEAVE - SEPARATION	17,000	5,000	17,000	36,000	19,000
TOTAL PERSONAL SERVICES		1,526,777	1,387,203	1,608,166	121,355	(1,486,811)
42010	FICA	116,798	98,158	123,026	9,285	(113,741)
42020	RETIREMENT - VRS	170,259	152,008	180,514		(180,514)
42050	HOSPITAL INSURANCE	234,398	174,532	222,757		(222,757)
42060	LIFE INSURANCE - VRS	16,132	14,402	18,674		(18,674)
42090	UNEMPLOYMENT	1,000				-
42110	WORKER'S COMP.	55,916	63,695	73,441		(73,441)
42130	EDUCATION	10,000	11,589	10,000		(10,000)
TOTAL FRINGE BENEFITS		604,503	514,384	628,412	9,285	(619,127)
43110	MEDICAL SERVICES	5,000	2,398	10,000	500	(9,500)
43120	ACCOUNTING & AUDITING	3,000	3,100	3,100		(3,100)
43310	REPAIRS & MAINTENANCE	150,000	58,543	150,000	6,250	(143,750)
43320	SERVICE CONTRACTS	498,427	260,559	485,000		(485,000)
43325	TIPPING FEE-CO LANDFILL	990,000	578,125	680,000		(680,000)
43330	MAINT & REP.-MACH & EQUIP	204,188	99,365	205,000		(205,000)
43334	MAINT & REP.-STEAM LINE	7,500	3,088	10,000		(10,000)
43350	MAINT & REP.-AUTO EQUIP.	5,000	3,676	5,000		(5,000)
43360	MAINT & REP.-BLDGS & GNDS	40,000	35,850	40,000		(40,000)
43600	ADVERTISING	3,000	162	3,000		(3,000)
43710	UNIFORM MAINTENANCE CONT.	10,000	10,038	11,000		(11,000)
43890	STATE FEES AND PERMITS	105,000	19,294	105,000		(105,000)
TOTAL PURCHASED SERVICES		2,021,115	1,074,198	1,707,100	6,750	(1,700,350)
44200	C.G. - PARTS AND LABOR	50,000	33,504	60,000		(60,000)
44300	CENTRAL STORES	8,700		8,700		(8,700)
44302	C.S.-POWER.EQUIP.SUPPLIES	5,000	5,573	5,000		(5,000)
44310	C.G. - FUEL	23,394	17,203	21,000		(21,000)
TOTAL INTERNAL SERVICES		87,094	56,280	94,700		(94,700)
45110	ELECTRICITY	800,000	628,994	850,000	33,000	(817,000)
45119	NATURAL GAS	727,500	573,900	600,000	275,000	(325,000)
45120	HEATING	100,000	121,466	100,000	16,600	(83,400)
45130	WATER & SEWER	90,000	72,730	90,000	6,250	(83,750)

04/14/2015

CITY OF HARRISONBURG, VA
EXPENDITURE BUDGET

FUND - 2014 - SANITATION FUND
FUNCTION - 9020 - SANITATION
ACTIVITY - 912242 - RESOURCE RECOVERY FACILITY
DEPARTMENT - 0000 - RESOURCE RECOVERY FACILITY
DEPT/FUND - 912242 - RESOURCE RECOVERY FACILITY

ACCOUNT-----	TITLE -----	----- 2013-2014 -----	2014-2015	2015-2016	NET	
		BUDGET	ACTUAL	BUDGET	PROPOSED	CHANGE
45210	POSTAGE	1,500	591	1,500	70	(1,430)
45220	MESSENGER SVS./PACKAGES	1,500	31	1,500	70	(1,430)
45230	TELECOMMUNICATIONS	4,000	4,915	5,000	415	(4,585)
45310	BOILER & MACHINERY INS.	15,332	13,928	15,304		(15,304)
45340	PROPERTY INSURANCE	42,075	34,057	32,924		(32,924)
45350	VEHICLE & EQUIPMENT INS.	5,399	4,654	5,593		(5,593)
45370	PUB.OFFICIAL LIABILITY IN	7,076	6,459	6,661		(6,661)
45380	GENERAL LIABILITY INS.	23,375	24,452	25,797		(25,797)
45394	RETIREE H/CARE BENEFIT	6,636	8,555	7,400		(7,400)
45410	LEASE/RENT OF EQUIPMENT	9,773	2,368	10,000		(10,000)
45530	TRAINING & TRAVEL	12,000	7,595	13,000		(13,000)
45810	DUES & MEMBERSHIPS	1,500	120	1,500		(1,500)
45850	FREIGHT & DRAYAGE	1,000		1,500		(1,500)
TOTAL OTHER CHARGES		1,848,666	1,504,815	1,767,679	331,405	(1,436,274)
46010	OFFICE SUPPLIES	7,000	7,622	7,000	300	(6,700)
46070	REPAIR & MAINT. SUPPLIES	18,000	15,660	20,000	1,000	(19,000)
46080	POWERED EQUIPMENT FUELS	1,000	326	1,000	100	(900)
46090	POWERED EQUIPMENT SUPPLY	4,000		4,000	350	(3,650)
46120	BOOKS & SUBSCRIPTIONS	1,000	290	1,000		(1,000)
46140	OTHER OPERATING SUPPLIES	16,000	12,758	16,000	1,300	(14,700)
46180	CHEMICALS	600,000	207,777	650,000	12,500	(637,500)
TOTAL MATERIALS & SUPPLIES		647,000	244,433	699,000	15,550	(683,450)
TOTAL OTHER OPERATING EXPENSES		5,208,378	3,394,110	4,896,891	362,990	(4,533,901)
TOTAL RESOURCE RECOVERY FACILITY		6,735,155	4,781,313	6,505,057	484,345	(6,020,712)

04/14/2015

CITY OF HARRISONBURG, VA
EXPENDITURE BUDGET

FUND - 2014 - SANITATION FUND
FUNCTION - 9020 - SANITATION
ACTIVITY - 922041 - SOLID WASTE COLLECTION
DEPARTMENT - 0000 - SOLID WASTE COLLECTION
DEPT/FUND - 922041 - SOLID WASTE COLLECTION

ACCOUNT-----	TITLE -----	----- 2013-2014 -----	2014-2015	2015-2016	NET	
		BUDGET	ACTUAL	BUDGET	PROPOSED	CHANGE
41010	SALARIES & WAGES-REG.			387,320	507,520	120,200
41015	EMPLOYER BENEFIT MATCH			1,716		(1,716)
41020	SALARIES & WAGES-O/T			5,200	5,230	30
41030	PT SALARIES & WAGES-REG			18,720	18,720	-
41050	ANNUAL LEAVE - SEPARATION			15,000	15,000	-
41051	SICK LEAVE - SEPARATION			15,000	10,000	(5,000)
TOTAL PERSONAL SERVICES				442,956	556,470	113,514
42010	FICA			33,887	42,570	8,683
42020	RETIREMENT - VRS			49,422	64,760	15,338
42050	HOSPITAL INSURANCE			73,743	102,520	28,777
42060	LIFE INSURANCE - VRS			5,113	6,039	926
42080	DENTAL INSURANCE				1,872	1,872
42110	WORKER'S COMP.			16,412	18,898	2,486
42130	EDUCATION				1,000	1,000
TOTAL FRINGE BENEFITS				178,577	237,659	59,082
43010	MISC. CONTRACTED SERVICES			7,500	12,700	5,200
43100	PROFESSIONAL SERVICES			5,000	5,000	-
43110	MEDICAL SERVICES			2,000	2,000	-
43320	SERVICE CONTRACTS			6,000	6,000	-
43325	TIPPING FEE-CO LANDFILL			98,500	98,600	100
43326	TIPPING FEE-STEAM PLANT			404,500		(404,500)
43328	TIPPING FEES-OTHER DISP				361,000	361,000
43330	MAINT & REP.-MACH & EQUIP				7,500	7,500
43350	MAINT & REP.-AUTO EQUIP.				1,000	1,000
43360	MAINT & REP.-BLDGS & GNDS			1,500	1,500	-
43600	ADVERTISING			2,500	2,500	-
43710	UNIFORM MAINTENANCE CONT.			4,400	4,400	-
TOTAL PURCHASED SERVICES				531,900	502,200	(29,700)
44200	C.G. - PARTS AND LABOR			85,000	85,000	-
44302	C.S.-POWER.EQUIP.SUPPLIES			3,500	3,500	-
44310	C.G. - FUEL			76,000	50,000	(26,000)
TOTAL INTERNAL SERVICES				164,500	138,500	(26,000)
45110	ELECTRICITY			5,000	6,000	1,000
45120	HEATING			1,500	1,500	-
45130	WATER & SEWER			400	1,000	600
45210	POSTAGE			500	500	-
45230	TELECOMMUNICATIONS			1,000	1,000	-
45350	VEHICLE & EQUIPMENT INS.			10,858	12,379	1,521
45370	PUB.OFFICIAL LIABILITY IN			2,083	1,955	(128)

04/14/2015

CITY OF HARRISONBURG, VA
EXPENDITURE BUDGET

FUND - 2014 - SANITATION FUND
FUNCTION - 9020 - SANITATION
ACTIVITY - 922041 - SOLID WASTE COLLECTION
DEPARTMENT - 0000 - SOLID WASTE COLLECTION
DEPT/FUND - 922041 - SOLID WASTE COLLECTION

ACCOUNT-----	TITLE -----	-----	2013-2014 -----	2014-2015	2015-2016	NET
		BUDGET	ACTUAL	BUDGET	PROPOSED	CHANGE
45380	GENERAL LIABILITY INS.			1,885	1,725	(160)
45394	RETIREE H/CARE BENEFIT			3,960	3,960	-
45410	LEASE/RENT OF EQUIPMENT			1,500	1,500	-
45530	TRAINING & TRAVEL			1,200	1,200	-
TOTAL OTHER CHARGES				29,886	32,719	2,833
46010	OFFICE SUPPLIES			1,200	1,200	-
46070	REPAIR & MAINT. SUPPLIES			1,000	1,000	-
46080	POWERED EQUIPMENT FUELS			200	200	-
46140	OTHER OPERATING SUPPLIES			2,500	2,500	-
TOTAL MATERIALS & SUPPLIES				4,900	4,900	-
TOTAL OTHER OPERATING EXPENSES				909,763	915,978	6,215
TOTAL SOLID WASTE COLLECTION				1,352,719	1,472,448	119,729

04/14/2015

CITY OF HARRISONBURG, VA
EXPENDITURE BUDGET

FUND - 2014 - SANITATION FUND
FUNCTION - 9020 - SANITATION
ACTIVITY - 932042 - LANDFILL
DEPARTMENT - 0000 - LANDFILL
DEPT/FUND - 932042 - LANDFILL

ACCOUNT-----	TITLE -----	----- 2013-2014 -----	2014-2015	2015-2016	NET
		BUDGET	ACTUAL	PROPOSED	CHANGE
41010	SALARIES & WAGES-REG.		38,792	40,747	1,955
41015	EMPLOYER BENEFIT MATCH		156		(156)
41020	SALARIES & WAGES-O/T		1,000	1,141	141
41030	PT SALARIES & WAGES-REG		16,974	18,400	1,426
TOTAL PERSONAL SERVICES			56,922	60,288	3,366
42010	FICA		4,355	4,612	257
42020	RETIREMENT - VRS		4,950	5,200	250
42050	HOSPITAL INSURANCE		3,840	4,301	461
42060	LIFE INSURANCE - VRS		512	485	(27)
42080	DENTAL INSURANCE			156	156
42110	WORKER'S COMP.		2,556	2,987	431
TOTAL FRINGE BENEFITS			16,213	17,741	1,528
43100	PROFESSIONAL SERVICES		10,000	75,000	65,000
43140	ENGINEER., ARCH. & MAPPING		8,000	8,000	-
43320	SERVICE CONTRACTS		1,500	2,500	1,000
43325	TIPPING FEE-CO LANDFILL		1,100,000		(1,100,000)
43330	MAINT & REP.-MACH & EQUIP			10,000	10,000
43360	MAINT & REP.-BLDGS & GNDS		14,000	15,000	1,000
43710	UNIFORM MAINTENANCE CONT.		350	300	(50)
43890	STATE FEES AND PERMITS		5,000	5,000	-
TOTAL PURCHASED SERVICESS			1,138,850	115,800	(1,023,050)
44200	C.G. - PARTS AND LABOR		1,000		(1,000)
44302	C.S.-POWER.EQUIP.SUPPLIES		500	1,000	500
44310	C.G. - FUEL		26,000		(26,000)
TOTAL INTERNAL SERVICES			27,500	1,000	(26,500)
45110	ELECTRICITY		3,000	4,000	1,000
45210	POSTAGE		1,200	100	(1,100)
45230	TELECOMMUNICATIONS		300	300	-
45340	PROPERTY INSURANCE		176	175	(1)
45350	VEHICLE & EQUIPMENT INS.		19	223	204
45370	PUB.OFFICIAL LIABILITY IN		416	391	(25)
45380	GENERAL LIABILITY INS.		102	1,719	1,617
45530	TRAINING & TRAVEL		500	500	-
TOTAL OTHER CHARGES			5,713	7,408	1,695
46010	OFFICE SUPPLIES		750	750	-
46070	REPAIR & MAINT. SUPPLIES		3,000	5,000	2,000
46140	OTHER OPERATING SUPPLIES		1,000	1,000	-

04/14/2015

CITY OF HARRISONBURG, VA
EXPENDITURE BUDGET

FUND - 2014 - SANITATION FUND
FUNCTION - 9020 - SANITATION
ACTIVITY - 932042 - LANDFILL
DEPARTMENT - 0000 - LANDFILL
DEPT/FUND - 932042 - LANDFILL

ACCOUNT-----	TITLE -----	-----	2013-2014 -----	2014-2015	2015-2016	NET
		BUDGET	ACTUAL	BUDGET	PROPOSED	CHANGE
TOTAL MATERIALS & SUPPLIES				4,750	6,750	2,000
TOTAL OTHER OPERATING EXPENSES				1,193,026	148,699	(1,044,327)
TOTAL LANDFILL				1,249,948	208,987	(1,040,961)

04/14/2015

CITY OF HARRISONBURG, VA
EXPENDITURE BUDGET

FUND - 2014 - SANITATION FUND
FUNCTION - 9020 - SANITATION
ACTIVITY - 942042 - MISCELLANEOUS
DEPARTMENT - 0000 - MISCELLANEOUS
DEPT/FUND - 942042 - MISCELLANEOUS

ACCOUNT-----	TITLE -----	----- 2013-2014 -----	2014-2015	2015-2016	NET	
		BUDGET	ACTUAL	BUDGET	PROPOSED	CHANGE
43120	ACCOUNTING & AUDITING				5,900	5,900
TOTAL PURCHASED SERVICESS					5,900	5,900
45350	VEHICLE & EQUIPMENT INS.				1,537	1,537
TOTAL OTHER CHARGES					1,537	1,537
TOTAL OTHER OPERATING EXPENSES					7,437	7,437
48310	DEPRECIATION	1,237,212	1,237,212	1,237,212	200,000	(1,037,212)
TOTAL DEPRECIATION					200,000	(1,037,212)
TOTAL CAPITAL OUTLAY					200,000	(1,037,212)
49311	RES.FOR PAY PLAN INCREASE			89,000		(89,000)
TOTAL RESERVE FOR CONTINGENCIES					89,000	(89,000)
TOTAL OTHER USES OF FUNDS					89,000	(89,000)
TOTAL MISCELLANEOUS					207,437	(1,118,775)

04/14/2015

CITY OF HARRISONBURG, VA
EXPENDITURE BUDGET

FUND - 2014 - SANITATION FUND
FUNCTION - 9020 - SANITATION
ACTIVITY - 952042 - RECYCLING
DEPARTMENT - 0000 - RECYCLING
DEPT/FUND - 952042 - RECYCLING

ACCOUNT-----	TITLE -----	----- 2013-2014 -----	2014-2015	2015-2016	NET
		BUDGET	ACTUAL	PROPOSED	CHANGE
41010	SALARIES & WAGES-REG.			392,725	(392,725)
41015	EMPLOYER BENEFIT MATCH			2,652	(2,652)
41020	SALARIES & WAGES-O/T			6,000	(6,000)
41050	ANNUAL LEAVE - SEPARATION			7,500	(7,500)
41051	SICK LEAVE - SEPARATION			7,500	(7,500)
TOTAL PERSONAL SERVICES				416,377	(416,377)
42010	FICA			31,853	(31,853)
42020	RETIREMENT - VRS			50,112	(50,112)
42050	HOSPITAL INSURANCE			104,582	(104,582)
42060	LIFE INSURANCE - VRS			5,184	(5,184)
42110	WORKER'S COMP.			15,104	(15,104)
42130	EDUCATION			1,000	(1,000)
TOTAL FRINGE BENEFITS				207,835	(207,835)
43010	MISC. CONTRACTED SERVICES			20,000	(20,000)
43100	PROFESSIONAL SERVICES			175,000	(175,000)
43110	MEDICAL SERVICES			2,500	(2,500)
43320	SERVICE CONTRACTS			20,000	(20,000)
43326	TIPPING FEE-STEAM PLANT			6,000	(6,000)
43330	MAINT & REP.-MACH & EQUIP			8,000	(8,000)
43350	MAINT & REP.-AUTO EQUIP.			2,500	(2,500)
43360	MAINT & REP.-BLDGS & GNDS			9,000	(9,000)
43600	ADVERTISING			2,000	(2,000)
43710	UNIFORM MAINTENANCE CONT.			5,100	(5,100)
TOTAL PURCHASED SERVICES				250,100	(250,100)
44200	C.G. - PARTS AND LABOR			40,000	(40,000)
44302	C.S.-POWER.EQUIP.SUPPLIES			5,500	(5,500)
44310	C.G. - FUEL			26,000	(26,000)
TOTAL INTERNAL SERVICES				71,500	(71,500)
45110	ELECTRICITY			9,000	(9,000)
45120	HEATING			2,000	(2,000)
45130	WATER & SEWER			1,500	(1,500)
45230	TELECOMMUNICATIONS			3,000	(3,000)
45340	PROPERTY INSURANCE			495	(495)
45350	VEHICLE & EQUIPMENT INS.			5,241	(5,241)
45370	PUB.OFFICIAL LIABILITY IN			2,290	(2,290)
45380	GENERAL LIABILITY INS.			984	(984)
45410	LEASE/RENT OF EQUIPMENT			1,500	(1,500)
45530	TRAINING & TRAVEL			1,500	(1,500)

04/14/2015

CITY OF HARRISONBURG, VA
EXPENDITURE BUDGET

FUND - 2014 - SANITATION FUND
FUNCTION - 9020 - SANITATION
ACTIVITY - 952042 - RECYCLING
DEPARTMENT - 0000 - RECYCLING
DEPT/FUND - 952042 - RECYCLING

ACCOUNT-----	TITLE -----	-----	2013-2014 -----	2014-2015	2015-2016	NET
		BUDGET	ACTUAL	BUDGET	PROPOSED	CHANGE
TOTAL OTHER CHARGES				27,510		(27,510)
46010	OFFICE SUPPLIES			1,000		(1,000)
46070	REPAIR & MAINT. SUPPLIES			4,500		(4,500)
46080	POWERED EQUIPMENT FUELS			1,000		(1,000)
46090	POWERED EQUIPMENT SUPPLY			4,500		(4,500)
46140	OTHER OPERATING SUPPLIES			10,000		(10,000)
TOTAL MATERIALS & SUPPLIES				21,000		(21,000)
TOTAL OTHER OPERATING EXPENSES				577,945		(577,945)
TOTAL RECYCLING				994,322		(994,322)

04/14/2015

CITY OF HARRISONBURG, VA
EXPENDITURE BUDGET

FUND - 2014 - SANITATION FUND
FUNCTION - 9020 - SANITATION
ACTIVITY - 962042 - SOLID WASTE MANAGEMENT
DEPARTMENT - 0000 - SOLID WASTE MANAGEMENT
DEPT/FUND - 962042 - SOLID WASTE MANAGEMENT

ACCOUNT-----	TITLE -----	----- 2013-2014 -----	2014-2015	2015-2016	NET	
		BUDGET	ACTUAL	BUDGET	PROPOSED	CHANGE
41010	SALARIES & WAGES-REG.				349,274	349,274
41020	SALARIES & WAGES-O/T				5,038	5,038
TOTAL PERSONAL SERVICES					354,312	354,312
42010	FICA				27,105	27,105
42020	RETIREMENT - VRS				44,567	44,567
42050	HOSPITAL INSURANCE				78,080	78,080
42060	LIFE INSURANCE - VRS				4,156	4,156
42070	DISABILITY (VLDP)				512	512
42080	DENTAL INSURANCE				1,716	1,716
42110	WORKER'S COMP.				8,291	8,291
42130	EDUCATION				1,000	1,000
TOTAL FRINGE BENEFITS					165,427	165,427
43010	MISC. CONTRACTED SERVICES				20,000	20,000
43100	PROFESSIONAL SERVICES				100,000	100,000
43110	MEDICAL SERVICES				2,500	2,500
43320	SERVICE CONTRACTS				250,000	250,000
43330	MAINT & REP.-MACH & EQUIP				20,000	20,000
43350	MAINT & REP.-AUTO EQUIP.				2,500	2,500
43360	MAINT & REP.-BLDGS & GNDS				40,000	40,000
43600	ADVERTISING				7,500	7,500
43710	UNIFORM MAINTENANCE CONT.				5,000	5,000
TOTAL PURCHASED SERVICES					447,500	447,500
44200	C.G. - PARTS AND LABOR				45,000	45,000
44302	C.S.-POWER.EQUIP.SUPPLIES				5,500	5,500
44310	C.G. - FUEL				30,000	30,000
TOTAL INTERNAL SERVICES					80,500	80,500
45110	ELECTRICITY				30,000	30,000
45120	HEATING				20,000	20,000
45130	WATER & SEWER				1,500	1,500
45230	TELECOMMUNICATIONS				2,000	2,000
45340	PROPERTY INSURANCE				556	556
45350	VEHICLE & EQUIPMENT INS.				7,224	7,224
45370	PUB.OFFICIAL LIABILITY IN				1,759	1,759
45380	GENERAL LIABILITY INS.				981	981
45394	RETIREE H/CARE BENEFIT				7,540	7,540
45410	LEASE/RENT OF EQUIPMENT				1,500	1,500
45530	TRAINING & TRAVEL				2,500	2,500
45810	DUES & MEMBERSHIPS				1,000	1,000

04/14/2015

CITY OF HARRISONBURG, VA
EXPENDITURE BUDGET

FUND - 2014 - SANITATION FUND
FUNCTION - 9020 - SANITATION
ACTIVITY - 962042 - SOLID WASTE MANAGEMENT
DEPARTMENT - 0000 - SOLID WASTE MANAGEMENT
DEPT/FUND - 962042 - SOLID WASTE MANAGEMENT

ACCOUNT-----	TITLE -----	-----	2013-2014 -----	2014-2015	2015-2016	NET
		BUDGET	ACTUAL	BUDGET	PROPOSED	CHANGE
TOTAL OTHER CHARGES					76,560	76,560
46010	OFFICE SUPPLIES				1,000	1,000
46070	REPAIR & MAINT. SUPPLIES				7,000	7,000
46080	POWERED EQUIPMENT FUELS				2,000	2,000
46090	POWERED EQUIPMENT SUPPLY				4,500	4,500
46140	OTHER OPERATING SUPPLIES				10,000	10,000
TOTAL MATERIALS & SUPPLIES					24,500	24,500
TOTAL OTHER OPERATING EXPENSES					794,487	794,487
TOTAL SOLID WASTE MANAGEMENT					1,148,799	1,148,799

04/14/2015

CITY OF HARRISONBURG, VA
EXPENDITURE BUDGET

FUND - 2014 - SANITATION FUND
FUNCTION - 9020 - SANITATION
ACTIVITY - 972043 - CAPITAL OUTLAY
DEPARTMENT - 0000 - CAPITAL OUTLAY
DEPT/FUND - 972043 - CAPITAL OUTLAY

ACCOUNT-----	TITLE -----	-----	2013-2014 -----	2014-2015	2015-2016	NET
		BUDGET	ACTUAL	BUDGET	PROPOSED	CHANGE
48111	MACHINERY & EQUIPMENT	28,569	16,800	13,500	20,000	6,500
48151	MOTOR VEHICLES & EQUIP.	200,000	200,000	140,000	150,000	10,000
48173	SOFTWARE	10,000		190,000		(190,000)
TOTAL CAP. OUTLAY-REPLACEMENTS		238,569	216,800	343,500	170,000	(173,500)
48272	HARDWARE			25,500		(25,500)
TOTAL CAPITAL OUTLAY-ADDITIONS				25,500		(25,500)
TOTAL CAPITAL OUTLAY		238,569	216,800	369,000	170,000	(199,000)
TOTAL CAPITAL OUTLAY		238,569	216,800	369,000	170,000	(199,000)

04/14/2015

CITY OF HARRISONBURG, VA
EXPENDITURE BUDGET

FUND - 2014 - SANITATION FUND
FUNCTION - 9020 - SANITATION
ACTIVITY - 982042 - DEBT SERVICE
DEPARTMENT - 0000 - DEBT SERVICE
DEPT/FUND - 982042 - DEBT SERVICE

ACCOUNT-----	TITLE -----	----- 2013-2014 -----	2014-2015	2015-2016	NET	
		BUDGET	ACTUAL	BUDGET	PROPOSED	CHANGE
49130	G.O. SERIES 2004B (VRA)	420,000	420,000	435,000	455,000	20,000
49407	G.O. SERIES 2008	100,000	100,000	100,000	100,000	-
49414	G.O. SERIES 2010B	1,504,618	1,504,617	1,543,308	1,577,699	34,391
TOTAL PRINCIPAL		2,024,618	2,024,617	2,078,308	2,132,699	54,391
49131	G.O. SERIES 2004B (VRA)	43,750	43,750	28,254	10,185	(18,069)
49150	BANK HANDLING CHARGES	2,000	411	2,000	500	(1,500)
49152	ARBITRAGE REBATE SERVICES	1,000	1,111	1,000		(1,000)
49507	G.O. SERIES 2008	20,075	20,075	16,245	12,775	(3,470)
49514	G.O. SERIES 2010B	565,742	565,741	527,546	488,620	(38,926)
TOTAL INTEREST & FISCAL CHARGES		632,567	631,089	575,045	512,080	(62,965)
TOTAL DEBT SERVICE		2,657,185	2,655,706	2,653,353	2,644,779	(8,574)
TOTAL OTHER USES OF FUNDS		2,657,185	2,655,706	2,653,353	2,644,779	(8,574)
TOTAL DEBT SERVICE		2,657,185	2,655,706	2,653,353	2,644,779	(8,574)

04/14/2015

CITY OF HARRISONBURG, VA
EXPENDITURE BUDGET

FUND - 2014 - SANITATION FUND
FUNCTION - 9020 - SANITATION
ACTIVITY - 992042 - TRANSFERS
DEPARTMENT - 0000 - TRANSFERS
DEPT/FUND - 992042 - TRANSFERS

ACCOUNT-----	TITLE -----	-----	2013-2014	-----	2014-2015	2015-2016	NET
		BUDGET		ACTUAL	BUDGET	PROPOSED	CHANGE
49246	TR TO SAN CAP PROJECTS	400,000		400,000	500,000	100,000	(400,000)
TOTAL FUND TRANSFERS		400,000		400,000	500,000	100,000	(400,000)
TOTAL OTHER USES OF FUNDS		400,000		400,000	500,000	100,000	(400,000)
TOTAL TRANSFERS		400,000		400,000	500,000	100,000	(400,000)
TOTAL SANITATION FUND		11,268,121		9,291,030	14,950,611	6,436,795	(8,513,816)

04/14/2015

CITY OF HARRISONBURG, VA
EXPENDITURE BUDGET

FUND - 2017 - BUSINESS LOAN PROGRAM
FUNCTION - 800 - COMMUNITY DEVELOPMENT
ACTIVITY - 850521 - REVOLVING LOAN PROGRAM
DEPARTMENT - 0000 - REVOLVING LOAN PROGRAM
DEPT/FUND - 850521 - REVOLVING LOAN PROGRAM

ACCOUNT-----	TITLE -----	-----	2013-2014 -----	2014-2015	2015-2016	NET
		BUDGET	ACTUAL	BUDGET	PROPOSED	CHANGE
45679	BUSINESS LOAN PROGRAM	97,875	50,000	58,395	50,000	(8,395)
TOTAL OTHER CHARGES		97,875	50,000	58,395	50,000	(8,395)
TOTAL OTHER OPERATING EXPENSES		97,875	50,000	58,395	50,000	(8,395)
TOTAL REVOLVING LOAN PROGRAM		97,875	50,000	58,395	50,000	(8,395)
TOTAL BUSINESS LOAN PROGRAM		97,875	50,000	58,395	50,000	(8,395)

04/14/2015

CITY OF HARRISONBURG, VA
EXPENDITURE BUDGET

FUND - 2018 - STORMWATER FUND
FUNCTION - 4520 - PUBLIC WORKS
ACTIVITY - 452041 - STORMWATER MANAGEMENT
DEPARTMENT - 0000 - STORMWATER MANAGEMENT
DEPT/FUND - 452041 - STORMWATER MANAGEMENT

ACCOUNT-----	TITLE -----	----- 2013-2014 -----	2014-2015	2015-2016	NET	
		BUDGET	ACTUAL	BUDGET	PROPOSED	CHANGE
41010	SALARIES & WAGES-REG.				124,571	124,571
41020	SALARIES & WAGES-O/T				1,142	1,142
41030	PT SALARIES & WAGES-REG				18,400	18,400
TOTAL PERSONAL SERVICES					144,113	144,113
42010	FICA				11,025	11,025
42020	RETIREMENT - VRS				15,895	15,895
42050	HOSPITAL INSURANCE				21,203	21,203
42060	LIFE INSURANCE - VRS				1,482	1,482
42070	DISABILITY (VLDP)				735	735
42080	DENTAL INSURANCE				468	468
42110	WORKER'S COMP.				820	820
42130	EDUCATION				2,500	2,500
TOTAL FRINGE BENEFITS					54,128	54,128
43100	PROFESSIONAL SERVICES				215,000	215,000
43110	MEDICAL SERVICES				250	250
43120	ACCOUNTING & AUDITING				1,000	1,000
43320	SERVICE CONTRACTS				2,000	2,000
43325	TIPPING FEE-CO LANDFILL				17,400	17,400
43330	MAINT & REP.-MACH & EQUIP				2,000	2,000
43360	MAINT & REP.-BLDGS & GNDS				10,000	10,000
43600	ADVERTISING				500	500
43710	UNIFORM MAINTENANCE CONT.				1,200	1,200
43890	STATE FEES AND PERMITS				3,000	3,000
TOTAL PURCHASED SERVICES					252,350	252,350
44200	C.G. - PARTS AND LABOR				15,000	15,000
44302	C.S.-POWER.EQUIP.SUPPLIES				8,000	8,000
44310	C.G. - FUEL				15,000	15,000
TOTAL INTERNAL SERVICES					38,000	38,000
45110	ELECTRICITY				1,500	1,500
45120	HEATING				1,000	1,000
45130	WATER & SEWER				500	500
45210	POSTAGE				300	300
45220	MESSENGER SVS./PACKAGES				50	50
45230	TELECOMMUNICATIONS				3,500	3,500
45350	VEHICLE & EQUIPMENT INS.				550	550
45370	PUB.OFFICIAL LIABILITY IN				391	391
45380	GENERAL LIABILITY INS.				516	516
45530	TRAINING & TRAVEL				3,000	3,000
45540	EDUCATION				2,500	2,500

04/14/2015

CITY OF HARRISONBURG, VA
EXPENDITURE BUDGET

FUND - 2018 - STORMWATER FUND
FUNCTION - 4520 - PUBLIC WORKS
ACTIVITY - 452041 - STORMWATER MANAGEMENT
DEPARTMENT - 0000 - STORMWATER MANAGEMENT
DEPT/FUND - 452041 - STORMWATER MANAGEMENT

ACCOUNT-----	TITLE -----	-----	2013-2014 -----	2014-2015	2015-2016	NET
		BUDGET	ACTUAL	BUDGET	PROPOSED	CHANGE
45810	DUES & MEMBERSHIPS				600	600
TOTAL OTHER CHARGES					14,407	14,407
46010	OFFICE SUPPLIES				1,000	1,000
46070	REPAIR & MAINT. SUPPLIES				750	750
46120	BOOKS & SUBSCRIPTIONS				500	500
46140	OTHER OPERATING SUPPLIES				10,000	10,000
46170	EMS/MEDICAL SUPPLIES				50	50
TOTAL MATERIALS & SUPPLIES					12,300	12,300
TOTAL OTHER OPERATING EXPENSES					371,185	371,185
TOTAL STORMWATER MANAGEMENT					515,298	515,298

04/14/2015

CITY OF HARRISONBURG, VA
EXPENDITURE BUDGET

FUND - 2018 - STORMWATER FUND
FUNCTION - 4520 - PUBLIC WORKS
ACTIVITY - 472041 - CAPITAL OUTLAY
DEPARTMENT - 0000 - CAPITAL OUTLAY
DEPT/FUND - 472041 - CAPITAL OUTLAY

ACCOUNT-----	TITLE -----	-----	2013-2014 -----	2014-2015	2015-2016	NET
		BUDGET	ACTUAL	BUDGET	PROPOSED	CHANGE
48251	MOTOR VEHICLES & EQUIP.				380,000	380,000
48273	SOFTWARE				150,000	150,000
48279	STMWTR PARTNERSHIPS				100,000	100,000
48284	IMPROVEMENTS				140,000	140,000
TOTAL CAPITAL OUTLAY-ADDITIONS					770,000	770,000
TOTAL CAPITAL OUTLAY					770,000	770,000
TOTAL CAPITAL OUTLAY					770,000	770,000

04/14/2015

CITY OF HARRISONBURG, VA
EXPENDITURE BUDGET

FUND - 2018 - STORMWATER FUND
FUNCTION - 4520 - PUBLIC WORKS
ACTIVITY - 492041 - TRANSFERS
DEPARTMENT - 0000 - TRANSFERS
DEPT/FUND - 492041 - TRANSFERS

ACCOUNT-----	TITLE -----	-----	2013-2014 -----	2014-2015	2015-2016	NET
		BUDGET	ACTUAL	BUDGET	PROPOSED	CHANGE
49248	TR TO STMWTR CAP PROJ				502,802	502,802
TOTAL FUND TRANSFERS					502,802	502,802
TOTAL OTHER USES OF FUNDS					502,802	502,802
TOTAL TRANSFERS					502,802	502,802
TOTAL STORMWATER FUND					1,788,100	1,788,100

04/14/2015

CITY OF HARRISONBURG, VA
EXPENDITURE BUDGET

FUND - 2111 - CENTRAL GARAGE FUND
FUNCTION - 6021 - CENTRAL GARAGE
ACTIVITY - 612141 - OPERATING
DEPARTMENT - 0000 - OPERATING
DEPT/FUND - 612141 - OPERATING

ACCOUNT-----	TITLE -----	----- 2013-2014 -----	2014-2015	2015-2016	NET	
		BUDGET	ACTUAL	BUDGET	PROPOSED	CHANGE
41010	SALARIES & WAGES-REG.	518,435	473,840	595,456	530,358	(65,098)
41015	EMPLOYER BENEFIT MATCH	2,026	1,838	2,051		(2,051)
41017	STAND BY PAY	7,830	6,867	7,830	3,600	(4,230)
41020	SALARIES & WAGES-O/T	8,366	12,578	10,529	9,382	(1,147)
41027	STANDBY & BLENDED - OT	8,593	2,008	7,000	3,000	(4,000)
41030	PT SALARIES & WAGES-REG	46,029	30,426	44,805	43,510	(1,295)
41040	PT SALARIES & WAGES-O/T	3,933	5,565	5,754	2,582	(3,172)
41050	ANNUAL LEAVE - SEPARATION		4,917			-
41051	SICK LEAVE - SEPARATION		4,613			-
TOTAL PERSONAL SERVICES		595,212	542,652	673,425	592,432	(80,993)
42010	FICA	45,534	37,765	51,518	45,321	(6,197)
42020	RETIREMENT - VRS	65,116	58,336	75,981	67,674	(8,307)
42050	HOSPITAL INSURANCE	78,992	74,696	97,021	99,451	2,430
42060	LIFE INSURANCE - VRS	6,170	5,527	7,561	6,311	(1,250)
42070	DISABILITY (VLDP)		32		200	200
42080	DENTAL INSURANCE				2,028	2,028
42110	WORKER'S COMP.	8,717	8,844	13,841	10,135	(3,706)
TOTAL FRINGE BENEFITS		204,529	185,199	245,922	231,120	(14,802)
43110	MEDICAL SERVICES	700	675	500	700	200
43120	ACCOUNTING & AUDITING	1,400	1,400	1,400		(1,400)
43133	COMPUTER SUPPORT	5,000	14,149	2,000		(2,000)
43310	REPAIRS & MAINTENANCE	1,500	160			-
43320	SERVICE CONTRACTS	95,300	111,217	150,000	140,950	(9,050)
43330	MAINT & REP.-MACH & EQUIP	4,000	20,060	15,000	10,000	(5,000)
43336	MAINT & REP.-RADIO EQUIP				1,000	1,000
43360	MAINT & REP.-BLDGS & GNDS	5,000	5,334	5,000		(5,000)
43600	ADVERTISING	500	444	500	300	(200)
43710	UNIFORM MAINTENANCE CONT.	7,000	8,365	8,000	12,000	4,000
TOTAL PURCHASED SERVICES		120,400	161,805	182,400	164,950	(17,450)
44200	C.G. - PARTS AND LABOR	10,000	13,470	10,000	10,000	-
44300	CENTRAL STORES	3,000	3,302	3,000		(3,000)
44310	C.G. - FUEL	7,000	8,159	6,400	6,000	(400)
TOTAL INTERNAL SERVICES		20,000	24,932	19,400	16,000	(3,400)
45110	ELECTRICITY	4,000	4,469	10,000	60,000	50,000
45120	HEATING	1,000	11,463	5,000	10,000	5,000
45130	WATER & SEWER	1,200	3,132	1,500	4,000	2,500
45136	LANDFILL/STEAM PLANT	1,000	3,840	5,000	3,000	(2,000)
45210	POSTAGE	600	8	500		(500)
45230	TELECOMMUNICATIONS	2,900	2,488	3,000		(3,000)

04/14/2015

CITY OF HARRISONBURG, VA
EXPENDITURE BUDGET

FUND - 2111 - CENTRAL GARAGE FUND
FUNCTION - 6021 - CENTRAL GARAGE
ACTIVITY - 612141 - OPERATING
DEPARTMENT - 0000 - OPERATING
DEPT/FUND - 612141 - OPERATING

ACCOUNT-----	TITLE -----	----- 2013-2014 -----	2014-2015	2015-2016	NET	
		BUDGET	ACTUAL	BUDGET	PROPOSED	CHANGE
45310	BOILER & MACHINERY INS.	450	405	450	4,000	3,550
45320	FIRE INSURANCE	100				-
45340	PROPERTY INSURANCE	200	145	6,100	10,146	4,046
45350	VEHICLE & EQUIPMENT INS.	2,505	2,212	2,300	1,641	(659)
45370	PUB.OFFICIAL LIABILITY IN	2,983	2,282	2,300	1,955	(345)
45380	GENERAL LIABILITY INS.	1,238	1,179	1,300		(1,300)
45394	RETIREE H/CARE BENEFIT	8,040	8,191	8,192	8,040	(152)
45410	LEASE/RENT OF EQUIPMENT	300		300	500	200
45530	TRAINING & TRAVEL	500	2,100	1,500	3,000	1,500
45540	EDUCATION	500		1,000	1,000	-
45810	DUES & MEMBERSHIPS				500	500
45850	FREIGHT & DRAYAGE	100		100	200	100
TOTAL OTHER CHARGES		27,616	41,914	48,542	107,982	59,440
46010	OFFICE SUPPLIES	1,500	2,231	1,500	500	(1,000)
46070	REPAIR & MAINT. SUPPLIES	18,000	9,361	18,000	10,000	(8,000)
46110	UNIFORMS	2,000	1,592	1,500		(1,500)
46120	BOOKS & SUBSCRIPTIONS	100	1,689	100	2,000	1,900
46140	OTHER OPERATING SUPPLIES	8,000	15,451	8,000	2,000	(6,000)
46170	EMS/MEDICAL SUPPLIES	700	336	700		(700)
TOTAL MATERIALS & SUPPLIES		30,300	30,659	29,800	14,500	(15,300)
TOTAL OTHER OPERATING EXPENSES		402,845	444,509	526,064	534,552	8,488
49311	RES.FOR PAY PLAN INCREASE			15,000		(15,000)
TOTAL RESERVE FOR CONTINGENCIES				15,000		(15,000)
TOTAL OTHER USES OF FUNDS				15,000		(15,000)
TOTAL OPERATING		998,057	987,161	1,214,489	1,126,984	(87,505)

04/14/2015

CITY OF HARRISONBURG, VA
EXPENDITURE BUDGET

FUND - 2111 - CENTRAL GARAGE FUND
FUNCTION - 6021 - CENTRAL GARAGE
ACTIVITY - 642141 - MISCELLANEOUS
DEPARTMENT - 0000 - MISCELLANEOUS
DEPT/FUND - 642141 - MISCELLANEOUS

ACCOUNT-----	TITLE -----	----- 2013-2014 -----	2014-2015	2015-2016	NET	
		BUDGET	ACTUAL	BUDGET	PROPOSED	CHANGE
41010	SALARIES & WAGES-REG.	7,697				-
41015	EMPLOYER BENEFIT MATCH	25	6			-
41020	SALARIES & WAGES-O/T	102				-
41030	PT SALARIES & WAGES-REG	1,055	1,411			-
41040	PT SALARIES & WAGES-O/T	132	814			-
TOTAL PERSONAL SERVICES		9,011	2,231			-
42010	FICA	689	137			-
42020	RETIREMENT - VRS	967	93			-
42050	HOSPITAL INSURANCE	734	269			-
42060	LIFE INSURANCE - VRS	92	9			-
42110	WORKER'S COMP.	26	198			-
TOTAL FRINGE BENEFITS		2,508	707			-
43133	COMPUTER SUPPORT	100	115			-
43320	SERVICE CONTRACTS	100	1,166			-
TOTAL PURCHASED SERVICES		200	1,281			-
44200	C.G. - PARTS AND LABOR	100				-
44300	CENTRAL STORES	200				-
44310	C.G. - FUEL	200				-
TOTAL INTERNAL SERVICES		500				-
45230	TELECOMMUNICATIONS	100				-
45350	VEHICLE & EQUIPMENT INS.	50				-
45370	PUB.OFFICIAL LIABILITY IN	50	33			-
45380	GENERAL LIABILITY INS.	50	30			-
45530	TRAINING & TRAVEL	100				-
45810	DUES & MEMBERSHIPS	100				-
TOTAL OTHER CHARGES		450	63			-
46010	OFFICE SUPPLIES	300				-
46070	REPAIR & MAINT. SUPPLIES		668			-
46140	OTHER OPERATING SUPPLIES	500	56			-
TOTAL MATERIALS & SUPPLIES		800	723			-
TOTAL OTHER OPERATING EXPENSES		4,458	2,774			-
TOTAL MISCELLANEOUS		13,469	5,005			-

04/14/2015

CITY OF HARRISONBURG, VA
EXPENDITURE BUDGET

FUND - 2111 - CENTRAL GARAGE FUND
FUNCTION - 6021 - CENTRAL GARAGE
ACTIVITY - 662141 - ADMINISTRATION
DEPARTMENT - 0000 - ADMINISTRATION
DEPT/FUND - 662141 - ADMINISTRATION

ACCOUNT-----	TITLE -----	----- 2013-2014 -----	2014-2015	2015-2016	NET	
		BUDGET	ACTUAL	BUDGET	PROPOSED	CHANGE
41010	SALARIES & WAGES-REG.				53,577	53,577
TOTAL PERSONAL SERVICES					53,577	53,577
42010	FICA				4,099	4,099
42020	RETIREMENT - VRS				6,837	6,837
42050	HOSPITAL INSURANCE				6,774	6,774
42060	LIFE INSURANCE - VRS				638	638
42080	DENTAL INSURANCE				164	164
42110	WORKER'S COMP.				145	145
TOTAL FRINGE BENEFITS					18,657	18,657
43110	MEDICAL SERVICES				300	300
43120	ACCOUNTING & AUDITING				550	550
43133	COMPUTER SUPPORT				1,000	1,000
43320	SERVICE CONTRACTS				19,050	19,050
43360	MAINT & REP.-BLDGS & GNDS				2,000	2,000
TOTAL PURCHASED SERVICES					22,900	22,900
44300	CENTRAL STORES				5,000	5,000
TOTAL INTERNAL SERVICES					5,000	5,000
45210	POSTAGE				200	200
45230	TELECOMMUNICATIONS				4,700	4,700
45350	VEHICLE & EQUIPMENT INS.				161	161
45370	PUB.OFFICIAL LIABILITY IN				196	196
45380	GENERAL LIABILITY INS.				1,280	1,280
45394	RETIREE H'CARE BENEFIT				101	101
TOTAL OTHER CHARGES					6,638	6,638
46010	OFFICE SUPPLIES				1,000	1,000
46070	REPAIR & MAINT. SUPPLIES				8,000	8,000
46110	UNIFORMS				1,500	1,500
46140	OTHER OPERATING SUPPLIES				10,000	10,000
46170	EMS/MEDICAL SUPPLIES				500	500
TOTAL MATERIALS & SUPPLIES					21,000	21,000
TOTAL OTHER OPERATING EXPENSES					74,195	74,195
TOTAL ADMINISTRATION					127,772	127,772

04/14/2015

CITY OF HARRISONBURG, VA
EXPENDITURE BUDGET

FUND - 2111 - CENTRAL GARAGE FUND
FUNCTION - 6021 - CENTRAL GARAGE
ACTIVITY - 672141 - CAPITAL OUTLAY
DEPARTMENT - 0000 - CAPITAL OUTLAY
DEPT/FUND - 672141 - CAPITAL OUTLAY

ACCOUNT-----	TITLE -----	-----	2013-2014 -----	2014-2015	2015-2016	NET
		BUDGET	ACTUAL	BUDGET	PROPOSED	CHANGE
48111	MACHINERY & EQUIPMENT	25,000	5,721	25,000	10,000	(15,000)
48181	BUILDINGS & GROUNDS	5,000		5,000	5,000	-
TOTAL CAP. OUTLAY-REPLACEMENTS		30,000	5,721	30,000	15,000	(15,000)
TOTAL CAPITAL OUTLAY		30,000	5,721	30,000	15,000	(15,000)
TOTAL CAPITAL OUTLAY		30,000	5,721	30,000	15,000	(15,000)
TOTAL CENTRAL GARAGE FUND		1,041,526	997,887	1,244,489	1,269,756	25,267

04/14/2015

CITY OF HARRISONBURG, VA
EXPENDITURE BUDGET

FUND - 2112 - CENTRAL STORES OPER. FUND
FUNCTION - 7021 - CENT. STORES OPERATING
ACTIVITY - 712141 - OPERATING
DEPARTMENT - 0000 - OPERATING
DEPT/FUND - 712141 - OPERATING

ACCOUNT-----	TITLE -----	----- 2013-2014 -----	----- 2014-2015 -----	2015-2016	NET	
		BUDGET	ACTUAL	BUDGET	PROPOSED	CHANGE
41010	SALARIES & WAGES-REG.	80,982	79,656	80,995	81,578	583
41015	EMPLOYER BENEFIT MATCH	312	307	312		(312)
41020	SALARIES & WAGES-O/T	102	103	100	176	76
TOTAL PERSONAL SERVICES		81,396	80,066	81,407	81,754	347
42010	FICA	6,227	5,650	6,228	6,254	26
42020	RETIREMENT - VRS	10,172	9,936	10,335	10,409	74
42050	HOSPITAL INSURANCE	6,790	8,296	7,680	8,602	922
42060	LIFE INSURANCE - VRS	964	941	1,070	970	(100)
42080	DENTAL INSURANCE				312	312
42110	WORKER'S COMP.	1,969	1,759	1,986	1,611	(375)
42130	EDUCATION				1,200	1,200
TOTAL FRINGE BENEFITS		26,122	26,582	27,299	29,358	2,059
43010	MISC. CONTRACTED SERVICES		410	1,500	1,500	-
43110	MEDICAL SERVICES	100		100	100	-
43120	ACCOUNTING & AUDITING	600	600	600	1,000	400
43320	SERVICE CONTRACTS	10,275	5,685	9,600	9,600	-
43330	MAINT & REP.-MACH & EQUIP	1,500	417	1,500	1,500	-
43340	MAINT & REP.-FURN & FIX	500	1,648	1,700	1,700	-
43360	MAINT & REP.-BLDGS & GNDS	1,000	384	1,000	2,000	1,000
43600	ADVERTISING	200		200	200	-
43710	UNIFORM MAINTENANCE CONT.	600	575	600	600	-
TOTAL PURCHASED SERVICESS		14,775	9,720	16,800	18,200	1,400
44200	C.G. - PARTS AND LABOR	500	1,217	1,000	1,000	-
44300	CENTRAL STORES		30			-
44302	C.S.-POWER.EQUIP.SUPPLIES		10			-
44304	C.S.-BLDG. & GROUNDS SUPP	500	620	500	500	-
44307	C.S.-OFFICE SUPPLIES	300	37	300	300	-
44308	C.S.-SAFETY/MEDICAL SUPP.	100	23	100	100	-
44309	C.S.-OTHER SUPPLIES	600	194	600	600	-
44310	C.G. - FUEL	644	766	700	700	-
44313	CONTRACTOR EQUIP. LOANS	300	190	300	300	-
44316	INV ADJ-OTHER THAN UTILIT	1,000		750	750	-
TOTAL INTERNAL SERVICES		3,944	3,087	4,250	4,250	-
45110	ELECTRICITY	5,500	5,331	5,400	5,400	-
45120	HEATING	2,750	3,429	2,800	3,500	700
45130	WATER & SEWER	350	753	400	750	350
45210	POSTAGE	25	4	100	100	-
45220	MESSENGER SVS./PACKAGES			600	600	-
45230	TELECOMMUNICATIONS	600	1,632	1,500	1,500	-

04/14/2015

CITY OF HARRISONBURG, VA
EXPENDITURE BUDGET

FUND - 2112 - CENTRAL STORES OPER. FUND
FUNCTION - 7021 - CENT. STORES OPERATING
ACTIVITY - 712141 - OPERATING
DEPARTMENT - 0000 - OPERATING
DEPT/FUND - 712141 - OPERATING

ACCOUNT-----	TITLE -----	----- 2013-2014 -----	2014-2015	2015-2016	NET	
		BUDGET	ACTUAL	BUDGET	PROPOSED	CHANGE
45340	PROPERTY INSURANCE	2,092	1,690	1,238	1,203	(35)
45350	VEHICLE & EQUIPMENT INS.	680	586	624	559	(65)
45370	PUB.OFFICIAL LIABILITY IN	472	431	416	391	(25)
45380	GENERAL LIABILITY INS.	188	177	193	179	(14)
45410	LEASE/RENT OF EQUIPMENT	700		700	700	-
45530	TRAINING & TRAVEL	2,100	2,038	2,300	3,500	1,200
45540	EDUCATION			250	600	350
45810	DUES & MEMBERSHIPS	800	440	800	800	-
45850	FREIGHT & DRAYAGE	50	49	50	50	-
TOTAL OTHER CHARGES		16,307	16,561	17,371	19,832	2,461
46010	OFFICE SUPPLIES	300	492	300	500	200
46070	REPAIR & MAINT. SUPPLIES	150		150	150	-
46120	BOOKS & SUBSCRIPTIONS	50	95	100	100	-
46140	OTHER OPERATING SUPPLIES	750	1,157	750	750	-
TOTAL MATERIALS & SUPPLIES		1,250	1,744	1,300	1,500	200
TOTAL OTHER OPERATING EXPENSES		62,398	57,695	67,020	73,140	6,120
49311	RES.FOR PAY PLAN INCREASE			2,000		(2,000)
TOTAL RESERVE FOR CONTINGENCIES				2,000		(2,000)
TOTAL OTHER USES OF FUNDS				2,000		(2,000)
TOTAL OPERATING		143,794	137,761	150,427	154,894	4,467

04/14/2015

CITY OF HARRISONBURG, VA
EXPENDITURE BUDGET

FUND - 2112 - CENTRAL STORES OPER. FUND
FUNCTION - 7021 - CENT. STORES OPERATING
ACTIVITY - 772141 - CAPITAL OUTLAY
DEPARTMENT - 0000 - CAPITAL OUTLAY
DEPT/FUND - 772141 - CAPITAL OUTLAY

ACCOUNT-----	TITLE -----	-----	2013-2014 -----	2014-2015	2015-2016	NET
		BUDGET	ACTUAL	BUDGET	PROPOSED	CHANGE
48121	FURNITURE & FIXTURES				8,000	8,000
TOTAL CAP. OUTLAY-REPLACEMENTS					8,000	8,000
TOTAL CAPITAL OUTLAY					8,000	8,000
TOTAL CAPITAL OUTLAY					8,000	8,000
TOTAL CENTRAL STORES OPER. FUND		143,794	137,761	150,427	162,894	12,467

04/14/2015

CITY OF HARRISONBURG, VA
EXPENDITURE BUDGET

FUND - 3115 - JUVENILE CRIME CTRL. FUND
FUNCTION - 200 - JUDICIAL ADMINISTRATION
ACTIVITY - 2100 - COURTS
DEPARTMENT - 210511 - J & D RELATIONS

ACCOUNT-----	TITLE -----	----- 2013-2014 -----	2014-2015	2015-2016	NET	
		BUDGET	BUDGET	PROPOSED	CHANGE	
41010	SALARIES & WAGES-REG.		35,750		-	
41015	EMPLOYER BENEFIT MATCH		156		-	
TOTAL PERSONAL SERVICES			35,906		-	
42010	FICA		2,614		-	
42020	RETIREMENT - VRS		4,463		-	
42050	HOSPITAL INSURANCE		3,432		-	
42060	LIFE INSURANCE - VRS		423		-	
42110	WORKER'S COMP.		25		-	
TOTAL FRINGE BENEFITS			10,958		-	
43100	PROFESSIONAL SERVICES		24,747		-	
TOTAL PURCHASED SERVICES			24,747		-	
46010	OFFICE SUPPLIES		481		-	
46140	OTHER OPERATING SUPPLIES		170		-	
TOTAL MATERIALS & SUPPLIES			651		-	
TOTAL OTHER OPERATING EXPENSES			36,357		-	
TOTAL J & D RELATIONS			72,263		-	
TOTAL JUVENILE CRIME CTRL. FUND			72,263		-	
TOTAL REPORT		321,834,361	274,854,020	214,904,140	221,541,693	6,637,553