

# **CITY OF HARRISONBURG, VIRGINIA**

## **Proposed Budget**

### **For the Fiscal Year**

**July 1, 2019 to June 30, 2020**



**CITY OF HARRISONBURG, VIRGINIA  
PROPOSED BUDGET TABLE OF CONTENTS  
FISCAL YEAR 2020**

Officials	1
<hr/>	
City Manager's Budget Letter and Message:	
City Manager's Budget Letter	1-4
<hr/>	
Budget Summary	1-97
<hr/>	
Revenue Budget by Funds:	
General Fund	1-6
School Fund	7
School Nutrition Fund	8
Emergency Communications Center Fund	9-10
Community Development Block Grant Fund	11
School Transportation Fund	12
General Capital Projects Fund	13-14
School Capital Projects Fund	15
Emergency Communications Center Capital Projects Fund	16
Water Capital Projects Fund	17
Sewer Capital Projects Fund	18
Sanitation Capital Projects Fund	19
Stormwater Capital Projects Fund	20
Water Fund	21-22
Sewer Fund	23
Public Transportation Fund	24-25
Sanitation Fund	26
Business Loan Program Fund	27
Stormwater Fund	28
Central Garage Fund	29
Central Stores Fund	30
<hr/>	
Expenditure Budget by Funds:	
General Fund	1-112
School Fund	113
School Nutrition Fund	114
Emergency Communication Center Fund	115-117
Community Development Block Grant Fund	118-119
School Transportation Fund	120-124
General Capital Projects Fund	125-126

**CITY OF HARRISONBURG, VIRGINIA  
PROPOSED BUDGET TABLE OF CONTENTS  
FISCAL YEAR 2020**

Expenditure Budget by Funds (continued):

School Capital Projects Fund	127
Emergency Communications Center Capital Projects Fund	128
Water Capital Projects Fund	129
Sewer Capital Projects Fund	130
Sanitation Capital Projects Fund	131
Stormwater Capital Projects Fund	132
Water Fund	133-145
Sewer Fund	146-158
Public Transportation Fund	159-167
Sanitation Fund	168-177
Business Loan Program Fund	178
Stormwater Fund	179-182
Central Garage Fund	183-187
Central Stores Fund	188-190

# **CITY OF HARRISONBURG, VIRGINIA**

## **OFFICIALS**

Deanna R. Reed, Mayor

Salvador "Sal" T. Romero, Vice Mayor

Richard A. Baugh, Council Member

George J. Hirschmann, Council Member

Christopher B. Jones, Council Member

Eric D. Campbell, City Manager

Alexander "Ande" Banks, IV, Deputy City Manager

**CITY MANAGER'S  
BUDGET LETTER**



# City of Harrisonburg, Virginia

Office of the City Manager

409 South Main Street  
Harrisonburg, VA 22802  
(540) 432-7701 / (540) 432-7708 fax

Eric D. Campbell  
City Manager

April 9, 2019

The Honorable Mayor and Members of City Council:

Pursuant to Section 60 of the City Charter, I am pleased to present the City Manager's proposed budget for fiscal year 2019 – 2020. The recommended FY 2019 – 2020 spending plan offers investment in the City's top priorities and maintains service levels to residents. It provides for general government administration, community safety, public education, public transportation services for both school and transit, infrastructure investments, and fulfills financial agreements with community partners. A key challenge in any financial plan is to prioritize numerous needs with finite resources without compromising service delivery. We faced this challenge in the development of the proposed 2019 – 2020 City Manager's budget.

The FY 2019 – 2020 operating budget totals \$274,421,335 a 5.6% increase from the adopted FY 2019 budget. The General Fund is the primary fund for most general government operations. The proposed General Fund budget for FY 2020 is \$123,655,115, which is an overall increase of 6.8% compared to the FY 2019 adopted General Fund budget. The City Manager's proposed budget recommends a \$0.01 (one cent) increase in the real estate tax rate from \$0.85 per \$100 valuation to \$0.86 per \$100 valuation. Additionally, as in prior years, the City has thoughtfully used fund balance in the budget to offset the costs of ongoing capital improvements and one-time expenditures. The City also sets aside fund balance to use as a contingency for the General Fund as one-time capital expenditures arise.

## *School Funding*

This proposed budget fully funds the request of the Harrisonburg City Public Schools (HCPS). HCPS initially requested a City appropriation of \$1,465,662. However, after discussions with the school administration, it was determined that \$81,576 associated with the Massanutten Technical Center roof repair that could be funded out of the current FY 2019 budget and transportation adjustments for the FY 2020 budget. Therefore, the City's school allocation is now \$1,384,086. This is a 4.0% increase over the prior year allocation. As in the previous year, the school administration has agreed to return to the City any state funding received above the City's allocation. This proposed budget also includes \$425,000 of additional debt service payments, resulting from the \$5,000,000 purchase of the land for the new Harrisonburg High School.

**The City With The Planned Future**

### *Shenandoah Valley Conference Center-Hotel Madison*

The City previously entered into a financial agreement with the James Madison University (JMU) Foundation and the city's Economic Development Authority (EDA) related to the Shenandoah Valley Conference Center (SVCC). The agreement stipulated that all tax revenue generated from the Hotel Madison project would be transferred to the JMU Foundation, through a grant from the EDA, to reimburse the JMU Foundation for its costs to build the SVCC. This agreement will be in effect for 15 years. The tax revenue is calculated on a fiscal year basis and is payable to the JMU Foundation by December 31st. It will be advantageous to transfer the tax revenue to the JMU Foundation more than once a year, so we intend to transfer those funds quarterly or at least semi-annually. Transferring funds more often will ultimately provide savings to the City and will also allow the agreement to be paid off sooner than anticipated. The proposed FY 2019 – 2020 operating budget allocates a \$1,100,000 transfer payment to the JMU Foundation.

### *Valued Employees*

The City Manager's Proposed Budget recommends a 3% cost of living increase for all full-time and eligible part-time employees. I am pleased to note that for the second year this budget includes no increase in employee health insurance premiums. Additionally, the proposed budget adds 4 new full-time positions which are critical to City operations and service delivery. All new positions are funded for one-half year beginning January 1, 2020. Another 2 positions will be funded jointly with Rockingham County through shared services. This includes an Operations Manager for the Harrisonburg-Rockingham Emergency Communication Center (HRECC) and a Criminal Justice position. Our departments have been excellent stewards of public funds, consistently finding innovative ways to stretch funding to meet community needs. Harrisonburg consistently offers comparable levels of services at lower costs when compared to other jurisdictions, which is a testament to the commitment, hard work, and innovation of our managers and staff.

### *Community Safety*

While Harrisonburg is a very safe City, the FY 2019 – 2020 City Manager's Proposed Budget seeks to maintain that status by making significant investments in community safety. The Harrisonburg Police Department (HPD) is nearly at full staffing for the first time in several years. Although a good thing, it eliminates the use of vacancy savings and adds demand for equipment and other needs. This proposed budget adds to HPD a Technical Support II position to address the operation and maintenance of the vast quantity of police-related service contracts, technologies and systems. It additionally funds a civilian Police Resource Specialist position to provide more effective and efficient service to the citizens of Harrisonburg whom need to access non-emergency police services. Currently sworn police officers provide these non-emergency services. This proposed budget provides the Harrisonburg Fire Department with a dedicated training/health and safety position. It further directs \$2,000,000 in capital

funding toward the renovation of Station 4. The design phase for Station 4 is presently underway through funding in the current 2019 budget. Lastly, the proposed budget includes funding for an Operations Manager for the Harrisonburg Rockingham Emergency Communication Center, as well as capital funding (\$350,000) for the first phase upgrade to begin implementation of the Virginia text to 9-1-1 law. HRECC funding will be shared equally with Rockingham County.

### *Infrastructure Investments*

Consistent infrastructure investments in public works, public utilities, and information technology is the only viable way to maintain quality service delivery to Harrisonburg residents. The proposed FY 2019 – 2020 operating budget maintains the scheduled street paving program, continues to provide funding for various joint VDOT projects, and funds replacement of heavy-duty equipment. Harrisonburg Public Utilities' water and sewer budgets emphasize a sustained level of customer service and an improving level of effectiveness and efficiency in asset management. The FY 2019 – 2020 proposed Water fund budget includes a scheduled rate increase of \$0.29/1000 gallons for the South Fork of the Shenandoah River Project. Also, the proposed Sewer Fund budget includes a scheduled rate increase of \$0.09/1000 gallons to begin phasing in Harrisonburg-Rockingham Regional Sewer Authority (HRSSA) projects. Finally, the City's technology infrastructure is just as vital as those of public works and public utilities. As such, this proposed budget provides a net increase of \$380,000 for upgrades in equipment, dark fiber, servers and storage capacity.

### *Community Partners*

The City of Harrisonburg is a member of the Middle River Regional Jail Authority. Over the past year the jail authority has experienced a significant population increase resulting in higher operational and medical costs. Additionally, the removal of Page County's inmates from the facility due to overcrowding issues eliminated its contributions and necessitated increases by other member jurisdictions to compensate for the loss. Due to these issues, the City of Harrisonburg is experiencing an increase cost of \$348,100 in the proposed FY 2019 – 2020 fiscal year budget.

Furthermore, the City of Harrisonburg and Rockingham County has a long-standing shared services agreement related to jail/courts, social services and the emergency communications center. Recently, the Virginia General Assembly appointed an additional judge to serve in the Juvenile Domestic & Relations Court effective July 1, 2019. Renovations are needed to the court facility to provide additional space for the new judge. The proposed FY 2019 – 2020 budget increases the City's shared services allocation by \$222,100 which includes the city's share of a roof replacement at the Harrisonburg-Rockingham Regional Jail and other various court maintenance improvements. There is an additional \$225,000 in continued capital funding included to replace the HVAC system at the Harrisonburg-Rockingham Regional Jail.



Lastly, the Harrisonburg-Rockingham Community Services Board experienced substantial increase in its client base due to the significant population growth in the City of Harrisonburg and Rockingham County, Medicaid expansion, and new State mandates for additional services. This growth is placing stress on the HRCSB space and facilities. The Executive Director of the HRCSB presented City Council with a space and feasibility study in January 2018. The City Manager's proposed budget provides an increase of \$125,000 as the City's share to address these issues.

During the February 2019 City Council retreat, City Council members asked staff members to evaluate the process by which City community contribution funding is awarded to non-profit and other agencies during the budget process. City staff will provide City Council with a proposed set of new guidelines related to the application process, as well as three options to consider in addressing funding request for the FY 2019 – 2020 proposed budget. The proposed guidelines and options are tools available to City Council in their deliberation of the City Manager's proposed budget.

In accordance with Section 15.2-2506 of the Code of Virginia, a public hearing is required to be held at least seven days prior to the final adoption of the budget. As such it is suggested the public hearing and first reading of the budget be held on April 23, 2019 and the final adoption occur on May 14, 2019.

Additionally, a public hearing will be held on the real estate tax rate on May 14, 2019.

The City Charter requires the budget be adopted by May 31 of each year.

I would like to publicly acknowledge and thank the City Council's Finance Committee, the City's Executive Leadership Team, and Finance staff for meeting the challenges posed by this year's budget. I look forward to working with each council member in the coming weeks to converse on the proposed budget and its impact on the community.

Cordially,

Eric D. Campbell  
City Manager

# **BUDGET SUMMARY**

**CITY OF HARRISONBURG, VIRGINIA  
BUDGET SUMMARY  
FISCAL YEAR 2020**

<u>Comparison of Revenue Budgets</u>	<u>1-4</u>
<u>Comparison of Expenditure Budgets</u>	<u>5-9</u>
<u>General Fund Budget Summary</u>	
<u>General Fund Graphs and Charts</u>	<u>10-14</u>
<u>General Fund Revenues</u>	<u>15-25</u>
<u>General Fund Expenditures</u>	<u>26-86</u>
<u>Other Funds Budget Summary</u>	
<u>Other Funds Revenues and Expenditures</u>	<u>87-100</u>

**CITY OF HARRISONBURG, VIRGINIA**  
**COMPARISON OF REVENUE BUDGETS**  
**For Fiscal Year 2020**

<b>Fund and Major Revenue Sources</b>	<b>FY 2019 Original Budget</b>	<b>FY 2020 Proposed Budget</b>	<b>Percentage of Fund's Budget</b>	<b>Increase (Decrease)</b>	<b>Percentage Change</b>
<b>General Fund</b>					
Amount from fund balance*	1,206,683	1,928,600	1.56%	721,917	59.83%
General property taxes	48,348,000	50,356,300	40.72%	2,008,300	4.15%
Other local taxes	44,068,800	46,526,800	37.63%	2,458,000	5.58%
Permits, privilege fees and regulatory licenses	623,100	585,600	0.47%	(37,500)	-6.02%
Fines and forfeitures	760,000	725,000	0.59%	(35,000)	-4.61%
Use of money and property	562,500	935,000	0.76%	372,500	66.22%
Charges for services	1,428,500	1,416,500	1.15%	(12,000)	-0.84%
Miscellaneous	5,547,500	5,618,000	4.54%	70,500	1.27%
Recovered costs	861,744	830,219	0.67%	(31,525)	-3.66%
State revenue	10,202,191	10,366,221	8.38%	164,030	1.61%
Federal revenue	130,800	953,275	0.77%	822,475	628.80%
Nonrevenue receipts	50,000	250,000	0.20%	200,000	400.00%
Transfers from other funds	2,036,700	3,163,600	2.56%	1,126,900	55.33%
<b>Total General Fund</b>	<b>115,826,518</b>	<b>123,655,115</b>		<b>7,828,597</b>	<b>6.76%</b>
<b>School Fund</b>					
Charges for services	1,894,675	1,853,394	2.22%	(41,281)	-2.18%
State revenue*	40,692,842	42,808,103	51.24%	2,115,261	5.20%
Federal revenue	2,943,864	3,073,451	3.68%	129,587	4.40%
Transfers from other funds*	34,419,222	35,803,308	42.86%	1,384,086	4.02%
<b>Total School Fund</b>	<b>79,950,603</b>	<b>83,538,256</b>		<b>3,587,653</b>	<b>4.49%</b>
<b>School Nutrition Fund</b>					
Charges for services	696,105	459,903	10.39%	(236,202)	-33.93%
State revenue	132,000	158,000	3.57%	26,000	19.70%
Federal revenue	3,600,000	3,808,600	86.04%	208,600	5.79%
<b>Total School Nutrition Fund</b>	<b>4,428,105</b>	<b>4,426,503</b>		<b>(1,602)</b>	<b>-0.04%</b>
<b>Emergency Communications Center Fund</b>					
Amount from fund balance	-	500,000	8.01%	500,000	0.00%
Use of money and property	165,432	165,432	2.65%	-	0.00%
Miscellaneous	2,244,118	2,325,651	37.28%	81,533	3.63%
Recovered costs	252,800	253,100	4.06%	300	0.12%
State revenue	557,948	563,948	9.04%	6,000	1.08%
Federal revenue	150,000	105,000	1.68%	(45,000)	-30.00%
Transfers from other funds	2,244,118	2,325,651	37.28%	81,533	3.63%
<b>Total Emergency Communications Center Fund</b>	<b>5,614,416</b>	<b>6,238,782</b>		<b>624,366</b>	<b>11.12%</b>
<b>Community Development Block Grant Fund</b>					
Federal revenue	505,968	560,000	100.00%	54,032	10.68%
<b>Total Community Development Block Grant Fund</b>	<b>505,968</b>	<b>560,000</b>		<b>54,032</b>	<b>10.68%</b>

CITY OF HARRISONBURG, VIRGINIA  
 COMPARISON OF REVENUE BUDGETS  
 For Fiscal Year 2020

Fund and Major Revenue Sources	FY 2019 Original Budget	FY 2020 Proposed Budget	Percentage of Fund's Budget	Increase (Decrease)	Percentage Change
<b>School Transportation Fund</b>					
Amount from fund balance	51,000	65,000	1.54%	14,000	27.45%
Use of money and property	2,000	2,000	0.05%	-	0.00%
Charges for services	4,094,128	4,121,405	97.82%	27,277	0.67%
Miscellaneous	30,000	25,000	0.59%	(5,000)	-16.67%
<b>Total School Transportation Fund</b>	<b>4,177,128</b>	<b>4,213,405</b>		<b>36,277</b>	<b>0.87%</b>
<b>General Capital Projects Fund</b>					
Transfers from other funds	1,422,627	2,925,000	100.00%	1,502,373	105.61%
<b>Total General Capital Projects Fund</b>	<b>1,422,627</b>	<b>2,925,000</b>		<b>1,502,373</b>	<b>105.61%</b>
<b>ECC Capital Projects Fund</b>					
Recovered costs	-	50,000	0.80%	50,000	0.00%
Transfers from other funds	-	500,000	14.89%	500,000	0.00%
<b>Total ECC Capital Projects Fund</b>	<b>-</b>	<b>550,000</b>		<b>550,000</b>	<b>0.00%</b>
<b>Water Capital Projects Fund</b>					
Transfers from other funds	2,835,392	3,357,725	100.00%	522,333	18.42%
<b>Total Water Capital Projects Fund</b>	<b>2,835,392</b>	<b>3,357,725</b>		<b>522,333</b>	<b>18.42%</b>
<b>Sewer Capital Projects Fund</b>					
Transfers from other funds	1,336,000	1,186,848	100.00%	(149,152)	-11.16%
<b>Total Sewer Capital Projects Fund</b>	<b>1,336,000</b>	<b>1,186,848</b>		<b>(149,152)</b>	<b>-11.16%</b>
<b>Sanitation Capital Projects Fund</b>					
Transfers from other funds	73,500	-	0.00%	(73,500)	-100.00%
<b>Total Sanitation Capital Projects Fund</b>	<b>73,500</b>	<b>-</b>		<b>(73,500)</b>	<b>-100.00%</b>
<b>Stormwater Capital Projects Fund</b>					
Transfers from other funds	1,079,000	667,500	100.00%	(411,500)	-38.14%
<b>Total Stormwater Capital Projects Fund</b>	<b>1,079,000</b>	<b>667,500</b>		<b>(411,500)</b>	<b>-38.14%</b>
<b>Water Fund</b>					
Amount from fund balance	1,167,740	1,300,000	10.56%	132,260	11.33%
Permits, privilege fees and regulatory fees	200,000	250,000	2.03%	50,000	25.00%
Use of money and property	58,000	78,000	0.63%	20,000	34.48%
Charges for services	8,629,660	9,122,600	74.10%	492,940	5.71%
Miscellaneous	6,000	6,000	0.05%	-	0.00%
Recovered costs	30,000	35,000	0.28%	5,000	16.67%
Intrafund transfers	1,484,800	1,519,500	12.34%	34,700	2.34%
<b>Total Water Fund</b>	<b>11,576,200</b>	<b>12,311,100</b>		<b>734,900</b>	<b>6.35%</b>

**CITY OF HARRISONBURG, VIRGINIA**  
**COMPARISON OF REVENUE BUDGETS**  
**For Fiscal Year 2020**

<b>Fund and Major Revenue Sources</b>	<b>FY 2019 Original Budget</b>	<b>FY 2020 Proposed Budget</b>	<b>Percentage of Fund's Budget</b>	<b>Increase (Decrease)</b>	<b>Percentage Change</b>
<b>Sewer Fund</b>					
Amount from fund balance	772,320	1,300,000	9.20%	527,680	68.32%
Permits, privilege fees and regulatory fees	250,000	250,000	1.77%	-	0.00%
Use of money and property	25,000	50,000	0.35%	25,000	100.00%
Charges for services	10,813,940	10,954,700	77.55%	140,760	1.30%
Miscellaneous	1,000	1,000	0.01%	-	0.00%
Recovered costs	20,000	20,000	0.14%	-	0.00%
Intrafund transfers	1,506,900	1,551,000	10.98%	44,100	2.93%
<b>Total Sewer Fund</b>	<b>13,389,160</b>	<b>14,126,700</b>		<b>737,540</b>	<b>5.51%</b>
<b>Public Transportation Fund</b>					
Amount from fund balance	-	-	0.00%	-	0.00%
Use of money and property	95,000	110,000	1.23%	15,000	15.79%
Charges for services	1,983,036	2,075,650	23.29%	92,614	4.67%
Miscellaneous	10,000	-	0.00%	(10,000)	-100.00%
Recovered costs	111,988	115,350	1.29%	3,362	3.00%
State revenue	1,952,029	1,697,730	19.05%	(254,299)	-13.03%
Federal revenue	4,284,000	4,663,770	52.33%	379,770	8.86%
Transfers from other funds	250,000	250,000	2.81%	-	0.00%
<b>Total Public Transportation Fund</b>	<b>8,686,053</b>	<b>8,912,500</b>		<b>226,447</b>	<b>2.61%</b>
<b>Sanitation Fund</b>					
Amount from fund balance	1,229,215	254,375	5.72%	(974,840)	-79.31%
Use of money and property	34,600	45,000	1.01%	10,400	30.06%
Charges for services	4,220,000	4,150,000	93.27%	(70,000)	-1.66%
Recovered costs	101,825	-	0.00%	(101,825)	-100.00%
<b>Total Sanitation Fund</b>	<b>5,585,640</b>	<b>4,449,375</b>		<b>(1,136,265)</b>	<b>-20.34%</b>
<b>Business Loan Program Fund</b>					
Amount from fund balance	91,000	98,000	78.40%	7,000	7.69%
Use of money and property	2,400	3,000	2.40%	600	25.00%
Miscellaneous	31,600	24,000	19.20%	(7,600)	-24.05%
<b>Total Business Loan Program Fund</b>	<b>125,000</b>	<b>125,000</b>		<b>-</b>	<b>0.00%</b>
<b>Stormwater Fund</b>					
Amount from fund balance	243,900	34,620	2.45%	(209,280)	-85.81%
Use of money and property	22,000	50,000	3.54%	28,000	127.27%
Charges for services	1,327,651	1,327,680	94.01%	29	0.00%
<b>Total Stormwater Fund</b>	<b>1,593,551</b>	<b>1,412,300</b>		<b>(181,251)</b>	<b>-11.37%</b>

**CITY OF HARRISONBURG, VIRGINIA**  
**COMPARISON OF REVENUE BUDGETS**  
**For Fiscal Year 2020**

<b>Fund and Major Revenue Sources</b>	<b>FY 2019 Original Budget</b>	<b>FY 2020 Proposed Budget</b>	<b>Percentage of Fund's Budget</b>	<b>Increase (Decrease)</b>	<b>Percentage Change</b>
<b>Central Garage Fund</b>					
Amount from fund balance	-	63,000	3.97%	63,000	0.00%
Permits, privilege fees and regulatory fees	2,000	1,000	0.06%	(1,000)	-50.00%
Use of money and property	3,000	7,000	0.44%	4,000	133.33%
Charges for services	1,515,626	1,514,420	95.46%	(1,206)	-0.08%
Recovered costs	5,000	1,000	0.06%	(4,000)	-80.00%
<b>Total Central Garage Fund</b>	<b>1,525,626</b>	<b>1,586,420</b>		<b>60,794</b>	<b>3.98%</b>
<b>Central Stores Fund</b>					
Amount from fund balance	-	-	0.00%	-	0.00%
Transfers from other funds	181,782	178,806	100.00%	(2,976)	-1.64%
<b>Total Central Stores Fund</b>	<b>181,782</b>	<b>178,806</b>		<b>(2,976)</b>	<b>-1.64%</b>
<b>Total All Funds</b>	<b>259,912,269</b>	<b>274,421,335</b>		<b>14,509,066</b>	<b>5.58%</b>

\*Adjusted for additional \$193,317 in school revenue received from the State subsequent to the adoption of the original budget.

**CITY OF HARRISONBURG, VIRGINIA**  
**COMPARISON OF EXPENDITURE BUDGETS**  
**For Fiscal Year 2020**

<b>Fund, Function and Elements</b>	<b>FY 2019 Original Budget</b>	<b>FY 2020 Proposed Budget</b>	<b>Percentage of Fund's Budget</b>	<b>Increase (Decrease)</b>	<b>Percentage Change</b>
<b>General Fund</b>					
General government administration:					
City council	194,001	224,834	0.18%	30,833	15.89%
City manager	605,194	672,695	0.54%	67,501	11.15%
City attorney	291,134	291,735	0.24%	601	0.21%
Human resources	464,473	471,031	0.38%	6,558	1.41%
Independent auditor	21,800	23,070	0.02%	1,270	5.83%
Commissioner of revenue	461,585	462,326	0.37%	741	0.16%
Assessor	306,121	309,246	0.25%	3,125	1.02%
Equalization board	3,025	3,025	0.00%	-	0.00%
Treasurer	688,363	682,919	0.55%	(5,444)	-0.79%
Finance	593,290	649,885	0.53%	56,595	9.54%
Information technology	1,753,869	2,452,239	1.98%	698,370	39.82%
Purchasing	159,543	162,096	0.13%	2,553	1.60%
Electoral board	235,845	208,141	0.17%	(27,704)	-11.75%
<b>Total general government administration</b>	<b>5,778,243</b>	<b>6,613,242</b>	<b>5.35%</b>	<b>834,999</b>	<b>14.45%</b>
Public safety:					
Police administration	3,781,274	4,594,024	3.72%	812,750	21.49%
Police operations	4,277,014	4,737,877	3.83%	460,863	10.78%
Police criminal investigation	1,421,980	1,690,535	1.37%	268,555	18.89%
Police special operations	2,019,086	1,324,363	1.07%	(694,723)	-34.41%
Police grants	288,421	72,371	0.06%	(216,050)	-74.91%
Fire administration	713,776	733,406	0.59%	19,630	2.75%
Fire suppression	7,661,494	7,271,796	5.88%	(389,698)	-5.09%
Fire prevention	623,671	594,638	0.48%	(29,033)	-4.66%
Fire training	267,634	356,973	0.29%	89,339	33.38%
Public safety building	330,925	327,355	0.26%	(3,570)	-1.08%
Child safety alliance	62,721	61,760	0.05%	(961)	-1.53%
Court appointed attorney	85,000	85,000	0.07%	-	0.00%
Regional juvenile detention (SVJC)	322,432	231,304	0.19%	(91,128)	-28.26%
Regional jail (MRRJ)	2,148,823	2,496,895	2.02%	348,072	16.20%
Building inspection	926,428	931,157	0.75%	4,729	0.51%
Animal control	428,189	425,815	0.34%	(2,374)	-0.55%
Emergency services	75,657	75,603	0.06%	(54)	-0.07%
<b>Total public safety</b>	<b>25,434,525</b>	<b>26,010,872</b>	<b>21.04%</b>	<b>576,347</b>	<b>2.27%</b>
Public works:					
General engineering	754,194	798,494	0.65%	44,300	5.87%
Highway and street maintenance	6,561,306	6,480,857	5.24%	(80,449)	-1.23%
Street lights	532,650	559,017	0.45%	26,367	4.95%
Snow and ice removal	284,858	336,962	0.27%	52,104	18.29%
Traffic engineering	1,702,905	2,252,341	1.82%	549,436	32.26%
Highway and street beautification	317,142	325,509	0.26%	8,367	2.64%
Downtown parking maintenance	129,688	184,502	0.15%	54,814	42.27%



**CITY OF HARRISONBURG, VIRGINIA**  
**COMPARISON OF EXPENDITURE BUDGETS**  
**For Fiscal Year 2020**

<b>Fund, Function and Elements</b>	<b>FY 2019 Original Budget</b>	<b>FY 2020 Proposed Budget</b>	<b>Percentage of Fund's Budget</b>	<b>Increase (Decrease)</b>	<b>Percentage Change</b>
<b>General Fund (continued)</b>					
Public works (continued):					
Street and road cleaning	412,927	427,065	0.35%	14,138	3.42%
General properties	316,179	315,591	0.26%	(588)	-0.19%
<b>Total public works</b>	<b>11,011,849</b>	<b>11,680,338</b>	<b>9.45%</b>	<b>668,489</b>	<b>6.07%</b>
Health and welfare:					
Local health department	453,023	486,929	0.39%	33,906	7.48%
Community services board	955,773	1,125,773	0.91%	170,000	17.79%
Tax relief for the elderly/disabled veterans	125,000	125,000	0.10%	-	0.00%
<b>Total health and welfare</b>	<b>1,533,796</b>	<b>1,737,702</b>	<b>1.41%</b>	<b>203,906</b>	<b>13.29%</b>
Parks, recreation and cultural:					
Parks administration	1,015,101	991,931	0.80%	(23,170)	-2.28%
Parks	1,400,895	1,432,740	1.16%	31,845	2.27%
Field maintenance	463,870	479,207	0.39%	15,337	3.31%
Recreation center and playgrounds	717,214	655,405	0.53%	(61,809)	-8.62%
Simms recreation center	387,787	365,988	0.30%	(21,799)	-5.62%
Westover swimming pool	481,298	487,982	0.39%	6,684	1.39%
Athletics	293,948	408,162	0.33%	114,214	38.86%
Golf course grounds management	706,177	724,587	0.59%	18,410	2.61%
Golf course clubhouse management	554,566	549,565	0.44%	(5,001)	-0.90%
Regional library (MRL)	550,477	577,320	0.47%	26,843	4.88%
<b>Total parks, recreation and cultural</b>	<b>6,571,333</b>	<b>6,672,887</b>	<b>5.40%</b>	<b>101,554</b>	<b>1.55%</b>
Planning and community development:					
Planning	222,863	303,137	0.25%	80,274	36.02%
Zoning administration	166,010	181,948	0.15%	15,938	9.60%
Board of zoning appeals	5,547	5,597	0.00%	50	0.90%
Economic development	991,695	871,676	0.70%	(120,019)	-12.10%
Tourism and visitors services	464,400	464,368	0.38%	(32)	-0.01%
Blacks run greenway	112,520	84,264	0.07%	(28,256)	-25.11%
<b>Total planning and community development</b>	<b>1,963,035</b>	<b>1,910,990</b>	<b>1.55%</b>	<b>(52,045)</b>	<b>-2.65%</b>
Other:					
Community and civic organizations	784,053	797,957	0.65%	13,904	1.77%
Joint operations with Rockingham County	8,649,898	8,872,000	7.17%	222,102	2.57%
Conference center (SVCC)	-	1,100,000	0.89%	1,100,000	0.00%
Reserve for contingencies	215,000	1,064,450	0.86%	849,450	395.09%
Debt service	15,548,819	15,890,718	12.85%	341,899	2.20%
Transfers to other funds*	38,335,967	41,303,959	33.40%	2,967,992	7.74%
<b>Total other</b>	<b>63,533,737</b>	<b>69,029,084</b>	<b>55.82%</b>	<b>5,495,347</b>	<b>8.65%</b>
<b>Total General Fund</b>	<b>115,826,518</b>	<b>123,655,115</b>	<b>100.00%</b>	<b>7,828,597</b>	<b>6.76%</b>

CITY OF HARRISONBURG, VIRGINIA  
 COMPARISON OF EXPENDITURE BUDGETS  
 For Fiscal Year 2020

Fund, Function and Elements	FY 2019 Original Budget	FY 2020 Proposed Budget	Percentage of Fund's Budget	Increase (Decrease)	Percentage Change
<b>School Fund</b>					
Instruction	61,318,279	64,371,046	77.06%	3,052,767	4.98%
Admin., attendance and health services	4,533,159	4,742,138	5.68%	208,979	4.61%
Pupil transportation	4,327,727	4,358,704	5.22%	30,977	0.72%
Operations and maintenance	6,031,006	6,184,924	7.40%	153,918	2.55%
Technology	3,740,432	3,881,444	4.65%	141,012	3.77%
<b>Total School Fund</b>	<b>79,950,603</b>	<b>83,538,256</b>		<b>3,587,653</b>	<b>4.49%</b>
<b>School Nutrition Fund</b>					
Food service	4,398,105	4,401,503	99.44%	3,398	0.08%
Technology	30,000	25,000	0.56%	(5,000)	-16.67%
<b>Total School Nutrition Fund</b>	<b>4,428,105</b>	<b>4,426,503</b>		<b>(1,602)</b>	<b>-0.04%</b>
<b>Emergency Communications Center Fund</b>					
Emergency Communications Center	5,614,416	6,238,782	100.00%	624,366	11.12%
<b>Total Emergency Communications Center Fund</b>	<b>5,614,416</b>	<b>6,238,782</b>		<b>624,366</b>	<b>11.12%</b>
<b>Community Development Block Grant Fund</b>					
Community development block grant	505,968	560,000	100.00%	54,032	10.68%
<b>Total Community Development Block Grant Fund</b>	<b>505,968</b>	<b>560,000</b>		<b>54,032</b>	<b>10.68%</b>
<b>School Transportation Fund</b>					
School buses	3,508,008	3,574,000	84.82%	65,992	1.88%
Field trips and charters	206,198	223,244	5.30%	17,046	8.27%
Administration	462,922	416,161	9.88%	(46,761)	-10.10%
<b>Total School Transportation Fund</b>	<b>4,177,128</b>	<b>4,213,405</b>		<b>36,277</b>	<b>0.87%</b>
<b>General Capital Projects Fund</b>					
Capital projects	1,422,627	2,925,000	100.00%	1,502,373	105.61%
<b>Total General Capital Projects Fund</b>	<b>1,422,627</b>	<b>2,925,000</b>		<b>1,502,373</b>	<b>105.61%</b>
<b>ECC Capital Projects Fund</b>					
Capital projects	-	550,000	16.38%	550,000	0.00%
<b>Total ECC Capital Projects Fund</b>	<b>-</b>	<b>550,000</b>		<b>550,000</b>	<b>0.00%</b>
<b>Water Capital Projects Fund</b>					
Capital projects	2,835,392	3,357,725	100.00%	522,333	18.42%
<b>Total Water Capital Projects Fund</b>	<b>2,835,392</b>	<b>3,357,725</b>		<b>522,333</b>	<b>18.42%</b>

CITY OF HARRISONBURG, VIRGINIA  
 COMPARISON OF EXPENDITURE BUDGETS  
 For Fiscal Year 2020

Fund, Function and Elements	FY 2019 Original Budget	FY 2020 Proposed Budget	Percentage of Fund's Budget	Increase (Decrease)	Percentage Change
<b>Sewer Capital Projects Fund</b>					
Capital projects	1,336,000	1,186,848	100.00%	(149,152)	-11.16%
<b>Total Sewer Capital Projects Fund</b>	<b>1,336,000</b>	<b>1,186,848</b>		<b>(149,152)</b>	<b>-11.16%</b>
<b>Sanitation Capital Projects Fund</b>					
Capital projects	73,500	-	0.00%	(73,500)	-100.00%
<b>Total Sanitation Capital Projects Fund</b>	<b>73,500</b>	<b>-</b>		<b>(73,500)</b>	<b>-100.00%</b>
<b>Stormwater Capital Projects Fund</b>					
Capital projects	1,079,000	667,500	100.00%	(411,500)	-38.14%
<b>Total Stormwater Capital Projects Fund</b>	<b>1,079,000</b>	<b>667,500</b>		<b>(411,500)</b>	<b>-38.14%</b>
<b>Water Fund</b>					
Administration	543,869	588,881	4.78%	45,012	8.28%
Pumping, storage and monitoring	747,863	744,659	6.05%	(3,204)	-0.43%
Transmission and distribution	888,397	910,060	7.39%	21,663	2.44%
Utility billing	503,482	511,411	4.15%	7,929	1.57%
Miscellaneous	2,105,300	2,222,070	18.05%	116,770	5.55%
Purification	1,114,434	1,138,162	9.25%	23,728	2.13%
Capital outlay	223,000	216,000	1.75%	(7,000)	-3.14%
Debt service	1,525,643	1,523,502	12.38%	(2,141)	-0.14%
Transfers to other funds	3,924,212	4,456,355	36.20%	532,143	13.56%
<b>Total Water Fund</b>	<b>11,576,200</b>	<b>12,311,100</b>		<b>734,900</b>	<b>6.35%</b>
<b>Sewer Fund</b>					
Administration	729,815	717,007	5.08%	(12,808)	-1.75%
Treatment and disposal	3,160,000	3,312,000	23.44%	152,000	4.81%
Collection and transmission	1,043,437	1,084,827	7.68%	41,390	3.97%
Miscellaneous	2,077,700	2,322,490	16.44%	244,790	11.78%
Utility billing	361,007	391,746	2.77%	30,739	8.51%
Pumping and monitoring	412,439	405,806	2.87%	(6,633)	-1.61%
Capital outlay	129,000	499,000	3.53%	370,000	286.82%
Debt service	3,200,000	3,280,000	23.22%	80,000	2.50%
Transfers to other funds	2,275,762	2,113,824	14.96%	(161,938)	-7.12%
<b>Total Sewer Fund</b>	<b>13,389,160</b>	<b>14,126,700</b>		<b>737,540</b>	<b>5.51%</b>

CITY OF HARRISONBURG, VIRGINIA  
 COMPARISON OF EXPENDITURE BUDGETS  
 For Fiscal Year 2020

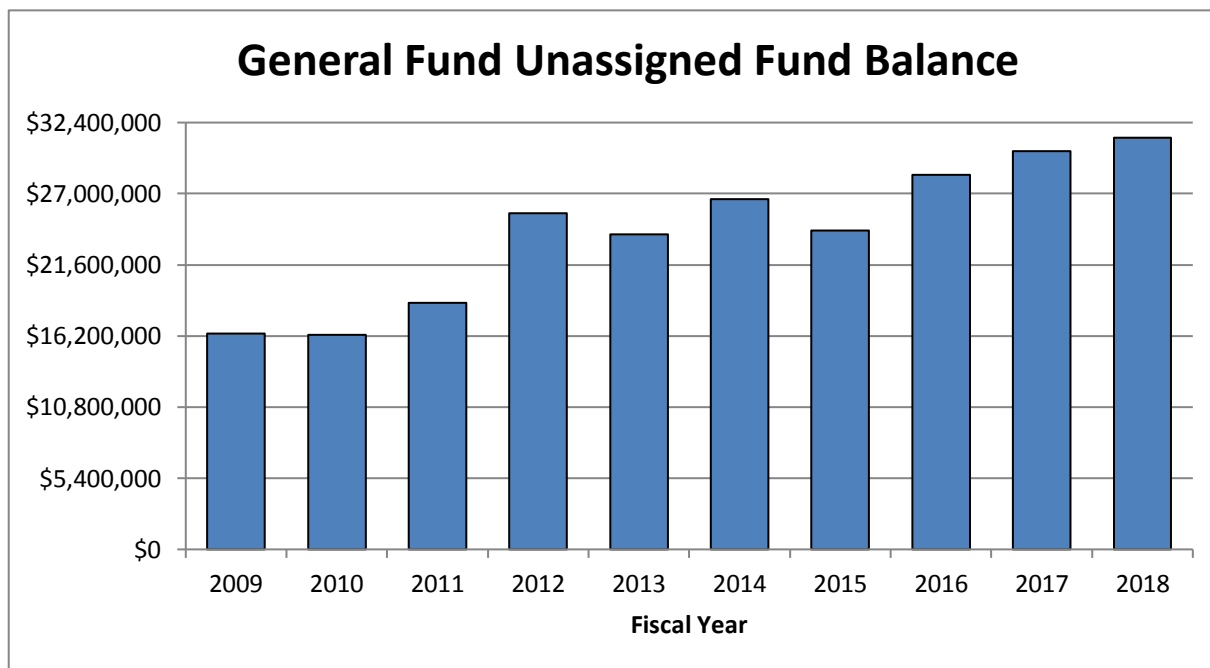
Fund, Function and Elements	FY 2019 Original Budget	FY 2020 Proposed Budget	Percentage of Fund's Budget	Increase (Decrease)	Percentage Change
<b>Public Transportation Fund</b>					
Transit buses	3,951,974	4,055,721	45.51%	103,747	2.63%
Miscellaneous	-	79,830	0.90%	79,830	0.00%
Paratransit buses	657,555	650,258	7.30%	(7,297)	-1.11%
Administration	666,524	581,691	6.53%	(84,833)	-12.73%
Capital outlay	3,240,000	3,385,000	37.98%	145,000	4.48%
Transfers to other funds	170,000	160,000	1.80%	(10,000)	-5.88%
<b>Total Public Transportation Fund</b>	<b>8,686,053</b>	<b>8,912,500</b>		<b>226,447</b>	<b>2.61%</b>
<b>Sanitation Fund</b>					
Solid waste collection	1,237,674	1,212,528	27.25%	(25,146)	-2.03%
Landfill	239,902	245,092	5.51%	5,190	2.16%
Miscellaneous	6,300	42,060	0.95%	35,760	567.62%
Solid waste management	1,658,362	1,161,065	26.10%	(497,297)	-29.99%
Capital outlay	208,050	200,000	4.50%	(8,050)	-3.87%
Debt service	2,161,852	1,588,630	35.70%	(573,222)	-26.52%
Transfers to other funds	73,500	-	0.00%	(73,500)	-100.00%
<b>Total Sanitation Fund</b>	<b>5,585,640</b>	<b>4,449,375</b>		<b>(1,136,265)</b>	<b>-20.34%</b>
<b>Business Loan Program Fund</b>					
Revolving loan program	125,000	125,000	100.00%	-	0.00%
<b>Total Business Loan Program Fund</b>	<b>125,000</b>	<b>125,000</b>		<b>-</b>	<b>0.00%</b>
<b>Stormwater Fund</b>					
Stormwater management	475,151	540,900	38.30%	65,749	13.84%
Capital outlay	19,500	178,500	12.64%	159,000	815.38%
Transfers to other funds	1,098,900	692,900	49.06%	(406,000)	-36.95%
<b>Total Stormwater Fund</b>	<b>1,593,551</b>	<b>1,412,300</b>		<b>(181,251)</b>	<b>-11.37%</b>
<b>Central Garage Fund</b>					
Operating	1,363,859	1,380,281	87.01%	16,422	1.20%
Administration	149,767	143,139	9.02%	(6,628)	-4.43%
Capital outlay	12,000	63,000	3.97%	51,000	425.00%
<b>Total Central Garage Fund</b>	<b>1,525,626</b>	<b>1,586,420</b>		<b>60,794</b>	<b>3.98%</b>
<b>Central Stores Fund</b>					
Operating	178,682	178,806	100.00%	124	0.07%
Capital outlay	3,100	-	0.00%	(3,100)	-100.00%
<b>Total Central Stores Fund</b>	<b>181,782</b>	<b>178,806</b>		<b>(2,976)</b>	<b>-1.64%</b>
<b>Total All Funds</b>	<b>259,912,269</b>	<b>274,421,335</b>		<b>14,509,066</b>	<b>5.58%</b>

\*Adjusted for additional \$193,317 in school revenue received from the State subsequent to the adoption of the original budget.

**GENERAL FUND  
BUDGET SUMMARY**

**CITY OF HARRISONBURG, VIRGINIA  
 GENERAL FUND SUMMARY OF FUND BALANCES  
 LAST TEN FISCAL YEARS**

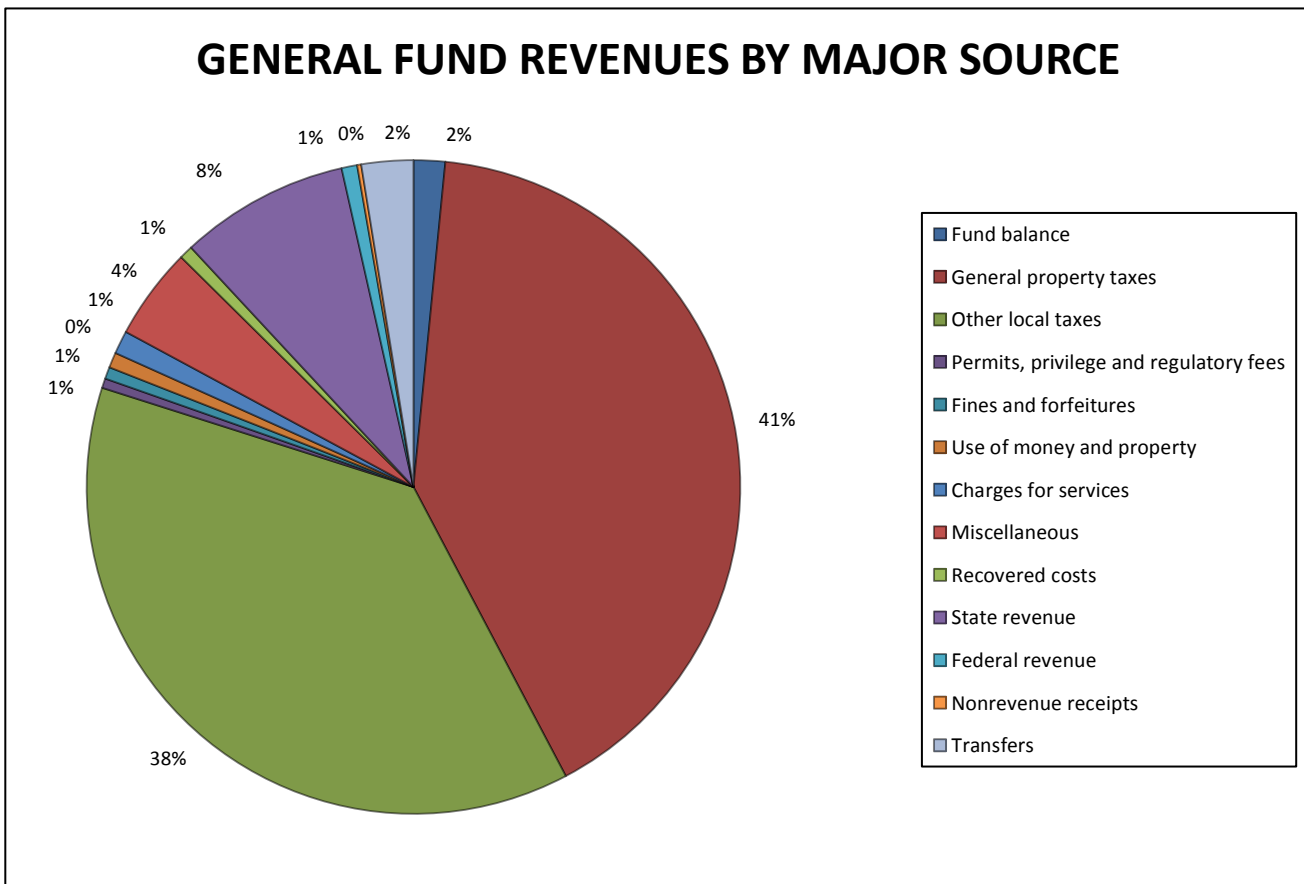
<b>Fiscal Year</b>	<b>Unassigned Fund Balance</b>	<b>Total Fund Balance</b>
2018	31,239,773	36,470,507
2017	30,226,183	32,697,066
2016	28,435,301	30,355,709
2015	24,214,042	26,981,136
2014	26,595,398	32,054,456
2013	23,932,401	31,239,028
2012	25,534,922	31,518,885
2011	18,711,352	25,267,679
2010	16,273,005	19,964,295
2009	16,363,415	19,535,665



Source: City of Harrisonburg, Virginia Comprehensive Annual Financial Report

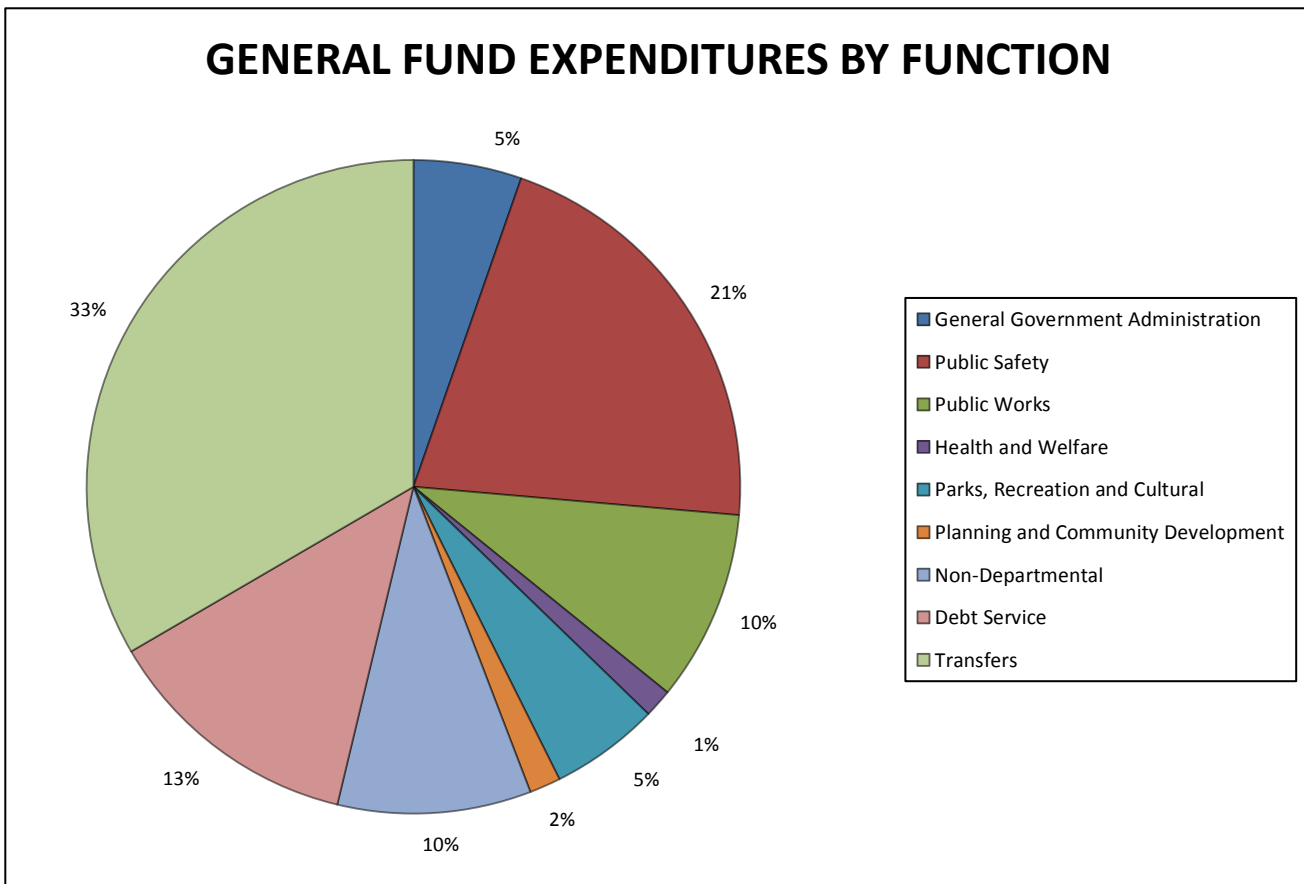
**CITY OF HARRISONBURG, VIRGINIA**  
**GENERAL FUND REVENUES BY MAJOR SOURCE**  
**For Fiscal Year 2020**

<b>Function</b>	<b>Budgeted Amount</b>	<b>Percent of Budget</b>
Fund balance	\$ 1,928,600	1.56%
General property taxes	50,356,300	40.72%
Other local taxes	46,526,800	37.63%
Permits, privilege and regulatory fees	585,600	0.47%
Fines and forfeitures	725,000	0.59%
Use of money and property	935,000	0.76%
Charges for services	1,416,500	1.15%
Miscellaneous	5,618,000	4.54%
Recovered costs	830,219	0.67%
State revenue	10,366,221	8.38%
Federal revenue	953,275	0.77%
Nonrevenue receipts	250,000	0.20%
Transfers	3,163,600	2.56%
<b>Total</b>	<b>\$ 123,655,115</b>	



**CITY OF HARRISONBURG, VIRGINIA**  
**GENERAL FUND EXPENDITURES BY FUNCTION**  
**For Fiscal Year 2020**

<b>Function</b>	<b>Budgeted Amount</b>	<b>Percent of Budget</b>
General Government Administration	\$ 6,613,242	5.35%
Public Safety	26,010,872	21.04%
Public Works	11,680,338	9.45%
Health and Welfare	1,737,702	1.41%
Parks, Recreation and Cultural	6,672,887	5.40%
Planning and Community Development	1,910,990	1.55%
Non-Departmental	11,834,407	9.57%
Debt Service	15,890,718	12.85%
Transfers	<u>41,303,959</u>	33.40%
<b>Total</b>	<b>\$ <u>123,655,115</u></b>	





**CITY OF HARRISONBURG, VIRGINIA**  
**SCHOOL OPERATING FUNDING BY THE GENERAL FUND**  
**FOR THE TEN YEAR PERIOD JULY 1, 2010 THROUGH JUNE 30, 2020**

<b>Fiscal Year</b>	<b>Operating Transfers</b>	<b>Change</b>	<b>Percentage Change</b>
2020	35,803,308	1,384,086	4.0%
2019	34,419,222	1,156,683	3.5%
2018	33,262,539	3,200,000	10.6%
2017	30,062,539	167,000	0.6%
2016	29,895,539	1,058,679	3.7%
2015	28,836,860	1,492,224	5.5%
2014	27,344,636	1,039,297	4.0%
2013	26,305,339	1,105,296	4.4%
2012	25,200,043	298,646	1.2%
2011	24,901,397		



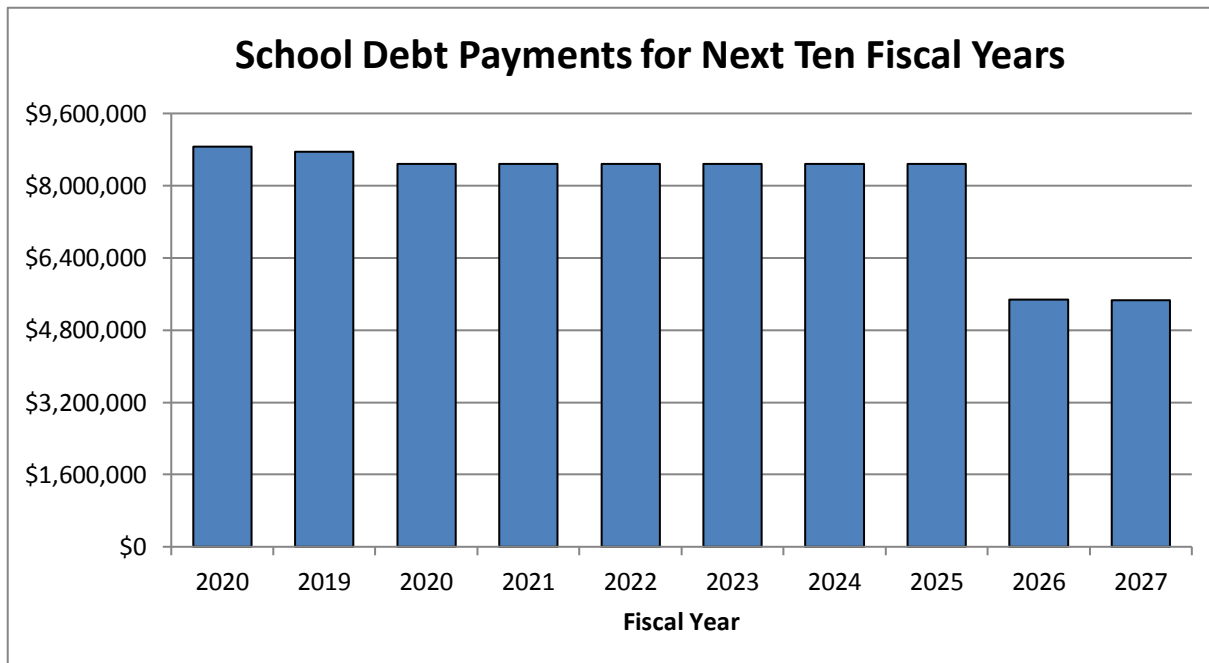
Note - Fiscal Year 2013 includes \$900,000 of fund balance. Does not include \$912,872 for midyear employee bonuses.

Note - Fiscal Year 2020 is the City Manager's proposed budget transfer.

Note - Capital funding included \$666,393, \$800,000, \$1,200,000 and \$2,167,000 in FY 2012, FY 2015, FY 2016 and FY 2017, respectively.

**CITY OF HARRISONBURG, VIRGINIA  
 GENERAL FUND SCHOOL DEBT PAYMENTS  
 FOR THE NEXT TEN FISCAL YEARS**

<b>Fiscal Year</b>	<b>Principal</b>	<b>Interest</b>	<b>Total</b>
2020	5,159,000	3,704,305	8,863,305
2019	5,360,500	3,387,455	8,747,955
2020	5,367,000	3,116,166	8,483,166
2021	5,648,000	2,838,331	8,486,331
2022	5,943,000	2,545,968	8,488,968
2023	6,243,500	2,238,580	8,482,080
2024	6,550,000	1,935,226	8,485,226
2025	6,844,000	1,636,600	8,480,600
2026	4,065,000	1,405,089	5,470,089
2027	4,206,000	1,257,733	5,463,733



## **GENERAL FUND REVENUES**

## GENERAL PROPERTY TAXES

General property taxes consist of taxes levied on real estate, personal property, mobile homes and machinery and tools. This revenue category also includes penalty, interest and other various fees collected that pertain to property taxes. An increase of \$0.01 to \$0.86 in the real estate tax rate is proposed. General property taxes are projected to increase \$2 million (4.15%).

The following table provides information on real estate and personal property rates for some comparable localities.

Real Estate Tax Rates		Personal Property Tax Rate	
Harrisonburg	\$0.85	Harrisonburg	\$3.50
Charlottesville	0.95	Charlottesville	4.20
Lynchburg	1.11	Lynchburg	3.80
Staunton	0.97	Staunton	2.90
Waynesboro	0.90	Waynesboro	5.00
Winchester	0.91	Winchester	4.80
Rockingham County	0.74	Rockingham County	3.00

Tax Rates are for Fiscal Year 2019.

### FY 2019-20 General Property Taxes Budget Highlights

- A 3% increase in projected real estate assessments, along with an increase of \$0.01 to \$0.86 in the real estate tax rate, is anticipated to provide an additional \$1.65 million in increased real estate tax revenue.
- Natural growth in personal property tax revenue is anticipated to provide an additional \$255,500 in increased revenue.

	FY 2019 Adopted	FY 2020 Proposed	FY 2020 Adopted	Increase (Decrease)	Percentage Change
Real estate	\$ 35,298,800	\$ 36,948,300	\$ -	\$ 1,649,500	4.67%
Personal property	9,937,100	10,192,600	-	255,500	2.57%
Public service corp	474,700	491,500	-	16,800	3.54%
Mobile homes	9,600	9,600	-	-	0.00%
Machinery and tools	2,274,300	2,325,800	-	51,500	2.26%
Penalty and interest	285,000	315,000	-	30,000	10.53%
Other	68,500	73,500	-	5,000	7.30%
<b>Total</b>	<b>\$ 48,348,000</b>	<b>\$ 50,356,300</b>	<b>\$ -</b>	<b>\$ 2,008,300</b>	<b>4.15%</b>

## OTHER LOCAL TAXES

Other local taxes consist of local taxes generated from within the city other than general property taxes. The more significant tax revenue includes sales tax, restaurant food (meals) tax, business license tax, and hotel and motel tax. No change in tax rates are being proposed. Other local taxes are projected to increase \$2.5 million (5.6%).

### FY 2019-20 Other Local Taxes Budget Highlights

- Sales tax revenue is projected to increase by \$1 million (7.5%).
- Natural revenue growth of \$585,700 (4.2%) is projected for restaurant food (meals) tax revenue.
- Natural revenue growth is anticipated to increase business license tax revenue by \$341,200 (4.9%).
- Hotel and motel (lodging) tax revenue is anticipated to increase by \$290,900 (10.1%).

	FY 2019 Adopted	FY 2020 Proposed	FY 2020 Adopted	Increase (Decrease)	Percentage Change
Sales tax	\$ 13,686,000	\$ 14,713,400	\$ -	\$ 1,027,400	7.51%
Restaurant food tax	13,803,300	14,389,000	-	585,700	4.24%
Business license tax	6,938,300	7,279,500	-	341,200	4.92%
Hotel and motel tax	2,868,400	3,159,300	-	290,900	10.14%
Motor vehicle license	1,306,100	1,284,400	-	(21,700)	-1.66%
Consumer utility tax	1,647,000	1,830,900	-	183,900	11.17%
Bank stock tax	760,000	785,000	-	25,000	3.29%
Cigarette tax	547,800	529,700	-	(18,100)	-3.30%
Other	2,511,900	2,555,600	-	43,700	1.74%
<b>Total</b>	<b>\$ 44,068,800</b>	<b>\$ 46,526,800</b>	<b>\$ -</b>	<b>\$ 2,458,000</b>	<b>5.58%</b>

## PERMITS, FEES AND LICENSES

Permits, privilege fees and regulatory licenses consist mainly of various permit fees charged by the Department of Planning and Community Development. The more significant revenue includes building permit fees, electrical permit fees, mechanical permit fees and fees for the Virginia Stormwater Management Program (VSMP). Permits, fees and licenses are projected to decrease \$37,500 (6%). There are no anticipated changes in the various fee schedules.

### FY 2019-20 Permits, Fees and Licenses Budget Highlights

- Building permit fees are projected to decrease by \$25,000.
- Other permit fees (electrical, mechanical and plumbing) are projected to decrease by \$15,000.

	FY 2019 Adopted	FY 2020 Proposed	FY 2020 Adopted	Increase (Decrease)	Percentage Change
Building permit fees	\$ 375,000	\$ 350,000	\$ -	\$ (25,000)	-6.67%
Other permit fees	165,000	150,000	-	(15,000)	-9.09%
VSMP fees	25,000	28,000	-	3,000	12.00%
Site plan review fees	15,000	15,000	-	-	0.00%
Animal licenses	5,000	4,000	-	(1,000)	-20.00%
Other	38,100	38,600	-	500	1.31%
<b>Total</b>	<b>\$ 623,100</b>	<b>\$ 585,600</b>	<b>\$ -</b>	<b>\$ (37,500)</b>	<b>-6.02%</b>

## FINES AND FORFEITURES

Fines and forfeitures consist mainly of various court fines, E-summons fee and parking fines. The most significant revenue item in this category is court fines. Fines and forfeitures are projected to decrease \$35,000 (4.6%).

### FY 2019-20 Fines and Forfeitures Budget Highlights

- Based on fiscal year 2019 projected revenue, it is anticipated that court fines will decrease \$25,000.
- All other fines and forfeitures are projected to decrease \$10,000.

	FY 2019 Adopted	FY 2020 Proposed	FY 2020 Adopted	Increase (Decrease)	Percentage Change
Court fines	\$ 625,000	\$ 600,000	\$ -	\$ (25,000)	-4.00%
E-summons fee	70,000	50,000	-	(20,000)	-28.57%
Parking fines	45,000	60,000	-	15,000	33.33%
Other	20,000	15,000	-	(5,000)	-25.00%
<b>Total</b>	<b>\$ 760,000</b>	<b>\$ 725,000</b>	<b>\$ -</b>	<b>\$ (35,000)</b>	<b>-4.61%</b>

## USE OF MONEY AND PROPERTY

Use of money and property consists of investment revenue and revenue from the rental of property. Use of money and property is projected to increase \$372,500 (66.2%).

### FY 2019-20 Use of Money and Property Budget Highlights

- Investment revenue is projected to increase \$370,000 from increasing interest rates.

	FY 2019 Adopted	FY 2020 Proposed	FY 2020 Adopted	Increase (Decrease)	Percentage Change
Investment revenue	\$ 550,000	\$ 920,000	\$ -	\$ 370,000	67.27%
Rental of property	10,000	10,000	-	-	0.00%
Other	2,500	5,000	-	2,500	100.00%
<b>Total</b>	<b>\$ 562,500</b>	<b>\$ 935,000</b>	<b>\$ -</b>	<b>\$ 372,500</b>	<b>66.22%</b>



## CHARGES FOR SERVICES

Charges for services consists of revenue charged for services provided by the city. The more significant revenue items include golf course fees and parks and recreation fees. Charges for services are projected to decrease \$12,000 (0.8%). There are no anticipated changes in the various fee schedules.

### FY 2019-20 Charges for Services Budget Highlights

- Golf course fees are anticipated to decrease \$10,000.

	FY 2019 Adopted	FY 2020 Proposed	FY 2020 Adopted	Increase (Decrease)	Percentage Change
Golf course	\$ 739,500	\$ 729,500	\$ -	\$ (10,000)	-1.35%
Parks and recreation	425,500	423,500	-	(2,000)	-0.47%
Rescue service	100,000	100,000	-	-	0.00%
Parking	113,500	113,500	-	-	0.00%
Law enforcement	50,000	50,000	-	-	0.00%
<b>Total</b>	<b>\$ 1,428,500</b>	<b>\$ 1,416,500</b>	<b>\$ -</b>	<b>\$ (12,000)</b>	<b>-0.84%</b>

## MISCELLANEOUS

Miscellaneous revenue consists mainly of the contribution from the Harrisonburg Electric Commission (HEC) and the contribution from James Madison University (JMU). Miscellaneous revenue is projected to increase \$70,500 (1.3%).

### FY 2019-20 Miscellaneous Budget Highlights

- The contribution from the JMU is anticipated to increase \$40,000.

	FY 2019 Adopted	FY 2020 Proposed	FY 2020 Adopted	Increase (Decrease)	Percentage Change
HEC contribution	\$ 5,200,000	\$ 5,200,000	\$ -	-	0.00%
JMU contribution	140,000	180,000	-	40,000	28.57%
Donations	46,000	46,000	-	-	0.00%
Other	161,500	192,000	-	30,500	18.89%
<b>Total</b>	<b>\$ 5,547,500</b>	<b>\$ 5,618,000</b>	<b>\$ -</b>	<b>\$ 70,500</b>	<b>1.27%</b>

## RECOVERED COSTS

Recovered costs consist of costs incurred by the city and subsequently reimbursed by another entity. This revenue consists of reimbursements from the Harrisonburg Redevelopment and Housing Authority (HRHA) for its share of debt service expenditures and other general costs recovered by the city. Recovered costs are projected to decrease \$31,525 (3.7%).

### FY 2019-20 Recovered Costs Budget Highlights

- HRHA will reimburse the city \$653,375 for its participation in two previously issued bonds.

	FY 2019 Adopted	FY 2020 Proposed	FY 2020 Adopted	Increase (Decrease)	Percentage Change
Reimb-HRHA	\$ 654,900	\$ 653,375	\$ -	\$ (1,525)	-0.23%
Reimb-MRL	26,844	26,844	-	-	0.00%
Recovered costs	100,000	120,000	-	20,000	20.00%
Other	80,000	30,000	-	(50,000)	-62.50%
<b>Total</b>	<b>\$ 861,744</b>	<b>\$ 830,219</b>	<b>\$ -</b>	<b>\$ (31,525)</b>	<b>-3.66%</b>

## STATE REVENUE

State revenue consists of various funding provided by the Commonwealth of Virginia or collected and remitted on the behalf of the city. State revenue includes categorical aid funding for highway maintenance and local police support, as well as, shared expenses for the Treasurer’s, Commissioner of the Revenue and Registrar’s offices. The state also collects and remits to the city the communications sales tax, the local share of taxes on deeds and a rental tax on rental cars. State revenue is projected to increase \$164,030 (1.6%).

### FY 2019-20 State Revenue Budget Highlights

- Highway and street maintenance funding is projected to increase \$136,700.
- Funding for local police support is projected to be \$1.4 million.
- Additional rental tax is projected to increase \$108,900 (45.1%).
- Communications sales tax revenue is projected to decrease \$128,400. This revenue item continues a trend for a number of years of declining from one year to the next.

	FY 2019 Adopted	FY 2020 Proposed	FY 2020 Adopted	Increase (Decrease)	Percentage Change
Highway maint.	\$ 4,931,800	\$ 5,068,500	\$ -	\$ 136,700	2.77%
Reimb-PPTRA	1,522,583	1,522,583	-	-	0.00%
Communications sales	1,462,000	1,333,600	-	(128,400)	-8.78%
Police support	1,378,000	1,400,888	-	22,888	1.66%
Shared services	308,800	319,000	-	10,200	3.30%
Tax on deeds	123,000	130,000	-	7,000	5.69%
Additional rental tax	241,300	350,200	-	108,900	45.13%
Fire programs funds	163,526	170,000	-	6,474	3.96%
Other	71,182	71,450	-	268	0.38%
<b>Total</b>	<b>\$ 10,202,191</b>	<b>\$ 10,366,221</b>	<b>\$ -</b>	<b>\$ 164,030</b>	<b>1.61%</b>

## FEDERAL REVENUE

Federal revenue is typically revenue received from grant funds that are to be used for specific purposes. Budgeted federal revenue consists mainly of VDOT HSIP Grants and the VSTOP Grant awarded to the Police Department. Federal revenue is projected to increase \$822,475.

### FY 2019-20 Federal Revenue Budget Highlights

- The city was awarded several VDOT grants through the Highway Safety Improvements Program. These grants total \$905,775.
- The COPS Hiring Grant revenue will decrease \$83,300 to reflect the full expiration of this grant funding.

	FY 2019 Adopted	FY 2020 Proposed	FY 2020 Adopted	Increase (Decrease)	Percentage Change
VDOT-HSIP Grant	\$ -	\$ 905,775	\$ -	\$ 905,775	#DIV/0!
COPS Hiring Grant	83,300	-	-	(83,300)	-100.00%
VSTOP Grant	40,000	40,000	-	-	0.00%
Other	7,500	7,500	-	-	0.00%
<b>Total</b>	<b>\$ 130,800</b>	<b>\$ 953,275</b>	<b>\$ -</b>	<b>\$ 822,475</b>	<b>628.80%</b>

## TRANSFERS

Transfers consist of funds transferred from other city funds and is comprised mainly of transfers from the Water and Sewer Funds. Transfers will increase \$1.1 million (55.3%).

### FY 2019-20 Transfers Budget Highlights

- Transfers from the Water and Sewer Funds will remain unchanged.
- \$1.1 million will be transferred from the Health Insurance Fund to partially fund Fire Station 4 renovations. These funds had been transferred to the Health Insurance Fund in fiscal year 2015 to cover a fund balance deficit and are now being returned to the General Fund.
- Transfers from the Public Transportation Fund and Stormwater Funds are included to offset the cost of overhead provided by the general administration in the General Fund and will decrease \$4,500.

	FY 2019 Adopted	FY 2020 Proposed	FY 2020 Adopted	Increase (Decrease)	Percentage Change
Water Fund	\$ 923,400	\$ 923,400	\$ -	\$ -	0.00%
Sewer Fund	923,400	923,400	-	-	0.00%
Health Ins. Fund	-	1,131,400	-	1,131,400	#DIV/0!
Public Transp. Fund	170,000	160,000	-	(10,000)	-5.88%
Stormwater Fund	19,900	25,400	-	5,500	27.64%
<b>Total</b>	<b>\$ 2,036,700</b>	<b>\$ 3,163,600</b>	<b>\$ -</b>	<b>\$ 1,126,900</b>	<b>55.33%</b>

## **GENERAL FUND EXPENDITURES**

## CITY COUNCIL (110111)

Harrisonburg is governed by a five-member City Council, who are elected for four-year staggered terms. This means that for one election cycle, three members are elected to Council for the next four years and two years later the other two members are elected to Council for the next four years. Council members are elected at-large, which means they each represent the entire city and not a specific district, ward or area. The Mayor and Vice Mayor are chosen by the full Council at their reorganization meeting, which is held every two years in odd-numbered years on January 2, or the following day if the 2<sup>nd</sup> falls on a Sunday or a legal holiday. Council meetings are held on the second and fourth Tuesday of each month in the City Hall Council Chambers.

The City Clerk is responsible for recording the official minutes of City Council meetings, maintaining all records and documents pertaining to the affairs of the City, and performing such other duties as may be required by law or as the City Council may direct.

### FY 2019-20 City Council Budget Highlights

- The City Council budget has increased \$30,800 in the proposed budget.
- The salaries for the City Clerk and City Council make up the majority of this budget.
- Dues and Memberships to entities, including the Virginia Municipal League and Virginia First Cities, represent the next highest spending category.
- Funding is also included for education, training and related expenditures for Council members and the City Clerk.

	<u>FY 2019 Adopted</u>	<u>FY 2020 Proposed</u>	<u>FY 2020 Adopted</u>	<u>Increase (Decrease)</u>	<u>Percentage Change</u>
Total Budget	\$ 194,001	\$ 224,834	\$ -	\$ 30,833	15.89%



## CITY MANAGER (120111)

The City Manager’s Office is responsible for leading an organization that is responsive to the directives and desires of the City Council and to the service needs of the citizens. The City Manager’s Office consists of the City Manager, Deputy City Manager, Assistant to the City Manager, Director of Communications, and Administrative Specialist. The Administrative Specialist position also supports the City Attorney’s office. The City Manager implements the policies of the City Council, directs business and administrative procedures, and appoints all department heads.

The Director of Communications is responsible for the internal and external communication material of the City, encourages civic and community engagement, leads the annual “Citizen’s Academy”, and serves as an information conduit on programs, services, issues and policies.

### FY 2019-20 City Manager’s Office Budget Highlights

- The proposed budget represents an increase of about \$67,500.

	<u>FY 2019 Adopted</u>	<u>FY 2020 Proposed</u>	<u>FY 2020 Adopted</u>	<u>Increase (Decrease)</u>	<u>Percentage Change</u>
Total Budget	\$ 605,194	\$ 672,695	\$ -	\$ 67,501	11.15%

## CITY ATTORNEY (120411)

The City Attorney's Office consists of the City Attorney and Assistant City Attorney. This office is responsible for advising the City Council and other City officials with respect to the legal affairs of the town, defending the City against lawsuits, drafting all legal documents and proposed ordinances and resolutions for the City, reviewing all agreements, contracts, franchises and other legal instruments on behalf of the City, attending all meetings of the City Council, performing such other duties as may be required by the office.

### FY 2019-20 City Attorney's Office Budget Highlights

- The City Attorney's Office budget remains essentially flat compared to the current year's budget.
- Funding is also included for Dues and Memberships to the Virginia Local Government Attorney's Association.
- Funding is also provided for education, training and related expenditures for the Attorneys.

	<u>FY 2019 Adopted</u>	<u>FY 2020 Proposed</u>	<u>FY 2020 Adopted</u>	<u>Increase (Decrease)</u>	<u>Percentage Change</u>
Total Budget	\$ 291,134	\$ 291,735	\$ -	\$ 601	0.21%

## HUMAN RESOURCES (120511)

The Human Resources Department oversees and coordinates the compensation and benefits program, recruitment, screening and selection of applicants, employee relations, and organizational development. The Department serves a City workforce of over 800 full-time, part-time and temporary employees.

### FY 2019-20 Human Resources Budget Highlights

- The proposed budget represents an increase of about \$6,600.

	<u>FY 2019 Adopted</u>	<u>FY 2020 Proposed</u>	<u>FY 2020 Adopted</u>	<u>Increase (Decrease)</u>	<u>Percentage Change</u>
Total Budget	\$ 464,473	\$ 471,031	\$ -	\$ 6,558	1.41%

## INDEPENDENT AUDITOR (120811)

The Independent Auditor is a non-city, non-departmental entity that reviews and expresses opinions on the City's financial statements per the specifications of the Auditor of Public Accounts of the Commonwealth of Virginia as well as the Federal Government. This budget appropriates funding to pay for the General Fund's share of the Independent Auditor.

### FY 2019-20 Independent Auditor Budget Highlights

- An increase of \$1,270 for the cost of the independent audit is projected.

	<u>FY 2019 Adopted</u>	<u>FY 2020 Proposed</u>	<u>FY 2020 Adopted</u>	<u>Increase (Decrease)</u>	<u>Percentage Change</u>
Total Budget	\$ 21,800	\$ 23,070	\$ -	\$ 1,270	5.83%

**COMMISSIONER OF REVENUE (120912, 121012, 121112)**

The Commissioner of Revenue is a constitutional office. Constitutional officers are directly elected by the voters for a term of four years and do not fall under the direct authority of City Council or the City Manager. The budgetary responsibility for the Commissioner includes the Commissioner’s office, Assessor (Real Estate office) office and the Board of Equalization.

Approximately 19% of the funding to operate the Commissioner’s Office is provided by the Commonwealth of Virginia, while the remaining 81% is provided by the City.

The Commissioner and Assessor’s duties include preparing real estate and personal property tax books and bills; assessing personal property, machinery and tools, merchants' capital, and some business taxes (like the business, professional, and occupational license tax); and assessing real estate. In addition, the commissioner serves a significant state function as a receiving point for state income tax forms.

The Board of Equalization is a three- to five-person board typically appointed by the circuit court to hear complaints about real estate assessments. The board may increase or decrease assessments.

**FY 2019-20 Commissioner of Revenue Budget Highlights**

- The Commissioner’s budget remains flat compared to the current year’s budget.

	<u>FY 2019 Adopted</u>	<u>FY 2020 Proposed</u>	<u>FY 2020 Adopted</u>	<u>Increase (Decrease)</u>	<u>Percentage Change</u>
Total Budget	\$ 461,585	\$ 462,326	\$ -	\$ 741	0.16%

- The Assessor’s budget has increased approximately \$3,100 compared to the current year budget.

	<u>FY 2019 Adopted</u>	<u>FY 2020 Proposed</u>	<u>FY 2020 Adopted</u>	<u>Increase (Decrease)</u>	<u>Percentage Change</u>
Total Budget	\$ 306,121	\$ 309,246	\$ -	\$ 3,125	1.02%

- The Board of Equalization budget has remained the same.

	<u>FY 2019 Adopted</u>	<u>FY 2020 Proposed</u>	<u>FY 2020 Adopted</u>	<u>Increase (Decrease)</u>	<u>Percentage Change</u>
Total Budget	\$ 3,025	\$ 3,025	\$ -	\$ -	0.00%

## TREASURER (121313)

The Treasurer's Office is also a constitutional office, with the Treasurer being directly elected by the voters for a term of four years. The Treasurer also does not fall under the direct authority of City Council or the City Manager. Approximately 20% of the funding to operate the Treasurer's Office is provided by the Commonwealth of Virginia, while the remaining 80% is provided by the City.

The Treasurer's office is charged with the collection, custody, and disbursement of city funds. The Treasurer also furnishes a monthly account of receipts and expenditures and a statement of the treasurer's account to City Council. The treasurer also collects funds for the state, reporting on these accounts to the state comptroller.

### FY 2019-20 Treasurer Budget Highlights

- The proposed budget has decreased approximately \$5,400 primarily due to a decrease in cigarette stamps purchased.

	<u>FY 2019 Adopted</u>	<u>FY 2020 Proposed</u>	<u>FY 2020 Adopted</u>	<u>Increase (Decrease)</u>	<u>Percentage Change</u>
Total Budget	\$ 688,363	\$ 682,919	\$ -	\$ (5,444)	-0.79%

## FINANCE (121511)

The Finance Department provides assistance to staff and elected officials in maintaining the City's overall financial stability through sound financial planning and management. It is responsible for the management of public funds and records in accordance with City ordinances, the Code of Virginia and other state and federal requirements. The Finance Department is also responsible for accounting, payroll, audit report preparation, purchasing, risk management, debt management, investments, and budgeting.

### FY 2019-20 Finance Budget Highlights

- The Finance budget has increased by \$56,000 compared to the current year's budget.
- Funding is included for a new Risk Manager position.

	<u>FY 2019 Adopted</u>	<u>FY 2020 Proposed</u>	<u>FY 2020 Adopted</u>	<u>Increase (Decrease)</u>	<u>Percentage Change</u>
Total Budget	\$ 593,290	\$ 649,885	\$ -	\$ 56,595	9.54%

## INFORMATION TECHNOLOGY (122011)

The Information Technology Department provides technical and professional technology support to City staff, maintains the City's computer network and infrastructure, and oversees the City's telephone networks, cell phones, and computer software.

### FY 2019-20 Information Technology Budget Highlights

- This budget has increased by almost \$700,000 compared to the current year's budget primarily from increased capital outlay.
- Capital outlay includes \$275,000 for a new city-wide phone system, \$148,000 for replacement backup storage at the Public Safety Building, \$120,000 for replacement tape backup systems and \$218,000 for other various information technology needs.

	<u>FY 2019 Adopted</u>	<u>FY 2020 Proposed</u>	<u>FY 2020 Adopted</u>	<u>Increase (Decrease)</u>	<u>Percentage Change</u>
Total Budget	\$ 1,753,869	\$ 2,452,239	\$ -	\$ 698,370	39.82%



## PURCHASING (122211)

Purchasing is a division of the Finance Department that oversees and audits all city purchases and payments for goods and services; prepares purchase orders; serves as risk manager and administrator of the City's comprehensive and liability insurance programs; maintains vendor information; processes 1099's, and prepares or assists with the preparation of Requests for Proposals and Invitations to Bid. Staffing consists of a Procurement Manager and Procurement Specialist.

### FY 2019-20 Purchasing Budget Highlights

- The overall budget has increased slightly as compared to the current year.
- The budget continues funding for a contract management solution.

	<u>FY 2019 Adopted</u>	<u>FY 2020 Proposed</u>	<u>FY 2020 Adopted</u>	<u>Increase (Decrease)</u>	<u>Percentage Change</u>
Total Budget	\$ 159,543	\$ 162,096	\$ -	\$ 2,553	1.60%

## ELECTORAL BOARD (130114)

The General Assembly, under the authority of the Constitution of Virginia, determines the state's election laws. Each county and city in the Commonwealth, however, has an independent Electoral Board that is responsible for the actual conduct of all federal, state, and local elections to public office within its jurisdiction. This Board is composed of three qualified voters of the locality who are appointed by the circuit court for three-year terms. Two members must be of the same political party as the incumbent governor. The third member must be of the political party that received the next highest number of votes in the gubernatorial election. The board also appoints the General Registrar, who is responsible for all voter registration matters. The general registrar serves for a four-year term.

The general registrar also:

- Manages the office of the general registrar.
- Serves as administrative officer for the electoral board.
- Follows local, state, and federal legislation that may impact voter registration or elections.
- Provides voter registration and election education to the public.
- Notifies voters of any changes in polling places or election districts.
- Checks candidates' petitions to determine the number of qualifying signatures on them.

### FY 2019-20 Electoral Board Budget Highlights

- This budget decreased by \$27,700 as compared to the current year budget due to this year being a non-election year.

		<u>FY 2019 Adopted</u>		<u>FY 2020 Proposed</u>		<u>FY 2020 Adopted</u>		<u>Increase (Decrease)</u>	<u>Percentage Change</u>
Total Budget	\$	235,845	\$	208,141	\$	-	\$	(27,704)	-11.75%

**POLICE – ADMINISTRATION (310131)**

The Harrisonburg Police Department, consisting of 112 full-time sworn officers, 21 full-time civilian employees, and 21 auxiliary officers is committed to enhancing the safety and quality of life in Harrisonburg. The Department is organized into the following five divisions for budget administration purposes: Administration, Operations, Criminal Investigations, Special Operations, and Grants.

The Department works cooperatively with the community within the framework of the law to preserve peace, reduce fear, and to provide a safe living and working environment.

The Administration Division includes the Police Chief, who is responsible for the oversight and management of all divisions and Senior Command Staff.

**FY 2019-20 Police Administration Budget Highlights**

- This budget shows an increase of \$813,000 over the current year’s budget primarily due to a department wide reorganization.
- Six police officers have been transferred into the Administration budget as part of the reorganization.
- One new department systems analyst for computer support and one new administrative position are being proposed.
- Ten vehicles are proposed for replacement in this budget. This is an increase of \$180,000 compared to the current year’s budget.

	<u>FY 2019 Adopted</u>	<u>FY 2020 Proposed</u>	<u>FY 2020 Adopted</u>	<u>Increase (Decrease)</u>	<u>Percentage Change</u>
Total Budget	\$ 3,781,274	\$ 4,594,024	\$ -	\$ 812,750	21.49%

**POLICE – OPERATIONS (310231)**

The Operations Division is the largest expenditure category of the total Police Department budget. Operations staff respond on a 24/7 basis to calls for service from the public. It is comprised of four patrol squads and a power shift.

**FY 2019-20 Police Operations Budget Highlights**

- This budget shows an increase of \$461,000 compared to the current year’s budget due to reorganizing a total of eight positions from other divisions.

	<u>FY 2019 Adopted</u>	<u>FY 2020 Proposed</u>	<u>FY 2020 Adopted</u>	<u>Increase (Decrease)</u>	<u>Percentage Change</u>
Total Budget	\$ 4,277,014	\$ 4,737,877	\$ -	\$ 460,863	10.78%

**POLICE – CRIMINAL INVESTIGATIONS (310331)**

The Criminal Investigations Division responsibilities include the investigation of violent crimes, major property crimes and other investigations which require a degree of specialized investigative approach. Each investigator has specialized training in areas such as sex crimes, crimes involving children, fraud, and computer crimes. The investigators utilize, and coordinate many local, state and federal resources in their investigative efforts, and work closely with the Office of the Commonwealth Attorney for the administration of justice.

**FY 2019-20 Police Criminal Investigations Budget Highlights**

- The proposed budget shows an increase of \$269,000 compared to the current budget, with the increase being generally attributed to reorganizing three positions from other divisions.

	<u>FY 2019 Adopted</u>	<u>FY 2020 Proposed</u>	<u>FY 2020 Adopted</u>	<u>Increase (Decrease)</u>	<u>Percentage Change</u>
Total Budget	\$ 1,421,980	\$ 1,690,535	\$ -	\$ 268,555	18.89%

## POLICE – SPECIAL OPERATIONS (310631)

The Special Operations Division encompasses various duties including traffic, criminal enforcement, gang task force, K9 officers, school resource officers, parking enforcement, auxiliary police, honor guard and special event public safety.

### FY 2019-20 Police Special Operations Budget Highlights

- The proposed budget has decreased by \$695,000. The decrease is predominantly due to the department-wide reorganization. A total of 12 positions have be transferred to other divisions.

	<u>FY 2019 Adopted</u>	<u>FY 2020 Proposed</u>	<u>FY 2020 Adopted</u>	<u>Increase (Decrease)</u>	<u>Percentage Change</u>
Total Budget	\$ 2,019,086	\$ 1,324,363	\$ -	\$ (694,723)	-34.41%

## POLICE – GRANTS (310731)

The Grants Division more effectively and efficiently manages the various grant-funded positions and programs that are implemented by HPD.

### FY 2019-20 Police Grants Budget Highlights

- The proposed budget has decreased by approximately \$216,000.
- With the expiration of the COPS Hiring Grant, four positions have been transferred to the Operations division.

	<u>FY 2019 Adopted</u>	<u>FY 2020 Proposed</u>	<u>FY 2020 Adopted</u>	<u>Increase (Decrease)</u>	<u>Percentage Change</u>
Total Budget	\$ 288,421	\$ 72,371	\$ -	\$ (216,050)	-74.91%

**FIRE – ADMINISTRATION (320132)**

The Harrisonburg Fire Department, consisting of eighty-seven employees, is committed to public safety and the reduction of loss of life and property within the City and surrounding areas. The Fire Department is organized into the following divisions for budget administration purposes: Administration, Suppression, Prevention, Training, Child Safety Alliance, and Emergency Services. The Department has four stations strategically located throughout the City.

The Administration Division includes the Fire Chief, who is responsible for the oversight and management of all divisions, and Senior Command staff.

**FY 2019-20 Fire Administration Budget Highlights**

- This budget has increased approximately \$20,000 as compared to the current fiscal year. This is primarily from a proposed new part-time Assistant to the Fire Chief position.

	<u>FY 2019 Adopted</u>	<u>FY 2020 Proposed</u>	<u>FY 2020 Adopted</u>	<u>Increase (Decrease)</u>	<u>Percentage Change</u>
Total Budget	\$ 713,776	\$ 733,406	\$ -	\$ 19,630	2.75%



## FIRE – SUPPRESSION (320232)

The Fire Suppression Division is the largest area of expense for the fire department, consisting of most of the firefighting personnel and emergency service first responders.

### FY 2019-20 Fire Suppression Budget Highlights

- The proposed budget is approximately \$390,000 less than the current year’s budget due to the purchase of a new fire truck budgeted in the fiscal year 2018-2019 budget.
- This budget includes an additional \$80,000 for the first year of a three-year commitment to replace firefighter turn out gear.

	<u>FY 2019 Adopted</u>	<u>FY 2020 Proposed</u>	<u>FY 2020 Adopted</u>	<u>Increase (Decrease)</u>	<u>Percentage Change</u>
Total Budget	\$ 7,661,494	\$ 7,271,796	\$ -	\$ (389,698)	-5.09%

## FIRE – PREVENTION (320332)

The Fire Prevention Division is responsible for three areas: education, inspections, and investigations. Public education further includes campus fire safety, recreational fires, kitchen fires and stove top fire stops, outdoor fire safety and fireworks. Fire code enforcement additionally encompasses nightclub inspections, fireworks in the City, and KNOX® Box Requirements.

### FY 2019-20 Fire Prevention Budget Highlights

- The Fire Prevention budget has decreased approximately \$29,000 generally from overtime pay and vacation and sick leave separation pay.
- This budget includes a proposed new part-time Fire Inspector position.
- The “Annual Smoke Alarm Check and Free Pizza Night” is included in this division.

		<u>FY 2019 Adopted</u>		<u>FY 2020 Proposed</u>		<u>FY 2020 Adopted</u>		<u>Increase (Decrease)</u>	<u>Percentage Change</u>
Total Budget	\$	623,671	\$	594,638	\$	-	\$	(29,033)	-4.66%

## FIRE – TRAINING (320432)

The Fire Training Division is responsible for coordinating and implementing the ongoing training requirements for HFD personnel.

### FY 2019-20 Fire Training Budget Highlights

- The proposed budget for the Fire Training Division reflects an increase of approximately \$89,000.
- This budget includes a proposed new full-time Fire Training/Safety Officer position. Capital outlay also includes \$35,000 for a new staff vehicle for this new position.

	<u>FY 2019 Adopted</u>	<u>FY 2020 Proposed</u>	<u>FY 2020 Adopted</u>	<u>Increase (Decrease)</u>	<u>Percentage Change</u>
Total Budget	\$ 267,634	\$ 356,973	\$ -	\$ 89,339	33.38%

## PUBLIC SAFETY BUILDING (320632)

The Public Safety Building Division is the source of funding for the operating, and maintenance costs of the Public Safety Building (formerly Harrison Plaza), which currently houses Police, Fire and the City/County Emergency Communications Center.

### FY 2019-20 Public Safety Building Budget Highlights

- The proposed budget for the Public Safety Building reflects a decrease of just under \$3,600.

	<u>FY 2019 Adopted</u>	<u>FY 2020 Proposed</u>	<u>FY 2020 Adopted</u>	<u>Increase (Decrease)</u>	<u>Percentage Change</u>
Total Budget	\$ 330,925	\$ 327,355	\$ -	\$ (3,570)	-1.08%

### CHILD SAFETY ALLIANCE (320732)

The Child Safety Alliance is a division of the Fire Department. Costs associated with the Alliance include support for the Safety Seat Technician and other programs focusing on the reduction of accidents involving children. Over 1,400 child safety seats are installed each year.

#### FY 2019-20 Child Safety Alliance Budget Highlights

- Funding in this budget maintains the City's commitment to providing a trained technician for installing child safety seats.

	<u>FY 2019 Adopted</u>	<u>FY 2020 Proposed</u>	<u>FY 2020 Adopted</u>	<u>Increase (Decrease)</u>	<u>Percentage Change</u>
Total Budget	\$ 62,721	\$ 61,760	\$ -	\$ (961)	-1.53%

### COURT APPOINTED ATTORNEY (330231)

The Court Appointed division is a budget account that only funds the City's share of Court appointed attorney costs. This separate division is required by the State Auditor of Public Accounts.

#### FY 2019-20 Court Appointed Attorney Budget Highlights

- There is no change to this budget.

	<u>FY 2019 Adopted</u>	<u>FY 2020 Proposed</u>	<u>FY 2020 Adopted</u>	<u>Increase (Decrease)</u>	<u>Percentage Change</u>
Total Budget	\$ 85,000	\$ 85,000	\$ -	\$ -	0.00%

### REGIONAL JUVENILE DETENTION (330531)

The Regional Juvenile Detention budget provides funding for the City's costs associated with being a member of the Shenandoah Valley Juvenile Commission (SVJC). Membership in the SVJC include the Counties of Augusta, Rockingham and Rockbridge and the Cities of Staunton, Waynesboro and Lexington. Funding for this budget division pays the City's share of operating costs and debt service of the SVJC.

#### FY 2019-20 Regional Juvenile Detention Budget Highlights

- This proposed budget shows a decrease of approximately \$91,000 (28.3%) due primarily to increased outside revenue that SVJC receives that offsets member contributions.

	<u>FY 2019 Adopted</u>	<u>FY 2020 Proposed</u>	<u>FY 2020 Adopted</u>	<u>Increase (Decrease)</u>	<u>Percentage Change</u>
Total Budget	\$ 322,432	\$ 231,304	\$ -	\$ (91,128)	-28.26%

## REGIONAL JAIL (330731)

The Regional Jail budget provides funding for the City's costs associated with being a member of the Middle River Regional Jail (MRRJ). The City joined the MRRJ as a 50-50 partner with Rockingham County. Other Authority members include the County of Augusta and the Cities of Staunton and Waynesboro. Funding for this budget division pays the City's share of operating costs, debt service, and a ten-year "buy-in" amount that was negotiated as part of the City and County joining the Authority.

### FY 2019-20 Regional Jail Budget Highlights

- This proposed budget shows an increase of approximately \$348,000 (16.2%) due a general increase in operating costs associated with an increasing inmate population and to the loss of bed rental revenue from Page County.

	<u>FY 2019 Adopted</u>	<u>FY 2020 Proposed</u>	<u>FY 2020 Adopted</u>	<u>Increase (Decrease)</u>	<u>Percentage Change</u>
Total Budget	\$ 2,148,823	\$ 2,496,895	\$ -	\$ 348,072	16.20%



**BUILDING INSPECTION (340121)**

Building Inspection is a division of the Department of Planning and Community Development. This division performs building plan review, permitting, and inspections for all permitted new construction and remodeling as well as provides general building code interpretation for the public. The division implements the Virginia Uniform Statewide Building Code along with International Codes.

**FY 2019-20 Building Inspection Budget Highlights**

- The proposed budget has increased approximately \$4,700 generally from an increase in salaries and wages.

	<u>FY 2019 Adopted</u>	<u>FY 2020 Proposed</u>	<u>FY 2020 Adopted</u>	<u>Increase (Decrease)</u>	<u>Percentage Change</u>
Total Budget	\$ 926,428	\$ 931,157	\$ -	\$ 4,729	0.51%

### ANIMAL CONTROL (350131)

Animal Control is a sub-unit of the Police Department’s Special Operations division. This unit is responsible for enforcing the Virginia Comprehensive Animal Laws, as well as the local ordinances relating to domestic animals. It identifies public safety issues and works directly with the community on animal and pet care issues. The Animal Control Officer acts as a liaison to and with the Rockingham-Harrisonburg SPCA. The City’s annual contribution to the SPCA is included in this budget.

#### FY 2019-20 Animal Control Budget Highlights

- The proposed Animal Control budget has decreased approximately \$2,400 but does include an increase of \$11,000 for the SPCA.
- This budget also includes the city’s animal control officer and a cross-trained police patrol officer who also serves as an assistant animal control officer.

	<u>FY 2019 Adopted</u>	<u>FY 2020 Proposed</u>	<u>FY 2020 Adopted</u>	<u>Increase (Decrease)</u>	<u>Percentage Change</u>
Total Budget	\$ 428,189	\$ 425,815	\$ -	\$ (2,374)	-0.55%

## EMERGENCY SERVICES (350532)

The Emergency Services budget captures those expenses related to Emergency Management, including specific software to manage large scale events such as snowstorms, natural disasters, and planned mass gatherings. This budget is also used to capture and disperse grant funding such as State and Federal hazardous materials, technical rescue, and emergency medical services grants and pass through funds.

### FY 2019-20 Emergency Services Budget Highlights

- Incorporates funding for an Automated External Defibrillator (AED) maintenance program for all AED devices located in public facilities.
- Includes funding for the expansion of Hazardous Materials Supplies including calibration gas, absorbent material, and testing equipment.

	<u>FY 2019 Adopted</u>	<u>FY 2020 Proposed</u>	<u>FY 2020 Adopted</u>	<u>Increase (Decrease)</u>	<u>Percentage Change</u>
Total Budget	\$ 75,657	\$ 75,603	\$ -	\$ (54)	-0.07%

## GENERAL ENGINEERING (410121)

General Engineering is a division of the Department of Planning and Community Development. This division is responsible for administering the City's engineered comprehensive site plan review process, erosion and sediment control regulations, and stormwater management requirements relative to site development. The division also provides professional services in support of other City departments in the areas of engineering and surveying. Among other functions, the division implements the Design and Construction Standards Manual, the Erosion and Sedimentation Control Ordinance, and the Stormwater Management Ordinance.

### FY 2019-20 General Engineering Budget Highlights

- The proposed budget for General Engineering has increased just over \$44,000 primarily from an increase in salaries and wages and an allowance for vacation and sick leave separation pay.

	<u>FY 2019 Adopted</u>	<u>FY 2020 Proposed</u>	<u>FY 2020 Adopted</u>	<u>Increase (Decrease)</u>	<u>Percentage Change</u>
Total Budget	\$ 754,194	\$ 798,494	\$ -	\$ 44,300	5.87%

## **PUBLIC WORKS**

The Public Works Department is organized into the following divisions in the General Fund for budget administration purposes: Highway and Street Maintenance, Street Lights, Snow and Ice Removal, Traffic Engineering, Highway and Street Beautification, and Street and Road Cleaning.

Public Works also administers budgets for the Sanitation Fund, Stormwater Fund, and Central Stores Fund, which are addressed in later pages of this document.

**PUBLIC WORKS - HIGHWAY AND STREET MAINTENANCE (410241)**

Highway and Street Maintenance is a division of the Department of Public Works. This division is responsible for a transportation network that encompasses over 323 lane miles of streets throughout the City, 70 miles of sidewalk, over 95 miles of curb and gutter, and 38 drainage structures (bridges and box culverts). In addition to maintenance of the City transportation infrastructure, this division also provides planning, design, and construction of projects for street improvements including bridge repair and replacement, major highway improvement projects, and bicycle/pedestrian facilities.

**FY 2019-20 Highway and Street Maintenance Budget Highlights**

- The Highway and Street Maintenance budget has decreased \$80,000 and includes funding for administrative staff, construction program inspectors, and field maintenance and construction crews.
- Capital outlay includes the replacement of a dump truck, a back hoe and two pickup trucks.
- Funding is also included for continued bridge maintenance, funding for sidewalk construction (new or renovated) per the Sidewalk Improvement Plan and for LED lighted street signs.

	<u>FY 2019 Adopted</u>	<u>FY 2020 Proposed</u>	<u>FY 2020 Adopted</u>	<u>Increase (Decrease)</u>	<u>Percentage Change</u>
Total Budget	\$ 6,561,306	\$ 6,480,857	\$ -	\$ (80,449)	-1.23%

## PUBLIC WORKS - STREET LIGHTS (410441)

Street Lights are a budget division of the Department of Public Works. This division consists of funding to pay for the provision of street lighting throughout the City and for liability insurance associated with providing the service. This service is provided in conjunction with Harrisonburg Electric Commission (HEC). HEC provides installation and maintenance and is then reimbursed for this work through this division. In total the City has a network of over 3,200 street lights.

### FY 2019-20 Street Lights Budget Highlights

- This budget has increased by \$26,000 primarily from increased electricity costs.

	<u>FY 2019 Adopted</u>	<u>FY 2020 Proposed</u>	<u>FY 2020 Adopted</u>	<u>Increase (Decrease)</u>	<u>Percentage Change</u>
Total Budget	\$ 532,650	\$ 559,017	\$ -	\$ 26,367	4.95%

**PUBLIC WORKS – SNOW AND ICE REMOVAL (410541)**

Snow and Ice Removal is a division of the Department of Public Works. This division exists for funding purposes only. Department-wide equipment, staffing and operations charges are applied to this budget when the City is experiencing inclement weather conditions. There are no public works employees who work solely in snow and ice removal. Costs for this division include staffing, operations and maintenance costs, materials and supplies, equipment, contracted services, and insurance. More than 60 employees and nearly 30 pieces of snow removal equipment are used throughout the City during snow and ice events.

**FY 2019-20 Snow and Ice Removal Budget Highlights**

- The budget is proposed to increase approximately \$52,000 compared to the current year’s budget primarily from the installation of salt spreader racks at the Park View shops.
- Capital outlay funding is provided for two replacement dump truck beds.

	<u>FY 2019 Adopted</u>	<u>FY 2020 Proposed</u>	<u>FY 2020 Adopted</u>	<u>Increase (Decrease)</u>	<u>Percentage Change</u>
Total Budget	\$ 284,858	\$ 336,962	\$ -	\$ 52,104	18.29%



**PUBLIC WORKS – TRAFFIC ENGINEERING (410741)**

Traffic Engineering is a division of the Department of Public Works. This division is responsible for installation and maintenance of traffic signals. Currently there are 85 signalized intersections in the City. This division also maintains all the traffic control signals along the travel ways, and provides installation and maintenance of all pavement markings (striping) for street and parking areas.

**FY 2019-20 Traffic Engineering Budget Highlights**

- This budget has increased \$549,000 (32.3%) as compared to the current fiscal year.
- Includes funding for several VDOT funded projects. These include \$160,000 for a traffic signal optimization and timing study, \$445,000 for city-wide audible pedestrian signals and \$302,000 for city-wide flashing yellow arrows.
- Capital outlay Includes \$87,000 for traffic management equipment and funding for the continued installation of LED lighted street signs at major intersections.

	<u>FY 2019 Adopted</u>	<u>FY 2020 Proposed</u>	<u>FY 2020 Adopted</u>	<u>Increase (Decrease)</u>	<u>Percentage Change</u>
Total Budget	\$ 1,702,905	\$ 2,252,341	\$ -	\$ 549,436	32.26%

**PUBLIC WORKS – HIGHWAY & STREET BEAUTIFICATION (410841)**

Highway and Street Beautification is a division of the Department of Public Works. This division is responsible for maintaining nearly 200 acres of public right of way (green space) that requires mowing and routine maintenance.

**FY 2019-20 Highway and Street Beautification Budget Highlights**

- This budget has increased approximately \$8,000 compared to the current budget.

	<u>FY 2019 Adopted</u>	<u>FY 2020 Proposed</u>	<u>FY 2020 Adopted</u>	<u>Increase (Decrease)</u>	<u>Percentage Change</u>
Total Budget	\$ 317,142	\$ 325,509	\$ -	\$ 8,367	2.64%

**PUBLIC WORKS – DOWNTOWN PARKING MAINTENANCE (410941)**

Downtown Parking Maintenance is a division of the Department of Public Works. This division is responsible for the maintenance of all city-owned downtown parking spaces including parking decks and parking lots.

**FY 2019-20 Downtown Parking Maintenance Budget Highlights**

- This budget has increased by \$54,800 due to the purchase of a new downtown street sweeper.
- Capital outlay includes \$60,000 for a replacement street sweeper.

	<u>FY 2019 Adopted</u>	<u>FY 2020 Proposed</u>	<u>FY 2020 Adopted</u>	<u>Increase (Decrease)</u>	<u>Percentage Change</u>
Total Budget	\$ 129,688	\$ 184,502	\$ -	\$ 54,814	42.27%

**PUBLIC WORKS – STREET AND ROAD CLEANING (420241)**

Street and Road Cleaning is a division of the Department of Public Works. This division is responsible for all publicly maintained streets, parking lots, trails and sidewalks. This division maintains two mechanical street sweepers for street cleaning and one smaller sweeper for cleaning downtown. Street cleaning also provides fall leaf collection for the City.

**FY 2019-20 Street and Road Cleaning Budget Highlights**

- This budget reflects a \$14,000 increase mainly attributed to an increase in Central Garage charges.

	<u>FY 2019 Adopted</u>	<u>FY 2020 Proposed</u>	<u>FY 2020 Adopted</u>	<u>Increase (Decrease)</u>	<u>Percentage Change</u>
Total Budget	\$ 412,927	\$ 427,065	\$ -	\$ 14,138	3.42%

## GENERAL PROPERTIES (430221)

General Properties is a budget division that is primarily responsible for the care and maintenance of City Hall and other city-owned facilities as required. This department also includes utility costs and service contracts which include elevator maintenance, HVAC maintenance, and security systems for City Hall.

### FY 2019-20 General Properties Budget Highlights

- This budget is essentially flat compared to the current year budget.

	<u>FY 2019 Adopted</u>	<u>FY 2020 Proposed</u>	<u>FY 2020 Adopted</u>	<u>Increase (Decrease)</u>	<u>Percentage Change</u>
Total Budget	\$ 316,179	\$ 315,591	\$ -	\$ (588)	-0.19%

## HEALTH DEPARTMENT (510111)

The Virginia Code requires every city and county to have a local health department. The local governing body may contract with the State Board of Health to administer the health services mandated by the Board. The state health commissioner appoints the local director. The director and staff are state employees. The contract specifies the amount of state and local funding to support the provision of required health services. Most Virginia cities and counties operate under this model, and most of these districts are regional. Harrisonburg is part of the Central Shenandoah Health District.

### FY 2019-20 Health Department Budget Highlights

- The proposed budget for the Health Department reflects an approximate \$34,000 increase over the current year's budget.

	<u>FY 2019 Adopted</u>	<u>FY 2020 Proposed</u>	<u>FY 2020 Adopted</u>	<u>Increase (Decrease)</u>	<u>Percentage Change</u>
Total Budget	\$ 453,023	\$ 486,929	\$ -	\$ 33,906	7.48%

**COMMUNITY SERVICES BOARD (520511)**

Community Services Boards (CSBs) or Behavioral Health Authorities (BHAs) carry out a system of community-based services, collectively known as behavioral health services (mental health, mental retardation, and substance abuse services) that are mandated by the Commonwealth. A CSB may serve one locality or a combination of localities. Harrisonburg and Rockingham County share a CSB. The local CSB operates independently of the City and County but receives funding from both. Both City Council and the Board of Supervisors appoint CSB board members. CSB funding comes from a combination of federal, state, and local funds. Funding amounts are established through an annual performance contract between the localities, the CSB and the Commonwealth.

**FY 2019-20 Community Services Board Budget Highlights**

- The proposed budget for the Community Services Board reflects an increase of \$170,000 (17.8%) over the current year’s budget.
- An additional amount of funding in the amount of \$125,000 is provided for the city’s share of the CSB’s debt service for new facility construction.

	<u>FY 2019 Adopted</u>	<u>FY 2020 Proposed</u>	<u>FY 2020 Adopted</u>	<u>Increase (Decrease)</u>	<u>Percentage Change</u>
Total Budget	\$ 955,773	\$ 1,125,773	\$ -	\$ 170,000	17.79%

**TAX RELIEF FOR THE ELDERLY & DISABLED VETERANS (530611)**

Virginia law allows for localities to grant real estate and personal property tax relief to the elderly (at least 65 years old) and disabled veterans. An application must be submitted annually to the Commissioner of Revenue to claim the exemption. The Treasurer is required to enclose a written notice, in each real estate tax bill, of the terms and conditions of tax exemption and employ any other reasonable means necessary to notify residents of the tax exemption program.

**FY 2019-20 Tax Relief for the Elderly & Disabled Veterans Budget Highlights**

- The proposed budget for Tax Relief is unchanged compared to the current year’s budget.

	<u>FY 2019 Adopted</u>	<u>FY 2020 Proposed</u>	<u>FY 2020 Adopted</u>	<u>Increase (Decrease)</u>	<u>Percentage Change</u>
Total Budget	\$ 125,000	\$ 125,000	\$ -	\$ -	0.00%



**PARKS AND RECREATION – ADMINISTRATION (710171)**

The Parks and Recreation Administration provides leadership, development of short and long-range goals and plans as well as department logistics such as payroll and payment of obligations. Administration also assists with individual program areas and divisions across the department.

**FY 2019-20 Parks and Recreation Administration Budget Highlights**

- The proposed budget has decreased approximately \$23,000 primarily from vacation and sick leave separation pay budgeted in the current year.
- Capital outlay funding includes floor insulation at the Price Rotary Senior Center.

	<u>FY 2019 Adopted</u>	<u>FY 2020 Proposed</u>	<u>FY 2020 Adopted</u>	<u>Increase (Decrease)</u>	<u>Percentage Change</u>
Total Budget	\$ 1,015,101	\$ 991,931	\$ -	\$ (23,170)	-2.28%

**PARKS AND RECREATION – PARK MAINTENANCE (710271)**

The Park Maintenance division provides a comprehensive program of park and facility maintenance services in accordance with established standards and best practices for more than twenty parks and recreational facilities.

**FY 2019-20 Park Maintenance Budget Highlights**

- The Parks Maintenance division’s budget has increased approximately \$32,000 primarily due to capital outlay.
- Capital outlay includes \$40,000 for a replacement dump truck, \$30,000 for the new Dog Park, \$13,650 for improvements to the Park View shop and \$23,400 for general playground equipment replacement.

	<u>FY 2019 Adopted</u>	<u>FY 2020 Proposed</u>	<u>FY 2020 Adopted</u>	<u>Increase (Decrease)</u>	<u>Percentage Change</u>
Total Budget	\$ 1,400,895	\$ 1,432,740	\$ -	\$ 31,845	2.27%

**PARKS AND RECREATION – FIELD MAINTENANCE (710371)**

The Field Maintenance division provides a comprehensive program of field and turf maintenance services in accordance with established standards and best practices for parks and recreational facilities. This is a newly created division of Parks and Recreation, established to better track costs related to and specific to field and turf maintenance at facilities including Ramblewood Park, Purcell Park, Smithland Road Park, and Ralph Sampson athletic fields.

The goal of this division is to ensure safety and the playability of turf fields as well as their sustainability in the face of increased usage, and enhance their attractiveness for potential tournament play.

**FY 2019-20 Field Maintenance Budget Highlights**

- The Field Maintenance division budget has increased over \$15,000 primarily due to repairs and maintenance.
- Capital outlay funding in the amount of \$44,000 is provided for the purchase of a replacement tractor with a loader and \$40,000 for a replacement pickup truck.

	<u>FY 2019 Adopted</u>	<u>FY 2020 Proposed</u>	<u>FY 2020 Adopted</u>	<u>Increase (Decrease)</u>	<u>Percentage Change</u>
Total Budget	\$ 463,870	\$ 479,207	\$ -	\$ 15,337	3.31%

**PARKS AND RECREATION – REC CENTER AND PLAYGROUNDS (710471)**

This division includes the Community Activities Center which provides recreational programs including a gymnasium, weight training and fitness area, licensed pre-school, after school and summer child care, facility rentals, special needs programs, and special events programs, as well as playground areas and the Skate Park.

**FY 2019-20 Recreation Center and Playgrounds – Budget Highlights**

- The Recreation Center division budget has decreased approximately \$62,000 primarily from the reorganization of one full-time position to a another division.
- Reflects changing some contracted service positions to part-time employees for various recreation center programs.

	<u>FY 2019 Adopted</u>	<u>FY 2020 Proposed</u>	<u>FY 2020 Adopted</u>	<u>Increase (Decrease)</u>	<u>Percentage Change</u>
Total Budget	\$ 717,214	\$ 655,405	\$ -	\$ (61,809)	-8.62%

**PARKS AND RECREATION – SIMMS RECREATION CENTER (710671)**

The Simms Recreation Center provides recreational programs that include a gymnasium, weight training and fitness area, facility rentals, and special events programs.

The Simms Center also houses the Boys and Girls Club, and the ARC/Op-Shop, providing administrative space for the programs and defined recreation program areas.

**FY 2019-20 Simms Recreation Center Budget Highlights**

- The Simms Recreation Center division budget has decreased \$21,800 compared to the current year’s budget primarily from a reduction in capital outlay.
- Capital outlay funding is provided for replacement tables and chairs.

	<u>FY 2019 Adopted</u>	<u>FY 2020 Proposed</u>	<u>FY 2020 Adopted</u>	<u>Increase (Decrease)</u>	<u>Percentage Change</u>
Total Budget	\$ 387,787	\$ 365,988	\$ -	\$ (21,799)	-5.62%

**PARKS AND RECREATION – WESTOVER POOL (710771)**

The Westover Pool provides a year-round comprehensive aquatic program for the community including High School swim meets and community swim team meets, open swim, and special events and programs.

**FY 2019-20 Westover Pool Budget Highlights**

- The Westover Pool division budget has increased approximately \$6,700 primarily due to an increase in water utility costs.

	<u>FY 2019 Adopted</u>	<u>FY 2020 Proposed</u>	<u>FY 2020 Adopted</u>	<u>Increase (Decrease)</u>	<u>Percentage Change</u>
Total Budget	\$ 481,298	\$ 487,982	\$ -	\$ 6,684	1.39%

**PARKS AND RECREATION – ATHLETICS (710871)**

The Athletics division provides management and implementation of youth and adult athletic programs and camps. It also provides assistance in the management of athletic facilities.

**FY 2019-20 Athletics – Budget Highlights**

- The Athletics division budget has increased approximately \$114,000 primarily from the reorganization of several positions to Athletics from other divisions.

	<u>FY 2019 Adopted</u>	<u>FY 2020 Proposed</u>	<u>FY 2020 Adopted</u>	<u>Increase (Decrease)</u>	<u>Percentage Change</u>
Total Budget	\$ 293,948	\$ 408,162	\$ -	\$ 114,214	38.86%

**PARKS AND RECREATION – GOLF COURSE GROUNDS MAINTENANCE (730271)**

The goal of the Golf Course Maintenance division is to implement best practices in the care and condition of the City’s 18-hole golf course, including turf health, overall course conditions and equipment maintenance. Activities specific to turf health include aeration, top dressing, and soil conditioning.

**FY 2019-20 Golf Course Grounds Maintenance Budget Highlights**

- The Golf Course Grounds Maintenance division budget has increased approximately \$18,400 primarily due to maintenance and repair to the golf course and cart paths.

	<u>FY 2019 Adopted</u>	<u>FY 2020 Proposed</u>	<u>FY 2020 Adopted</u>	<u>Increase (Decrease)</u>	<u>Percentage Change</u>
Total Budget	\$ 706,177	\$ 724,587	\$ -	\$ 18,410	2.61%



## PARKS AND RECREATION – GOLF COURSE CLUBHOUSE (730371)

The Golf Course Clubhouse division manages the day-to-day operations of the City's 18-hole golf course. Duties include providing exceptional customer service, promoting the golf course and its amenities, cleaning and staging golf carts, supervising pace of play and player conduct, pro-shop operations, marketing and organization of leagues, tournaments and events.

### FY 2019-20 Golf Course Clubhouse Budget Highlights

- The Golf Course Clubhouse division budget has decreased approximately \$5,000.
- Capital outlay funding is provided for the potential relocation of several tee boxes at the driving range.

	<u>FY 2019 Adopted</u>	<u>FY 2020 Proposed</u>	<u>FY 2020 Adopted</u>	<u>Increase (Decrease)</u>	<u>Percentage Change</u>
Total Budget	\$ 554,566	\$ 549,565	\$ -	\$ (5,001)	-0.90%

## REGIONAL LIBRARY (750511)

The Regional Library budget provides funding for the City's costs associated with the Massanutten Regional Library (MRL). In addition to the city, MRL serves the Counties of Rockingham and Page.

### FY 2019-20 Regional Library Budget Highlights

- This proposed budget shows an increase of approximately \$27,000 (4.9%).

	<u>FY 2019 Adopted</u>	<u>FY 2020 Proposed</u>	<u>FY 2020 Adopted</u>	<u>Increase (Decrease)</u>	<u>Percentage Change</u>
Total Budget	\$ 550,477	\$ 577,320	\$ -	\$ 26,843	4.88%

**PLANNING AND ZONING (810121 and 810221)**

Planning and Zoning are divisions of the Department of Planning and Community Development. These divisions are directly responsible for maintaining the City’s Comprehensive Plan and, in general, propose, facilitate, and provide recommendations for land use policies that reflect the long-range goals of the City. They implement the Comprehensive Plan by drafting, enforcing, and revising the City’s Subdivision, Zoning, and Sign Ordinances. Among other duties, they coordinate the review of property subdivisions, rezonings, special use permits, street and alley closings, and other miscellaneous development processes that are ultimately reviewed by City Council. Personnel within the divisions also provide direct support to Planning Commission and the Board of Zoning Appeals.

**FY 2019-20 Planning and Zoning Budget Highlights**

- The Planning budget has increased approximately \$80,000 primarily from a 3-year commitment to hire an outside firm to review and rewrite the city’s zoning ordinances.

	<u>FY 2019 Adopted</u>		<u>FY 2020 Proposed</u>		<u>FY 2020 Adopted</u>		<u>Increase (Decrease)</u>		<u>Percentage Change</u>
Total Budget	\$ 222,863	\$	303,137	\$	-	\$	80,274		36.02%

- The Zoning budget has increased approximately \$16,000 compared to the current year’s budget.

	<u>FY 2019 Adopted</u>		<u>FY 2020 Proposed</u>		<u>FY 2020 Adopted</u>		<u>Increase (Decrease)</u>		<u>Percentage Change</u>
Total Budget	\$ 166,010	\$	181,948	\$	-	\$	15,938		9.60%

**BOARD OF ZONING APPEALS (810421)**

The Board of Zoning Appeals (BZA) members are appointed by the Circuit Court and serve five-year terms; one member of the Planning Commission serves on this Board. The BZA is a quasi-judicial board and has the following powers:

- to hear and decide appeals to the decisions of the Zoning Administrator in the application of the Zoning Ordinance;
- to authorize upon request in specific cases a variance from the Zoning Ordinance;
- to hear and decide applications for the interpretation of the zoning district map, where there is a question as to the location of a district boundary;
- to determine, in cases of uncertainty, of the district classification of any use not specifically named in the Zoning Ordinance, provided the use is in keeping with uses specifically permitted in the district in which the use is to be classified.

This budget division funds minimal part-time salaries and wages to Board members (they are only paid if the Board needs to hold hearings), advertising costs and training and travel costs.

**FY 2019-20 Board of Zoning Appeals Budget Highlights**

- Funding includes ongoing training for BZA members.

	<u>FY 2019 Adopted</u>		<u>FY 2020 Proposed</u>		<u>FY 2020 Adopted</u>		<u>Increase (Decrease)</u>		<u>Percentage Change</u>
Total Budget	\$	5,547	\$	5,597	\$	-	\$	50	0.90%

**ECONOMIC DEVELOPMENT (810521 and 810821)**

The Economic Development Department is engaged in activities intended to improve the City’s economy and foster a better quality of life for citizens. The Department consists of Economic Development and the Tourism and Visitor’s Services division. Responsibilities of the Economic Development Department include:

- Attraction of new jobs
- Creation of new tax revenues
- Revitalization of blighted areas
- Attraction/retention of business and industry
- Workforce development
- Attraction of new shopping opportunities
- Development of tourist attractions
- Visitor’s Services

**FY 2019-20 Economic Development Budget Highlights**

- The proposed Economic Development budget includes a net decrease of about \$120,000 primarily from the Shenandoah Valley Conference Center payment. This payment is now being budgeted in a separate budget department.
- Funding includes funding for the Property Rehabilitation Tax Relief Program and various developer incentive grants.
- Funding includes a partnership with the Massanutten Technical Center to further develop the local cybersecurity sector. Funding is also provided for further workforce development initiatives.

	<u>FY 2019 Adopted</u>	<u>FY 2020 Proposed</u>	<u>FY 2020 Adopted</u>	<u>Increase (Decrease)</u>	<u>Percentage Change</u>
Total Budget	\$ 991,695	\$ 871,676	\$ -	\$ (120,019)	-12.10%

- The Tourism and Visitor’s Services division budget remains essentially flat. This budget includes the funding for staffing and operations of the Hardesty-Higgins House.

	<u>FY 2019 Adopted</u>	<u>FY 2020 Proposed</u>	<u>FY 2020 Adopted</u>	<u>Increase (Decrease)</u>	<u>Percentage Change</u>
Total Budget	\$ 464,400	\$ 464,368	\$ -	\$ (32)	-0.01%

## BLACKS RUN GREENWAY (820241)

The Blacks Run Greenway is a division of the Public Works department. The primary purpose is to help facilitate the clean-up and beautification of Blacks Run including removal of trash, debris, overgrowth and other pollutants, planting of low-maintenance perennial native plants to aid in the prevention of erosion and directing volunteer cleanup activities.

### FY 2019-20 Blacks Run Greenway – Budget Highlights

- The Blacks Run Greenway budget has decreased approximately \$28,000 primarily from a decrease in capital outlay.
- Approximately 60% of this budget is supported by a Zane Showker Foundation grant.

	<u>FY 2019 Adopted</u>	<u>FY 2020 Proposed</u>	<u>FY 2020 Adopted</u>	<u>Increase (Decrease)</u>	<u>Percentage Change</u>
Total Budget	\$ 112,520	\$ 84,264	\$ -	\$ (28,256)	-25.11%

## CONTRIBUTIONS (910411)

The Contributions budget is a listing of non-city, non-departmental entities to which the City makes annual contributions. Some of the entities listed, including Central Shenandoah Planning District Commission, Blue Ridge Community College, and Shenandoah Valley Regional Airport, are considered non-discretionary, meaning there are statutory or contractual obligations in place for them. For some of the other entities listed, there is no legal obligation on the part of Council to provide funding.

### FY 2019-20 Contributions Budget Highlights

- An increase of approximately \$14,000 is proposed for this budget primarily for the Harrisonburg Rescue Squad (HRS) Line of Duty Act coverage which is reimbursed 50% by the HRS.
- All other contributions remain at or less than current fiscal year levels.

	<u>FY 2019 Adopted</u>	<u>FY 2020 Proposed</u>	<u>FY 2020 Adopted</u>	<u>Increase (Decrease)</u>	<u>Percentage Change</u>
Total Budget	\$ 784,053	\$ 797,957	\$ -	\$ 13,904	1.77%

## JOINT OPERATIONS (910511)

Joint Operations includes City-County jointly funded services which include costs for the Sheriff's Office, Harrisonburg-Rockingham Jail, Circuit Court, General District Court, Commonwealth Attorney's Office, Circuit Court Clerk's Office, Court Services Office, Social Services District, and Children Services Act (CSA) Office.

### FY 2019-20 Joint Operations Budget Highlights

- The proposed budget for Joint Operations reflects a net increase of about \$222,000. The increase is primarily due to the city's share of capital outlay for a replacement roof at the jail and replacement flooring at the courthouse.

	<u>FY 2019 Adopted</u>	<u>FY 2020 Proposed</u>	<u>FY 2020 Adopted</u>	<u>Increase (Decrease)</u>	<u>Percentage Change</u>
Total Budget	\$ 8,649,898	\$ 8,872,000	\$ -	\$ 222,102	2.57%



**CONFERENCE CENTER (910811)**

The Conference Center budgets the tax revenue generated from the Hotel Madison and the Shenandoah Valley Conference Center that is required to be paid to the JMU Foundation based on an agreement between the City, the JMU Foundation and the Harrisonburg Economic Development Authority.

**FY 2019-20 Conference Center Budget Highlights**

- The proposed budget projects \$1.1 million in tax revenue payments. This was initially budgeted in the Economic Development department in the current year’s budget.

	<u>FY 2019 Adopted</u>	<u>FY 2020 Proposed</u>	<u>FY 2020 Adopted</u>	<u>Increase (Decrease)</u>	<u>Percentage Change</u>
Total Budget	\$ -	\$ 1,100,000	\$ -	\$ 1,100,000	#DIV/0!

## RESERVE FOR CONTINGENCIES (940111)

Reserve for Contingencies is funding set aside in each annual budget for unexpected expenditures that may occur during the fiscal year. The funding appropriated for this budget item represents less than one percent of the total amount of the General Fund budget.

### FY 2019-20 Budget Highlights

- This budget includes \$775,000 for a 3% General Fund salary increase. Once approved by City Council the salary increases will be distributed throughout the General Fund department budgets.

	<u>FY 2019 Adopted</u>	<u>FY 2020 Proposed</u>	<u>FY 2020 Adopted</u>	<u>Increase (Decrease)</u>	<u>Percentage Change</u>
Total Budget	\$ 215,000	\$ 1,064,450	\$ -	\$ 849,450	395.09%

## DEBT SERVICE (980142)

The Debt Service budget item provides funding to service the City's General Fund bonded indebtedness and capital lease obligations. The funding appropriated for this budget item currently represents 12.85% of General Fund budget expenditures. City's Financial Management Policies impose a 15% limitation on the amount of the General Fund budget that can be dedicated to debt service.

### FY 2019-20 Debt Service Budget Highlights

- The proposed debt service budget shows a net increase of approximately \$342,000 for the debt service on the new high school land purchased during the current fiscal year.
- Debt service for the new high school property is approximately \$425,000.

	<u>FY 2019 Adopted</u>	<u>FY 2020 Proposed</u>	<u>FY 2020 Adopted</u>	<u>Increase (Decrease)</u>	<u>Percentage Change</u>
Total Budget	\$ 15,548,819	\$ 15,890,718	\$ -	\$ 341,899	2.20%

## TRANSFERS (990111)

Transfers represent funds that are appropriated to other funds in support of the operations of those funds. Funding includes transfers to the Emergency Communications Center Fund, General Capital Projects Fund, School Fund and Public Transportation Fund.

### FY 2019-20 Transfers Budget Highlights

- The proposed budget for Transfers reflects an overall increase of \$3 million (7.7%).
- An increase in the proposed funding to the School Fund of \$1.4 million. This represents approximately 29% of the total General Fund budget.
- An increase of approximately \$1.5 million for the General Capital Projects Fund for various projects.

	<u>FY 2019 Adopted</u>	<u>FY 2020 Proposed</u>	<u>FY 2020 Adopted</u>	<u>Increase (Decrease)</u>	<u>Percentage Change</u>
Total Budget	\$ 38,335,967	\$ 41,303,959	\$ -	\$ 2,967,992	7.74%

**OTHER FUNDS  
REVENUES AND EXPENDITURES**

## SCHOOL FUND

School funding (which includes school bus operations) represents the largest single expenditure in the city's General Fund budget. The proposed School Fund budget is \$3.6 million (4.5%) more than the fiscal year 2019 budget. The proposed budget recommends funding the \$1.4 million requested School Board increase bringing total funding to \$35.8 million. Based on this proposed funding, the transfer to the School Board represents approximately 30% of the General Fund budget. In addition to the direct school funding transfer, current debt service expenditures paid from the General Fund for school facilities total approximately \$8.9 million bringing total school related funding to approximately 36.1% of the total General Fund budget.

### Revenue

	FY 2019 Adopted	FY 2020 Proposed	FY 2020 Adopted	Increase (Decrease)	Percentage Change
Charges for services	\$ 1,894,675	\$ 1,853,394	\$ -	\$ (41,281)	-2.18%
State revenue	40,692,842	42,808,103	-	2,115,261	5.20%
Federal revenue	2,943,864	3,073,451	-	129,587	4.40%
Transfers in	34,419,222	35,803,308	-	1,384,086	4.02%
<b>Total</b>	<b>\$ 79,950,603</b>	<b>\$ 83,538,256</b>	<b>\$ -</b>	<b>\$ 3,587,653</b>	<b>4.49%</b>

### Expenditures

	FY 2019 Adopted	FY 2020 Proposed	FY 2020 Adopted	Increase (Decrease)	Percentage Change
Instruction	\$ 61,318,279	\$ 64,371,046	\$ -	\$ 3,052,767	4.98%
Administration	4,533,159	4,742,138	-	208,979	4.61%
Pupil transportation	4,327,727	4,358,704	-	30,977	0.72%
Operations/maint.	6,031,006	6,184,924	-	153,918	2.55%
Technology	3,740,432	3,881,444	-	141,012	3.77%
<b>Total</b>	<b>\$ 79,950,603</b>	<b>\$ 83,538,256</b>	<b>\$ -</b>	<b>\$ 3,587,653</b>	<b>4.49%</b>

**SCHOOL NUTRITION FUND**

This fund’s budget of \$4.4 million is flat compared to the current year budget.

**Revenue**

	<u>FY 2019 Adopted</u>	<u>FY 2020 Proposed</u>	<u>FY 2020 Adopted</u>	<u>Increase (Decrease)</u>	<u>Percentage Change</u>
Charges for services	\$ 696,105	\$ 459,903	\$ -	\$ (236,202)	-33.93%
State revenue	132,000	158,000	-	26,000	19.70%
Federal revenue	<u>3,600,000</u>	<u>3,808,600</u>	-	208,600	5.79%
Total	<u>\$ 4,428,105</u>	<u>\$ 4,426,503</u>	<u>\$ -</u>	<u>\$ (1,602)</u>	<u>-0.04%</u>

**Expenditures**

	<u>FY 2019 Adopted</u>	<u>FY 2020 Proposed</u>	<u>FY 2020 Adopted</u>	<u>Increase (Decrease)</u>	<u>Percentage Change</u>
Food service	\$ 4,398,105	\$ 4,401,503	\$ -	\$ 3,398	0.08%
Technology	<u>30,000</u>	<u>25,000</u>	-	(5,000)	-16.67%
Total	<u>\$ 4,428,105</u>	<u>\$ 4,426,503</u>	<u>\$ -</u>	<u>\$ (1,602)</u>	<u>-0.04%</u>

**EMERGENCY COMMUNICATIONS CENTER FUND**

The Emergency Communications Center (ECC) Fund is a joint venture with Rockingham County. The ECC is responsible for the joint emergency dispatch center and operating the joint radio system.

The budget for the ECC Fund has increased \$624,366 (11.1%) from the current year’s budget. The increase in this budget reflects additional funding from both the City and Rockingham County. Fund balance in the amount of \$500,000 is being used to fund a required upgrade of the E911 system to the statewide Next Generation 911 project and to provide additional funding for the CAD/DMS project.

Capital outlay includes \$105,000 for radio cache portable radio replacements which are being funding through grants.

**Revenue**

	FY 2019 Adopted	FY 2020 Proposed	FY 2020 Adopted	Increase (Decrease)	Percentage Change
Fund balance	\$ -	\$ 500,000	\$ -	\$ 500,000	0.00%
Investment revenue	165,432	165,432	-	-	0.00%
Reimb-R'ham County	2,244,118	2,325,651	-	81,533	3.63%
Recovered costs	252,800	253,100	-	300	0.12%
State revenue	557,948	563,948	-	6,000	1.08%
Federal revenue	150,000	105,000	-	(45,000)	-30.00%
Transfers	2,244,118	2,325,651	-	81,533	3.63%
<b>Total</b>	<b>\$ 5,614,416</b>	<b>\$ 6,238,782</b>	<b>\$ -</b>	<b>\$ 624,366</b>	<b>11.12%</b>

**Expenditures**

	FY 2019 Adopted	FY 2020 Proposed	FY 2020 Adopted	Increase (Decrease)	Percentage Change
Emerg commun	\$ 5,614,416	\$ 6,238,782	\$ -	\$ 624,366	11.12%
<b>Total</b>	<b>\$ 5,614,416</b>	<b>\$ 6,238,782</b>	<b>\$ -</b>	<b>\$ 624,366</b>	<b>11.12%</b>



**COMMUNITY DEVELOPMENT BLOCK GRANT FUND**

The Community Development Block Grant Fund accounts for the administration of the Community Development Block Grant funding that the City receives from the federal government. The total budget for this fund is \$560,000 which is an increase of \$54,032 from the current year’s original budget.

**Revenue**

	<u>FY 2019 Adopted</u>	<u>FY 2020 Proposed</u>	<u>FY 2020 Adopted</u>	<u>Increase (Decrease)</u>	<u>Percentage Change</u>
Federal revenue	\$ 505,968	\$ 560,000	\$ -	\$ 54,032	10.68%
Total	<u>\$ 505,968</u>	<u>\$ 560,000</u>	<u>\$ -</u>	<u>\$ 54,032</u>	<u>10.68%</u>

**Expenditures**

	<u>FY 2019 Adopted</u>	<u>FY 2020 Proposed</u>	<u>FY 2020 Adopted</u>	<u>Increase (Decrease)</u>	<u>Percentage Change</u>
Total budget	\$ 505,968	\$ 560,000	\$ -	\$ 54,032	10.68%
Total	<u>\$ 505,968</u>	<u>\$ 560,000</u>	<u>\$ -</u>	<u>\$ 54,032</u>	<u>10.68%</u>

**SCHOOL TRANSPORTATION FUND**

The budget for the School Transportation Fund has increased \$36,277 (0.9%) from the current year's original budget. The increase in this budget reflects a general increase in operating expenditures. Funding is provided almost entirely from the School Fund.

Capital outlay includes \$400,000 for the purchase of four new school buses and \$6,800 for other miscellaneous equipment.

**Revenue**

	FY 2019 Adopted	FY 2020 Proposed	FY 2020 Adopted	Increase (Decrease)	Percentage Change
Fund balance	\$ 51,000	\$ 65,000	\$ -	\$ 14,000	27.45%
Investment revenue	2,000	2,000	-	-	0.00%
Charges for services	4,094,128	4,121,405	-	27,277	0.67%
Miscellaneous	30,000	25,000	-	(5,000)	-16.67%
<b>Total</b>	<b>\$ 4,177,128</b>	<b>\$ 4,213,405</b>	<b>\$ -</b>	<b>\$ 36,277</b>	<b>0.87%</b>

**Expenditures**

	FY 2019 Adopted	FY 2020 Proposed	FY 2020 Adopted	Increase (Decrease)	Percentage Change
School buses	\$ 3,517,898	\$ 3,574,000	\$ -	\$ 56,102	1.59%
Field trips/charters	204,080	223,244	-	19,164	9.39%
Administration	455,150	416,161	-	(38,989)	-8.57%
<b>Total</b>	<b>\$ 4,177,128</b>	<b>\$ 4,213,405</b>	<b>\$ -</b>	<b>\$ 36,277</b>	<b>0.87%</b>

**GENERAL CAPITAL PROJECTS FUND**

Proposed expenditures in the General Capital Projects Fund for fiscal year 2020 total \$2.9 million. This represents a \$1.5 million increase over the current year’s original budget. Proposed project funding includes \$2,000,000 for renovations to Fire Station 4; \$450,000 for the MLK, Jr. Way bridge; \$250,000 for the replacement of the HVAC system at the local regional jail and \$225,000 for the replacement of Kids Castle at Purcell Park.

**Revenue**

	<u>FY 2019 Adopted</u>	<u>FY 2020 Proposed</u>	<u>FY 2020 Adopted</u>	<u>Increase (Decrease)</u>	<u>Percentage Change</u>
Transfers in	\$ 1,422,627	\$ 2,925,000	\$ -	\$ 1,502,373	105.61%
<b>Total</b>	<u>\$ 1,422,627</u>	<u>\$ 2,925,000</u>	<u>\$ -</u>	<u>\$ 1,502,373</u>	<u>105.61%</u>

**Expenditures**

	<u>FY 2019 Adopted</u>	<u>FY 2020 Proposed</u>	<u>FY 2020 Adopted</u>	<u>Increase (Decrease)</u>	<u>Percentage Change</u>
Park Road	\$ 1,201	\$ -	\$ -	\$ (1,201)	-100.00%
MLK bridge	-	450,000	-	450,000	0.00%
Traffic calming	50,000	-	-	(50,000)	-100.00%
Federal Street	93,337	-	-	(93,337)	-100.00%
Downtown streetscape	53,089	-	-	(53,089)	-100.00%
South Main Street	500,000	-	-	(500,000)	-100.00%
Fire Station Renov	200,000	2,000,000	-	1,800,000	900.00%
Jail HVAC	525,000	250,000	-	(275,000)	-52.38%
Kids Castle	-	225,000	-	225,000	0.00%
<b>Total</b>	<u>\$ 1,422,627</u>	<u>\$ 2,925,000</u>	<u>\$ -</u>	<u>\$ 1,502,373</u>	<u>105.61%</u>

## WATER FUND

The Water Fund budget has increased 6.35% (\$734,900) from the current year's original budget. The revenue estimates include an increase in water rates of \$0.29/1000 gallons. It is estimated that this increase will generate approximately \$588,000 of additional revenue. The additional funds will primarily be utilized to fund debt service and provide cash funding for the eastern source water supply project. Fund balance in the amount of \$1.3 million is being used to fund various capital projects.

The Water Fund Capital Projects Fund's budget includes \$1,322,725 in funding for the eastern source water supply project, \$835,000 for pumps and storage asset replacements, \$500,000 for transmission/distribution asset replacements, \$250,000 for asset replacements to the western raw water supply, \$175,000 for water treatment plant asset replacements and \$275,000 in funding for other various repairs and replacements to existing infrastructure.

### Revenue

	FY 2019 Adopted	FY 2020 Proposed	FY 2020 Adopted	Increase (Decrease)	Percentage Change
Fund balance	\$ 1,167,740	\$ 1,300,000	\$ -	\$ 132,260	11.33%
Permits and fees	200,000	250,000	-	50,000	25.00%
Investment revenue	58,000	78,000	-	20,000	34.48%
Charges for services	8,629,660	9,122,600	-	492,940	5.71%
Miscellaneous	6,000	6,000	-	-	0.00%
Recovered costs	30,000	35,000	-	5,000	16.67%
Intrafund transfers	1,484,800	1,519,500	-	34,700	2.34%
<b>Total</b>	<b>\$ 11,576,200</b>	<b>\$ 12,311,100</b>	<b>\$ -</b>	<b>\$ 734,900</b>	<b>6.35%</b>

### Expenditures

	FY 2019 Adopted	FY 2020 Proposed	FY 2020 Adopted	Increase (Decrease)	Percentage Change
Administration	\$ 543,869	\$ 588,881	\$ -	\$ 45,012	8.28%
Pumping, storage	747,863	744,659	-	(3,204)	-0.43%
Transmission/distrib	888,397	910,060	-	21,663	2.44%
Utility billing	503,482	511,411	-	7,929	1.57%
Miscellaneous	2,105,300	2,222,070	-	116,770	5.55%
Purification	1,114,434	1,138,162	-	23,728	2.13%
Capital outlay	223,000	216,000	-	(7,000)	-3.14%
Debt service	1,525,643	1,523,502	-	(2,141)	-0.14%
Transfers out	3,924,212	4,456,355	-	532,143	13.56%
<b>Total</b>	<b>\$ 11,576,200</b>	<b>\$ 12,311,100</b>	<b>\$ -</b>	<b>\$ 734,900</b>	<b>6.35%</b>

## SEWER FUND

The Sewer Fund budget has increased 5.5% (\$737,540) from the current year's original budget. The revenue estimates include an increase in sewer rates of \$0.09/1000 gallons. It is estimated that this increase will generate approximately \$150,000 of additional revenue. The additional funds will primarily be utilized to fund future projects at the Harrisonburg-Rockingham Regional Sewer Authority. Fund balance in the amount of \$1.3 million is being used to fund various capital projects. Capital outlay includes \$300,000 for a replacement flusher truck and \$135,000 for a replacement dump truck.

The Sewer Fund Capital Projects Fund's budget contains \$525,000 for collection and transmission asset replacement, \$525,000 for the Blacks Run interceptor and \$136,848 in funding for various repairs and replacements to existing infrastructure.

### Revenue

	FY 2019 Adopted	FY 2020 Proposed	FY 2020 Adopted	Increase (Decrease)	Percentage Change
Fund balance	\$ 772,320	\$ 1,300,000	\$ -	\$ 527,680	68.32%
Permits and fees	250,000	250,000	-	-	0.00%
Investment revenue	25,000	50,000	-	25,000	100.00%
Charges for services	10,813,940	10,954,700	-	140,760	1.30%
Miscellaneous	1,000	1,000	-	-	0.00%
Recovered costs	20,000	20,000	-	-	0.00%
Intrafund transfers	1,506,900	1,551,000	-	44,100	2.93%
<b>Total</b>	<b>\$ 13,389,160</b>	<b>\$ 14,126,700</b>	<b>\$ -</b>	<b>\$ 737,540</b>	<b>5.51%</b>

### Expenditures

	FY 2019 Adopted	FY 2020 Proposed	FY 2020 Adopted	Increase (Decrease)	Percentage Change
Administration	\$ 729,815	\$ 717,007	\$ -	\$ (12,808)	-1.75%
Treatment/disposal	3,160,000	3,312,000	-	152,000	4.81%
Collection/transm	1,043,437	1,084,827	-	41,390	3.97%
Miscellaneous	2,077,700	2,322,490	-	244,790	11.78%
Utility billing	361,007	391,746	-	30,739	8.51%
Pumping/monitoring	412,439	405,806	-	(6,633)	-1.61%
Capital outlay	129,000	499,000	-	370,000	286.82%
Debt service	3,200,000	3,280,000	-	80,000	2.50%
Transfers out	2,275,762	2,113,824	-	(161,938)	-7.12%
<b>Total</b>	<b>\$ 13,389,160</b>	<b>\$ 14,126,700</b>	<b>\$ -</b>	<b>\$ 737,540</b>	<b>5.51%</b>

**PUBLIC TRANSPORTATION FUND**

The Public Transportation Fund budget has increased \$226,447 (2.6%) from the current adopted fiscal year 2019 budget. This increase is mainly from an additional bus route for the Altitude student housing complex and from the purchase of replacement transit and paratransit buses. The transfer to the General Fund for overhead costs will decrease \$10,000 to \$160,000. The payment from James Madison University for transit bus services (including capital contributions) will essentially remain flat. Federal and state revenues will increase approximately \$125,000 reflective of the increased number of new transit and paratransit buses being replaced. The transfer from the General Fund will remain at \$250,000.

Capital outlay includes \$3,105,000 for seven replacement transit buses and two replacement paratransit buses, which are 90 percent reimbursed by federal and state funds.

**Revenue**

	FY 2019 Adopted	FY 2020 Proposed	FY 2020 Adopted	Increase (Decrease)	Percentage Change
Investment revenue	\$ 95,000	\$ 110,000	\$ -	\$ 15,000	15.79%
Charges for services	1,983,036	2,075,650	-	92,614	4.67%
Miscellaneous	10,000	-	-	(10,000)	-100.00%
Recovered costs	111,988	115,350	-	3,362	3.00%
State revenue	1,952,029	1,697,730	-	(254,299)	-13.03%
Federal revenue	4,284,000	4,663,770	-	379,770	8.86%
Transfers in	250,000	250,000	-	-	0.00%
<b>Total</b>	<b>\$ 8,686,053</b>	<b>\$ 8,912,500</b>	<b>\$ -</b>	<b>\$ 226,447</b>	<b>2.61%</b>

**Expenditures**

	FY 2019 Adopted	FY 2020 Proposed	FY 2020 Adopted	Increase (Decrease)	Percentage Change
Transit buses	\$ 3,951,974	\$ 4,055,721	\$ -	\$ 103,747	2.63%
Miscellaneous	-	79,830	-	79,830	0.00%
Paratransit buses	657,555	650,258	-	(7,297)	-1.11%
Administration	666,524	581,691	-	(84,833)	-12.73%
Capital outlay	3,240,000	3,385,000	-	145,000	4.48%
Transfers out	170,000	160,000	-	(10,000)	-5.88%
<b>Total</b>	<b>\$ 8,686,053</b>	<b>\$ 8,912,500</b>	<b>\$ -</b>	<b>\$ 226,447</b>	<b>2.61%</b>

**SANITATION FUND**

The Sanitation Fund budget has decreased \$1.1 million from the current year’s original budget. This is mainly due to the discontinuance of the single stream collection and disposal program and a scheduled decrease in debt service for the outstanding debt on the closed resource recovery facility. Funding is provided by \$254,375 in fund balance use and \$4.15 million in refuse/solid waste management fees. No rate increases are being proposed. Capital outlay includes \$200,000 for a replacement refuse collection truck.

No capital project funding is proposed.

**Revenue**

	<u>FY 2019 Adopted</u>	<u>FY 2020 Proposed</u>	<u>FY 2020 Adopted</u>	<u>Increase (Decrease)</u>	<u>Percentage Change</u>
Fund balance	\$ 1,229,215	\$ 254,375	\$ -	\$ (974,840)	-79.31%
Investment revenue	34,600	45,000	-	10,400	30.06%
Charges for services	4,220,000	4,150,000	-	(70,000)	-1.66%
Recovered costs	<u>101,825</u>	<u>-</u>	<u>-</u>	<u>(101,825)</u>	<u>-100.00%</u>
Total	<u>\$ 5,585,640</u>	<u>\$ 4,449,375</u>	<u>\$ -</u>	<u>\$ (1,136,265)</u>	<u>-20.34%</u>

**Expenditures**

	<u>FY 2019 Adopted</u>	<u>FY 2020 Proposed</u>	<u>FY 2020 Adopted</u>	<u>Increase (Decrease)</u>	<u>Percentage Change</u>
Solid waste collect.	\$ 1,237,674	\$ 1,212,528	\$ -	\$ (25,146)	-2.03%
Landfill	239,902	245,092	-	5,190	2.16%
Miscellaneous	6,300	42,060	-	35,760	567.62%
Solid waste mngmt.	1,658,362	1,161,065	-	(497,297)	-29.99%
Capital outlay	208,050	200,000	-	(8,050)	-3.87%
Debt service	2,161,852	1,588,630	-	(573,222)	-26.52%
Transfers out	<u>73,500</u>	<u>-</u>	<u>-</u>	<u>(73,500)</u>	<u>-100.00%</u>
Total	<u>\$ 5,585,640</u>	<u>\$ 4,449,375</u>	<u>\$ -</u>	<u>\$ (1,136,265)</u>	<u>-20.34%</u>

## **BUSINESS LOAN PROGRAM FUND**

This fund accounts for the activity of the Harrisonburg Business Loan Program. Funding in the amount of \$125,000 is included to continue providing loans from payments made from existing loans. Since 2012, this program has made a total of 16 loans valued at over \$319,500 to various startup businesses of which eight loans have been paid in full.

### **Revenue**

	<u>FY 2019 Adopted</u>	<u>FY 2020 Proposed</u>	<u>FY 2020 Adopted</u>	<u>Increase (Decrease)</u>	<u>Percentage Change</u>
Fund balance	\$ 91,000	\$ 98,000	\$ -	\$ 7,000	7.69%
Investment revenue	2,400	3,000	-	600	25.00%
Miscellaneous	<u>31,600</u>	<u>24,000</u>	<u>-</u>	<u>(7,600)</u>	<u>-24.05%</u>
Total	<u>\$ 125,000</u>	<u>\$ 125,000</u>	<u>\$ -</u>	<u>\$ -</u>	<u>0.00%</u>

### **Expenditures**

	<u>FY 2019 Adopted</u>	<u>FY 2020 Proposed</u>	<u>FY 2020 Adopted</u>	<u>Increase (Decrease)</u>	<u>Percentage Change</u>
Revolving loan prgm	\$ 125,000	\$ 125,000	\$ -	\$ -	0.00%
Total	<u>\$ 125,000</u>	<u>\$ 125,000</u>	<u>\$ -</u>	<u>\$ -</u>	<u>0.00%</u>



**STORMWATER FUND**

The Stormwater Fund budget has decreased \$181,251 (11.4%) from the current year’s original budget. No fee increases are being proposed. Capital outlay includes \$177,500 for the purchase of permanent nutrient credits.

The Stormwater Capital Projects Fund includes \$667,500 for the Mountain View Drive stream restoration project.

**Revenue**

	FY 2019 Adopted	FY 2020 Proposed	FY 2020 Adopted	Increase (Decrease)	Percentage Change
Fund balance	\$ 243,900	\$ 34,620	\$ -	\$ (209,280)	-85.81%
Investment revenue	22,000	50,000	-	28,000	127.27%
Charges for services	<u>1,327,651</u>	<u>1,327,680</u>	-	29	0.00%
<b>Total</b>	<b><u>\$ 1,593,551</u></b>	<b><u>\$ 1,412,300</u></b>	<b><u>\$ -</u></b>	<b><u>\$ (181,251)</u></b>	<b><u>-11.37%</u></b>

**Expenditures**

	FY 2019 Adopted	FY 2020 Proposed	FY 2020 Adopted	Increase (Decrease)	Percentage Change
Stormwater mngmt.	\$ 475,151	\$ 540,900	\$ -	\$ 65,749	13.84%
Capital outlay	19,500	178,500	-	159,000	815.38%
Transfers out	<u>1,098,900</u>	<u>692,900</u>	-	<u>(406,000)</u>	<u>-36.95%</u>
<b>Total</b>	<b><u>\$ 1,593,551</u></b>	<b><u>\$ 1,412,300</u></b>	<b><u>\$ -</u></b>	<b><u>\$ (181,251)</u></b>	<b><u>-11.37%</u></b>

**CENTRAL GARAGE FUND**

The Central Garage Fund has increased by \$60,794 (4%). This fund accounts for the operations of the city's central garage. All repairs of city vehicles and equipment are performed through the Central Garage Fund. Financing is provided by charges to other departments for services rendered. Each department will make payments for labor based on the prior year's usage. Each year the department's usage is evaluated and the labor contribution is based on the new evaluation.

Capital outlay includes \$28,000 for a replacement pickup truck (to be shared with Public Transportation), \$18,000 for a bus snow scraper (to be shared with Public Transportation), \$5,000 for shop tools and equipment, and \$12,000 for miscellaneous computer equipment replacement.

**Revenue**

	FY 2019 Adopted	FY 2020 Proposed	FY 2020 Adopted	Increase (Decrease)	Percentage Change
Fund balance	\$ -	\$ 63,000	\$ -	\$ 63,000	0.00%
Permits and fees	2,000	1,000	-	(1,000)	-50.00%
Investment revenue	3,000	7,000	-	4,000	133.33%
Charges for services	1,515,626	1,514,420	-	(1,206)	-0.08%
Recovered costs	5,000	1,000	-	(4,000)	-80.00%
<b>Total</b>	<b>\$ 1,525,626</b>	<b>\$ 1,586,420</b>	<b>\$ -</b>	<b>\$ 60,794</b>	<b>3.98%</b>

**Expenditures**

	FY 2019 Adopted	FY 2020 Proposed	FY 2020 Adopted	Increase (Decrease)	Percentage Change
Operating	\$ 1,363,859	\$ 1,380,281	\$ -	\$ 16,422	1.20%
Administration	149,767	143,139	-	(6,628)	-4.43%
Capital outlay	12,000	63,000	-	51,000	425.00%
<b>Total</b>	<b>\$ 1,525,626</b>	<b>\$ 1,586,420</b>	<b>\$ -</b>	<b>\$ 60,794</b>	<b>3.98%</b>

**CENTRAL STORES FUND**

The Central Stores Fund has decreased by \$2,976 (1.6%) compared to the current year original budget. This fund accounts for the personnel and miscellaneous expenses related to the operations of the city's central stores. Financing is provided by the Water Fund and Sewer Fund for overhead costs.

**Revenue**

	<u>FY 2019 Adopted</u>	<u>FY 2020 Proposed</u>	<u>FY 2020 Adopted</u>	<u>Increase (Decrease)</u>	<u>Percentage Change</u>
Fund balance	\$ -	\$ -	\$ -	\$ -	0.00%
Transfers in	<u>181,782</u>	<u>178,806</u>	<u>-</u>	<u>(2,976)</u>	<u>-1.64%</u>
Total	<u>\$ 181,782</u>	<u>\$ 178,806</u>	<u>\$ -</u>	<u>\$ (2,976)</u>	<u>-1.64%</u>

**Expenditures**

	<u>FY 2019 Adopted</u>	<u>FY 2020 Proposed</u>	<u>FY 2020 Adopted</u>	<u>Increase (Decrease)</u>	<u>Percentage Change</u>
Operating	\$ 178,682	\$ 178,806	\$ -	\$ 124	0.07%
Capital outlay	<u>3,100</u>	<u>-</u>	<u>-</u>	<u>(3,100)</u>	<u>-100.00%</u>
Total	<u>\$ 181,782</u>	<u>\$ 178,806</u>	<u>\$ -</u>	<u>\$ (2,976)</u>	<u>-1.64%</u>

# **REVENUE BUDGET**

**CITY OF HARRISONBURG, VIRGINIA  
REVENUE BUDGET  
FISCAL YEAR 2020**

1000	General Fund	1-6
1111	School Fund	7
1114	School Nutrition Fund	8
1116	Emergency Communications Center Fund	9-10
1117	Community Development Block Grant Fund	11
1118	School Transportation Fund	12
1310	General Capital Projects Fund	13-14
1311	School Capital Projects Fund	15
1316	Emergency Communications Center Capital Projects Fund	16
1321	Water Capital Projects Fund	17
1322	Sewer Capital Projects Fund	18
1324	Sanitation Capital Projects Fund	19
1328	Stormwater Capital Projects Fund	20
2011	Water Fund	21-22
2012	Sewer Fund	23
2013	Public Transportation Fund	24-25
2014	Sanitation Fund	26
2017	Business Loan Program Fund	27
2018	Stormwater Fund	28
2111	Central Garage Fund	29
2112	Central Stores Fund	30

FUND - 1000 - GENERAL FUND  
FUNCTION - 10 - GENERAL FUND GROUP

ACCOUNT-----	TITLE -----	-----	2017-2018 -----	-----	2018-2019	2019-2020	NET
		BUDGET	ACTUAL		BUDGET	PROPOSED	CHANGE
31010	AMOUNT FROM FUND BALANCE	4,870,611	4,870,611		1,206,683	1,928,600	721,917
TOTAL		4,870,611	4,870,611		1,206,683	1,928,600	721,917
31111	CURRENT YEAR R.E.-2019/20	33,843,400	33,916,779		34,887,200	36,516,200	1,629,000
311121	R.E. TAX-DELINQUENT-18/19	300,000	393,442		350,000	350,000	-
311122	R.E. TAX-DELINQUENT-17/18	30,000	41,578		40,000	40,000	-
311123	R.E. TAX-DELINQUENT-16/17	10,000	25,469		10,000	20,000	10,000
311124	R.E. TAX-DELINQUENT-15/16	5,000	26,039		5,000	10,000	5,000
311125	R.E. TAX-DELINQUENT-14/15	5,000	10,547		5,000	10,000	5,000
311126	R.E. TAX-DELINQUENT-13/14	500	1,640		500	1,000	500
311127	R.E. TAX-DELINQUENT-12/13	500	875		500	500	-
311128	R.E. TAX-DELINQUENT-11/12	500	820		500	500	-
311129	R.E. TAX-DELINQUENT-10/11	100	1,073		100	100	-
31113	R.E. TAX-PRIOR YEARS		2,941				-
TOTAL REAL ESTATE TAXES		34,195,000	34,421,203		35,298,800	36,948,300	1,649,500
31121	CURRENT YEAR P.P.-2019/20	9,210,400	9,639,000		9,688,900	9,944,400	255,500
311221	P.P. TAX-DELINQUENT-18/19	200,000	287,471		200,000	200,000	-
311222	P.P. TAX-DELINQUENT-17/18	20,000	49,673		40,000	40,000	-
311223	P.P. TAX-DELINQUENT-16/17	5,000	7,670		5,000	5,000	-
311224	P.P. TAX-DELINQUENT-15/16	1,000	2,383		1,000	1,000	-
311225	P.P. TAX-DELINQUENT-14/15	1,000	2,752		1,000	1,000	-
311226	P.P. TAX-DELINQUENT-13/14	500	1,225		500	500	-
311227	P.P. TAX-DELINQUENT-12/13	500	832		500	500	-
311228	P.P. TAX-DELINQUENT-11/12	100	734		100	100	-
311229	P.P. TAX-DELINQUENT-10/11	100	1,984		100	100	-
31123	P.P. TAX-PRIOR YEARS		1,982				-
TOTAL PERSONAL PROPERTY TAXES		9,438,600	9,995,707		9,937,100	10,192,600	255,500
31131	R.E.-PUB.SVS.CORP.-CURR.	435,000	472,067		472,100	489,200	17,100
311311	R.E.-PUB.SVS.CORP.-DEL.		4,958				-
31132	P.P.-PUB.SYS.CORP.-CURR.	6,000	2,589		2,600	2,300	(300)
TOTAL PUBLIC SERVICE CORP. TAXE		441,000	479,614		474,700	491,500	16,800
31141	CURRENT YEAR M.H.-2019/20	8,400	9,285		9,200	9,200	-
311411	M.H. TAX-DELINQUENT-18/19	300	575		300	300	-
311412	M.H. TAX-DELINQUENT-17/18	100	226		100	100	-
311413	M.H. TAX-DELINQUENT-16/17		10				-
311414	M.H. TAX-DELINQUENT-15/16		44				-
31142	CURRENT YEAR M.T.-2019/20	2,172,700	2,274,201		2,274,300	2,325,800	51,500
311421	M.T. TAX-DELINQUENT-18/19		32,478				-
311422	M.T. TAX-DELINQUENT-17/18		1,174				-
TOTAL OTHER PROPERTY TAXES		2,181,500	2,317,994		2,283,900	2,335,400	51,500

FUND - 1000 - GENERAL FUND  
FUNCTION - 10 - GENERAL FUND GROUP

ACCOUNT-----	TITLE -----	----- BUDGET	2017-2018 ACTUAL	----- BUDGET	2018-2019 BUDGET	2019-2020 PROPOSED	NET CHANGE
31151	PENALTIES-ALL TAXES	200,000	309,690	235,000	235,000		-
31152	INTEREST-ALL TAXES	40,000	88,568	50,000	80,000		30,000
31153	ADVERTISING RECOVERY, ETC	500	809	500	500		-
31154	COURT COST	35,000	45,367	35,000	40,000		5,000
31155	COLLECTION FEE - SET OFF	3,000	5,366	3,000	3,000		-
31156	COLLECTION FEE - DMV STOP	30,000	62,740	30,000	30,000		-
TOTAL PENALTIES, INTEREST, ETC.		308,500	512,541	353,500	388,500		35,000
TOTAL PROPERTY TAXES		46,564,600	47,727,059	48,348,000	50,356,300		2,008,300
31201	SALES TAX-LOCAL SHARE	13,452,100	13,486,342	13,686,000	14,713,400		1,027,400
31202	ELECTRICAL TAX	992,200	820,899	839,800	958,600		118,800
31203	GAS TAX	304,900	253,923	256,300	274,300		18,000
31205	WATER/SEWER UTILITY TAX	546,100	556,755	550,000	598,000		48,000
31208	BUSINESS & PRO. LICENSES	6,800,000	6,898,768	6,938,300	7,279,500		341,200
31210	MOTOR VEHICLE FEES	1,161,800	1,293,468	1,306,100	1,284,400		(21,700)
31211	BANK STOCK TAX	753,600	788,792	760,000	785,000		25,000
31212	HOTEL/MOTEL ROOM TAX	3,075,900	2,900,128	2,868,400	3,159,300		290,900
31213	RESTAURANT FOOD TAX	13,460,700	13,499,382	13,803,300	14,389,000		585,700
31214	ELECTRIC PLANT/EQUIP-HEC	511,498	557,402	587,200	583,500		(3,700)
31215	WATER PLANT & EQUIPMENT	507,174	507,174	571,800	584,700		12,900
31216	SEW. DISPOSAL PLNT. & EQUIP	354,567	354,567	390,600	394,500		3,900
31217	RECORDATION TAXES	474,400	445,723	405,300	423,700		18,400
31220	ADMISSIONS TAX	170,900	184,364	181,100	184,100		3,000
31222	CIGARETTE TAX	600,900	543,750	547,800	529,700		(18,100)
31225	SHORT-TERM RENTAL TAX	117,100	99,855	104,300	93,300		(11,000)
31233	PUB RIGHT OF WAY USER FEE	100,600	108,972	95,000	105,900		10,900
31240	UTIL CONSUMPTION TAX-ELEC	162,500	163,626	160,900	169,900		9,000
31241	UTIL CONSUMPTION TAX-GAS	20,200	17,226	16,600	16,000		(600)
TOTAL OTHER LOCAL TAXES		43,567,139	43,481,115	44,068,800	46,526,800		2,458,000
31301	ANIMAL LICENSES	5,000	3,901	5,000	4,000		(1,000)
31303	STREET PRIVILEGES/PERMITS	2,500	2,974	2,500	3,000		500
31304	LAND USE APPLICATION FEE	200	100	200	200		-
31305	TRANSFER FEES	500	764	500	500		-
31306	ZONING APPEALS	1,000	2,200	1,000	1,000		-
31308	SITE PLAN REVIEW	15,000	17,065	15,000	15,000		-
31309	BLDG. INSPECTION FEES	325,000	384,140	375,000	350,000		(25,000)
31311	ELECTRICAL INSPECT. FEES	55,000	74,370	80,000	70,000		(10,000)
31312	E&S CONTROL PLAN REVIEW	5,000	7,825	5,000	5,000		-
31313	PLUMBING INSPECTION FEES	35,000	21,640	35,000	35,000		-
31314	BLASTING PERMIT FEES	100	60	100	100		-
31315	SUBDIVISION FEES	5,000	7,750	5,000	5,000		-
31316	SIGN PERMITS	10,000	12,140	10,000	10,000		-

FUND - 1000 - GENERAL FUND  
FUNCTION - 10 - GENERAL FUND GROUP

ACCOUNT-----	TITLE -----	----- 2017-2018 -----		2018-2019	2019-2020	NET CHANGE
		BUDGET	ACTUAL	BUDGET	PROPOSED	
31322	PRECIOUS METALS PERMITS	500	1,000	500	500	-
31325	CONCEALED WEAPON PERMITS	8,000				-
31326	MECHANICAL PERMITS	40,000	65,976	50,000	45,000	(5,000)
31328	SPECIAL USE PERMIT APPLI.	4,000	4,298	4,000	4,000	-
31329	RE-ZONING APPLICATIONS	5,000	4,455	5,000	5,000	-
31334	VSMP FEES (STMWATR MNGMT)	30,000	29,551	25,000	28,000	3,000
31337	ZONING VERIFICATION FEES	1,000	1,100	1,000	1,000	-
31339	MISCELLAENOUS PERMIT FEES	3,000	1,000	3,000	3,000	-
31343	WIRELESS T'COM REVIEW FEE	100	800	100	100	-
31344	FOWL PERMIT FEE	200	250	200	200	-
TOTAL LIC., PERMITS & PRIV. FEE		551,100	643,359	623,100	585,600	(37,500)
31402	R'HAM COUNTY COURT FINES	550,000	692,641	625,000	600,000	(25,000)
31403	COURTHOUSE MAINT. FEES	500				-
31404	PARKING FINES	40,000	68,295	45,000	60,000	15,000
31409	ALARM ORDINANCE	20,000	20,029	20,000	15,000	(5,000)
31410	E-SUMMONS FEE	60,000	70,194	70,000	50,000	(20,000)
TOTAL FINES & FORFEITURES		670,500	851,160	760,000	725,000	(35,000)
31513	INVESTMENT EARNINGS	350,000	548,657	550,000	920,000	370,000
31514	INTEREST EARNINGS - BONDS		2,426			-
TOTAL USE OF MONEY		350,000	551,084	550,000	920,000	370,000
31521	RENTAL OF PROPERTY	10,000	12,986	10,000	10,000	-
31522	CONCESSIONS & RENTALS	2,500	9,216	2,500	5,000	2,500
TOTAL USE OF PROPERTY		12,500	22,202	12,500	15,000	2,500
TOTAL USE OF MONEY & PROPERTY		362,500	573,286	562,500	935,000	372,500
31664	WATER STREET DECK (UPPER)	62,000	65,226	62,000	62,000	-
31667	WOLFE STREET DECK (UPPER)	50,000	45,110	50,000	50,000	-
31670	TV3 LOT		2,340			-
31672	LIBERTY ST./E ELIZABETH	1,500	2,250	1,500	1,500	-
TOTAL CHARGES FOR PARKING		113,500	114,925	113,500	113,500	-
31681	CFG COMM. ACTIVITY CENTER	51,000	49,701	51,000	51,000	-
31682	WESTOVER SWIMMING POOL	95,000	88,762	95,000	90,000	(5,000)
31683	RIVEN ROCK USER FEE	2,500	1,860	2,500	2,500	-
31684	PICNIC RESERVATION FEES	27,000	27,695	27,000	30,000	3,000
31685	ADULT PROGRAM FEES	30,000	21,885	20,000	20,000	-
31686	YOUTH PROGRAM FEES	95,000	92,796	90,000	90,000	-
31687	CLASS PROGRAM FEES	120,000	117,927	120,000	120,000	-



FUND - 1000 - GENERAL FUND  
FUNCTION - 10 - GENERAL FUND GROUP

ACCOUNT-----	TITLE -----	-----	2017-2018 -----	2018-2019	2019-2020	NET
		BUDGET	ACTUAL	BUDGET	PROPOSED	CHANGE
31693	SIMMS RECREATION CENTER	25,000	21,735	20,000	20,000	-
TOTAL CHARGES FOR RECREATION		445,500	422,361	425,500	423,500	(2,000)
31709	HANDICAP FEE	500	1,075	500	500	-
31711	18 HOLE WEEKDAY ROUNDS	115,000	81,957	115,000	115,000	-
31712	9 HOLE WEEKDAY ROUNDS	20,000	16,970	20,000	20,000	-
31713	18 HOLE WEEKEND/HOL ROUND	100,000	99,163	100,000	100,000	-
31714	9 HOLE WEEKEND/HOL ROUNDS	10,000	10,732	10,000	10,000	-
31715	OUTING/TOURNAMENT ROUNDS	30,000	29,319	30,000	30,000	-
31716	TWILIGHT ROUNDS	30,000	24,864	30,000	30,000	-
31717	TOURIST ROUNDS		55			-
31719	MEMBERSHIP/ANNUAL ROUNDS	105,000	106,520	105,000	105,000	-
31721	GOLF ASSOCIATION DUES	8,000	8,461	8,000	8,000	-
31722	DRIVING RANGE FEE	20,000	16,918	20,000	20,000	-
31723	18 HOLE CART FEE	130,000	121,554	130,000	130,000	-
31724	9 HOLE CART FEE	20,000	22,268	20,000	20,000	-
31726	9/18 HOLE HAND CART FEE	1,000	896	1,000	1,000	-
31727	GOLF LESSONS			16,000	16,000	-
31728	CLUB RENTAL	1,000	1,199	1,000	1,000	-
31729	CLUB REPAIR	3,000	1,647	3,000	3,000	-
31731	FOOD/BEVERAGE SALES-GOLF	5,000	947	5,000	5,000	-
31732	MERCHANDISE-RESALE-GOLF	125,000	78,290	90,000	80,000	(10,000)
31733	MERCHANDISE-SPECIAL ORDER		17,604	35,000	35,000	-
TOTAL CHARGES FOR GOLF		723,500	640,440	739,500	729,500	(10,000)
31677	LAW/TRAFFIC ENFORCE. CHGS	40,000	73,836	50,000	50,000	-
31679	RESCUE SERVICES FEE	110,000	112,266	100,000	100,000	-
TOTAL MISCELLANEOUS CHARGES		150,000	186,102	150,000	150,000	-
TOTAL CHARGES FOR SERVICES		1,432,500	1,363,827	1,428,500	1,416,500	(12,000)
31801	CONTRIBUTION FROM HEC	5,000,000	5,000,000	5,200,000	5,200,000	-
31809	DONATIONS	17,000	10,878	17,000	20,000	3,000
31810	SALE OF MAT'L & SUPPLIES	1,000	367	1,000	1,000	-
31811	SALE OF USED EQUIPMENT	20,000	60,904	20,000	20,000	-
31813	DONATIONS - JMU	140,000	140,000	140,000	180,000	40,000
31819	DONATIONS - EMU	5,000		5,000		(5,000)
31820	OTHER MISCELLANEOUS REV		3,851			-
31823	DONATIONS - BLACKS RUN		1,875			-
31824	DONATIONS-ZANE SHOWKER FD	52,000	35,238	46,000	46,000	-
31828	VML SAFETY GRANT		1,917			-
31830	SERV CHG TAX EXEMPT PROPE	80,000	126,022	87,000	95,000	8,000
31831	MERCHANDISE SALE-GIFT SHO	35,000	28,856	30,000	30,000	-
31836	BAD CHECK/ACH FEE	1,500	1,142	1,500	1,000	(500)

FUND - 1000 - GENERAL FUND  
FUNCTION - 10 - GENERAL FUND GROUP

ACCOUNT-----	TITLE -----	-----	2017-2018 -----	-----	2018-2019	2019-2020	NET
		BUDGET	ACTUAL		BUDGET	PROPOSED	CHANGE
31838	TREAS OVERAGE/SHORTAGE		21				-
31839	ECON DEV CONFERENCE					25,000	25,000
31846	MISCELLANEOUS GRANTS	1,500	2,928				-
TOTAL MISCELLANEOUS REVENUES		5,353,000	5,413,956		5,547,500	5,618,000	70,500
31901	RECOVERIES & REBATES	30,000	28,488		30,000	30,000	-
31904	COURT APPOINTED ATTORNEY	20,000	270		20,000		(20,000)
31908	SALE OF TIMBER	30,000			30,000		(30,000)
31913	RE & PP TAX OVERPAYMENTS		11,470				-
31914	RECOVERED COSTS	100,000	221,147		100,000	120,000	20,000
31928	REIMB FOR DEBT - HRHA	654,425	654,425		654,900	653,375	(1,525)
31936	REIMB-MRL	26,844	21,717		26,844	26,844	-
TOTAL RECOVERED COSTS		861,269	914,577		861,744	830,219	(31,525)
TOTAL LOCAL REVENUES		99,362,608	100,968,339		102,200,144	106,993,419	4,793,275
32203	ROLLING STOCK TAX	18,000	16,640		17,000	17,000	-
32204	PP TAX REIMBURSEMENT	1,522,583	1,522,583		1,522,583	1,522,583	-
32205	MOBIL HOME TITLING TAX	4,300	2,790		2,500	3,000	500
32206	TAX ON DEEDS	140,000	116,017		123,000	130,000	7,000
32207	ANIMAL FRIENDLY LIC PLATE	500	504		500	500	-
32208	POLICE SUPPORT (HB599)	1,350,908	1,350,908		1,378,000	1,400,888	22,888
32209	ADDITIONAL RENTAL TAX	289,900	260,109		241,300	350,200	108,900
32213	COMMUNICA SALES & USE TAX	1,512,400	1,492,951		1,462,000	1,333,600	(128,400)
TOTAL NON-CATEGORICAL AID		4,838,591	4,762,502		4,746,883	4,757,771	10,888
32303	ST.SHARE-COMR. OF REVENUE	136,000	143,681		137,000	144,000	7,000
32304	STATE SHARE-TREASURER	125,000	128,197		125,800	129,000	3,200
32306	STATE SHARE-REGISTRAR	46,000	46,908		46,000	46,000	-
TOTAL SHARED EXPENSES		307,000	318,786		308,800	319,000	10,200
32501	REIMB-HAZMAT RESPONSE		9,051				-
32506	STREET & HIGHWAY MAINT.	4,723,000	4,835,073		4,931,800	5,068,500	136,700
32507	LITTER CONTROL	9,900	9,321		9,900	9,900	-
32510	HAZARDOUS MATERIALS	10,000	10,000		10,000	10,000	-
32512	FIRE PROGRAMS FUND	155,000	163,526		163,526	170,000	6,474
32514	4-FOR-LIFE	28,000	31,232		31,232	31,000	(232)
32533	SPAY & NEUTER FUNDS	50			50	50	-
32541	C'WEALTH OPPORTUNITY FUND	75,000	75,000				-
32547	ICAC GRANT		12,308				-
32556	BEE GRANT (DHCD)		40,000				-
TOTAL OTHER CATEGORICAL AID		5,000,950	5,185,512		5,146,508	5,289,450	142,942

FUND - 1000 - GENERAL FUND  
FUNCTION - 10 - GENERAL FUND GROUP

ACCOUNT-----	TITLE -----	----- BUDGET	2017-2018 ----- ACTUAL	2018-2019 BUDGET	2019-2020 PROPOSED	NET CHANGE
TOTAL STATE REVENUES		10,146,541	10,266,800	10,202,191	10,366,221	164,030
33508	COPS HIRING PROGRAM GRANT	166,600	155,617	83,300		(83,300)
33511	VA DEPT OF FORESTRY GRANT	8,925	8,428			-
33521	VSTOP GRANT	40,000	28,996	40,000	40,000	-
33522	DOJ - COVERDELL GRANT	51,945	42,494			-
33524	DMV GRANT	29,141	27,184			-
33534	HOMELAND SECURITY FUNDS	236,899	135,743	7,500	7,500	-
33554	USMS - JNT LAW ENFORC OPS		2,340			-
33571	VDOT-HSIP GRANT				905,775	905,775
TOTAL CATEGORICAL AID		533,510	400,803	130,800	953,275	822,475
TOTAL FEDERAL REVENUES		533,510	400,803	130,800	953,275	822,475
34011	INSURANCE RECOVERIES	20,000	39,817	20,000	20,000	-
34012	SALE OF LAND	30,000	3,926	30,000	30,000	-
34016	VPSA REFUNDING				200,000	200,000
TOTAL NON-REVENUE RECEIPTS		50,000	43,743	50,000	250,000	200,000
34220	TR FROM WATER FUND	923,400	923,400	923,400	923,400	-
34230	TR FROM SEWER FUND	923,400	923,400	923,400	923,400	-
34255	TR FROM HEALTH INS FUND				1,131,400	1,131,400
34260	TR FROM PBLC TRANSP FUND	125,000	125,000	170,000	160,000	(10,000)
34285	TR FROM STORMWATER FUND	11,250	11,250	19,900	25,400	5,500
TOTAL INTER-FUND TRANSFERS		1,983,050	1,983,050	2,036,700	3,163,600	1,126,900
TOTAL NON-REVENUE RECEIPTS		2,033,050	2,026,793	2,086,700	3,413,600	1,326,900
TOTAL GENERAL FUND		116,946,320	118,533,345	115,826,518	123,655,115	7,828,597

FUND - 1111 - SCHOOL FUND  
FUNCTION - 11 - SPECIAL REVENUE FUNDS

ACCOUNT-----	TITLE -----	----- 2017-2018 -----	----- 2018-2019 -----	----- 2019-2020 -----	NET	
		BUDGET	ACTUAL	BUDGET	PROPOSED	CHANGE
31010	AMOUNT FROM FUND BALANCE	620,336	620,336			-
	TOTAL NON-REVENUE RECEIPTS	620,336	620,336			-
31691	SCHOOL REVENUE-OTHER	2,027,212	2,009,550	1,894,675	1,853,394	(41,281)
	TOTAL CHARGES FOR EDUCATION	2,027,212	2,009,550	1,894,675	1,853,394	(41,281)
	TOTAL CHARGES FOR SERVICES	2,027,212	2,009,550	1,894,675	1,853,394	(41,281)
	TOTAL LOCAL REVENUES	2,027,212	2,009,550	1,894,675	1,853,394	(41,281)
32442	SCHOOL REVENUE-STATE	37,696,485	38,328,657	40,692,842	42,808,103	2,115,261
	TOTAL CATEGORICAL AID	37,696,485	38,328,657	40,692,842	42,808,103	2,115,261
	TOTAL STATE REVENUES	37,696,485	38,328,657	40,692,842	42,808,103	2,115,261
33301	SCHOOL REVENUE-FEDERAL	3,285,882	3,087,136	2,943,864	3,073,451	129,587
	TOTAL FEDERAL REVENUES	3,285,882	3,087,136	2,943,864	3,073,451	129,587
34210	TR FROM GENERAL FUND	33,262,539	33,262,539	34,419,222	35,803,308	1,384,086
	TOTAL INTER-FUND TRANSFERS	33,262,539	33,262,539	34,419,222	35,803,308	1,384,086
	TOTAL NON-REVENUE RECEIPTS	33,262,539	33,262,539	34,419,222	35,803,308	1,384,086
	TOTAL SCHOOL FUND	76,892,454	77,308,218	79,950,603	83,538,256	3,587,653

FUND - 1114 - SCHOOL NUTRITION FUND  
FUNCTION - 11 - SPECIAL REVENUE FUNDS

ACCOUNT-----	TITLE -----	----- 2017-2018 -----		2018-2019	2019-2020	NET
		BUDGET	ACTUAL	BUDGET	PROPOSED	CHANGE
31691	SCHOOL REVENUE-OTHER	637,500	603,911	696,105	459,903	(236,202)
TOTAL CHARGES FOR EDUCATION		637,500	603,911	696,105	459,903	(236,202)
TOTAL CHARGES FOR SERVICES		637,500	603,911	696,105	459,903	(236,202)
TOTAL LOCAL REVENUES		637,500	603,911	696,105	459,903	(236,202)
32442	SCHOOL REVENUE-STATE	157,000	154,530	132,000	158,000	26,000
TOTAL CATEGORICAL AID		157,000	154,530	132,000	158,000	26,000
TOTAL STATE REVENUES		157,000	154,530	132,000	158,000	26,000
33301	SCHOOL REVENUE-FEDERAL	3,396,000	3,360,521	3,600,000	3,808,600	208,600
TOTAL FEDERAL REVENUES		3,396,000	3,360,521	3,600,000	3,808,600	208,600
TOTAL SCHOOL NUTRITION FUND		4,190,500	4,118,962	4,428,105	4,426,503	(1,602)

FUND - 1116 - EMERG COMM CENTER FUND  
FUNCTION - 11 - SPECIAL REVENUE FUNDS

ACCOUNT-----	TITLE -----	-----	2017-2018 -----	2018-2019	2019-2020	NET
		BUDGET	ACTUAL	BUDGET	PROPOSED	CHANGE
31010	AMOUNT FROM FUND BALANCE	379,581	379,581		500,000	500,000
	TOTAL FEDERAL REVENUES	379,581	379,581		500,000	500,000
31513	INVESTMENT EARNINGS	5,000	35,113	15,000	15,000	-
	TOTAL USE OF MONEY	5,000	35,113	15,000	15,000	-
31523	RENTAL OF ECC TOWER SPACE	131,220	150,471	150,432	150,432	-
	TOTAL USE OF PROPERTY	131,220	150,471	150,432	150,432	-
	TOTAL USE OF MONEY & PROPERTY	136,220	185,584	165,432	165,432	-
31805	ECC PAYMENTS FM R'HAM CO	2,275,703	2,275,703	2,244,118	2,325,651	81,533
	TOTAL MISCELLANEOUS REVENUES	2,275,703	2,275,703	2,244,118	2,325,651	81,533
31901	RECOVERIES & REBATES		4,226	2,800	3,100	300
31933	RADIO REP/PRCH FOR OTHERS	300,000	281,194	250,000	250,000	-
	TOTAL RECOVERED COSTS	300,000	285,420	252,800	253,100	300
	TOTAL LOCAL REVENUES	2,711,923	2,746,707	2,662,350	2,744,183	81,833
32308	STATE SHARE - DISPATCHERS	160,948	166,835	160,948	160,948	-
	TOTAL SHARED EXPENSES	160,948	166,835	160,948	160,948	-
32536	VA WIRELESS E911 TAX	250,000	252,473	395,000	400,000	5,000
32542	VA WIRELESS 911 BOARD GRT	2,000	2,000	2,000	3,000	1,000
	TOTAL OTHER CATEGORICAL AID	252,000	254,473	397,000	403,000	6,000
	TOTAL STATE REVENUES	412,948	421,308	557,948	563,948	6,000
33559	CACHE TEAM GRNT - OPERTNG	285,000	153,458	150,000	105,000	(45,000)
	TOTAL CATEGORICAL AID	285,000	153,458	150,000	105,000	(45,000)
	TOTAL FEDERAL REVENUES	285,000	153,458	150,000	105,000	(45,000)
34210	TR FROM GENERAL FUND	2,275,703	2,275,703	2,244,118	2,325,651	81,533
34298	TR FROM ECC CP FUND		17,351			-

CITY OF HARRISONBURG, VA  
REVENUE BUDGET

FUND - 1116 - EMERG COMM CENTER FUND  
FUNCTION - 11 - SPECIAL REVENUE FUNDS

ACCOUNT-----	TITLE -----	----- BUDGET	2017-2018 ----- ACTUAL	2018-2019 BUDGET	2019-2020 PROPOSED	NET CHANGE
TOTAL INTER-FUND TRANSFERS		2,275,703	2,293,054	2,244,118	2,325,651	81,533
TOTAL NON-REVENUE RECEIPTS		2,275,703	2,293,054	2,244,118	2,325,651	81,533
TOTAL EMERG COMM CENTER FUND		6,065,155	5,994,108	5,614,416	6,238,782	624,366

CITY OF HARRISONBURG, VA  
REVENUE BUDGET

FUND - 1117 - COMM DEV BLOCK GRANT FUND  
FUNCTION - 11 - SPECIAL REVENUE FUNDS

ACCOUNT-----	TITLE -----	-----	2017-2018 -----	2018-2019	2019-2020	NET
		BUDGET	ACTUAL	BUDGET	PROPOSED	CHANGE
33201	COMM DEV BLOCK GRANT	931,732	362,422	505,968	560,000	54,032
TOTAL NON-CATERGORICAL AID		931,732	362,422	505,968	560,000	54,032
TOTAL FEDERAL REVENUES		931,732	362,422	505,968	560,000	54,032
TOTAL COMM DEV BLOCK GRANT FUND		931,732	362,422	505,968	560,000	54,032



FUND - 1118 - SCHOOL TRNSPORTATION FUND  
FUNCTION - 11 - SPECIAL REVENUE FUNDS

ACCOUNT-----	TITLE -----	-----	2017-2018 -----	2018-2019	2019-2020	NET
		BUDGET	ACTUAL	BUDGET	PROPOSED	CHANGE
31010	AMOUNT FROM FUND BALANCE	117,832	117,832	51,000	65,000	14,000
TOTAL FEDERAL REVENUES		117,832	117,832	51,000	65,000	14,000
31513	INVESTMENT EARNINGS	600	1,058	2,000	2,000	-
TOTAL USE OF MONEY		600	1,058	2,000	2,000	-
TOTAL USE OF MONEY & PROPERTY		600	1,058	2,000	2,000	-
31644	SCH BD-SPEC.ED-SP ARRANGE		2,134	3,000	3,000	-
31645	SCHOOL BD-SPEC.ED-BUS	1,059,000	1,059,000	1,092,700	1,170,600	77,900
31646	SCHOOL BOARD-ATHLETICS	71,500	66,605	80,000	80,000	-
31647	SCHOOL BOARD-CHARTERS	70,000	116,735	75,000	75,000	-
31650	SCHOOL BOARD-SUMMER SCH.	135,000	128,419	135,000	145,000	10,000
31656	SCHOOL BD-SCHOOL BUS	2,365,170	2,365,170	2,483,428	2,557,805	74,377
31658	SCHOOL BUS CHARTERS	12,000	7,758	15,000	15,000	-
31688	OTHER SCHOOL BOARD			210,000	75,000	(135,000)
TOTAL TRANSIT CHARGES		3,712,670	3,745,820	4,094,128	4,121,405	27,277
TOTAL CHARGES FOR SERVICES		3,712,670	3,745,820	4,094,128	4,121,405	27,277
31811	SALE OF USED EQUIPMENT			30,000	25,000	(5,000)
TOTAL MISCELLANEOUS REVENUES				30,000	25,000	(5,000)
31901	RECOVERIES & REBATES		70			-
TOTAL RECOVERED COSTS			70			-
TOTAL LOCAL REVENUES		3,713,270	3,746,948	4,126,128	4,148,405	22,277
34011	INSURANCE RECOVERIES		39,927			-
TOTAL NON-REVENUE RECEIPTS			39,927			-
TOTAL NON-REVENUE RECEIPTS			39,927			-
TOTAL SCHOOL TRNSPORTATION FUND		3,831,102	3,904,707	4,177,128	4,213,405	36,277

FUND - 1310 - GENERAL CAPITAL PROJECTS  
FUNCTION - 13 - CAPITAL PROJECTS FUNDS

ACCOUNT-----	TITLE -----	----- BUDGET	2017-2018 ----- ACTUAL	2018-2019 BUDGET	2019-2020 PROPOSED	NET CHANGE
31010	AMOUNT FROM FUND BALANCE	11,007,973	11,007,973			-
TOTAL NON-REVENUE RECEIPTS		11,007,973	11,007,973			-
31514	INTEREST EARNINGS - BONDS	14,249	24,511			-
TOTAL USE OF MONEY		14,249	24,511			-
TOTAL USE OF MONEY & PROPERTY		14,249	24,511			-
31920	REIMB-R'HAM COUNTY	92,966	11,896			-
31934	REIMB-JMU	776,774	764,242			-
TOTAL RECOVERED COSTS		869,741	776,138			-
TOTAL LOCAL REVENUES		883,990	800,649			-
32539	VDOT SMART SCALE FUNDS	6,527,137	2,412,085			-
32544	VDOT REVENUE SHARING	6,754,391	3,494,907			-
32551	VDFP - BURN BLDING GRANT	480,000				-
32558	VDOT SGR FUNDS	498,244	498,244			-
TOTAL OTHER CATEGORICAL AID		14,259,772	6,405,235			-
TOTAL STATE REVENUES		14,259,772	6,405,235			-
33564	TAP GRANT	604,319	1,113			-
TOTAL CATEGORICAL AID		604,319	1,113			-
TOTAL FEDERAL REVENUES		604,319	1,113			-
34110	LONG-TERM DEBT ISSUED	2,350,000	2,350,000			-
TOTAL DEBT ISSUE PROCEEDS		2,350,000	2,350,000			-
34210	TR FROM GENERAL FUND	2,696,109	2,696,109	1,422,627	2,925,000	1,502,373
TOTAL INTER-FUND TRANSFERS		2,696,109	2,696,109	1,422,627	2,925,000	1,502,373
TOTAL NON-REVENUE RECEIPTS		5,046,109	5,046,109	1,422,627	2,925,000	1,502,373

CITY OF HARRISONBURG, VA  
REVENUE BUDGET

FUND - 1310 - GENERAL CAPITAL PROJECTS  
FUNCTION - 13 - CAPITAL PROJECTS FUNDS

ACCOUNT-----	TITLE -----	-----	2017-2018 -----	2018-2019	2019-2020	NET
		BUDGET	ACTUAL	BUDGET	PROPOSED	CHANGE
TOTAL GENERAL CAPITAL PROJECTS		31,802,164	23,261,080	1,422,627	2,925,000	1,502,373

FUND - 1311 - SCHOOL CAPITAL PROJECTS  
 FUNCTION - 13 - CAPITAL PROJECTS FUNDS

ACCOUNT-----	TITLE -----	-----	2017-2018 -----	2018-2019	2019-2020	NET
		BUDGET	ACTUAL	BUDGET	PROPOSED	CHANGE
31010	AMOUNT FROM FUND BALANCE	7,580,535	7,580,535			-
	TOTAL NON-REVENUE RECEIPTS	7,580,535	7,580,535			-
31514	INTEREST EARNINGS - BONDS	14,190	14,190			-
	TOTAL USE OF MONEY	14,190	14,190			-
	TOTAL USE OF MONEY & PROPERTY	14,190	14,190			-
	TOTAL LOCAL REVENUES	14,190	14,190			-
34210	TR FROM GENERAL FUND	151,741	151,741			-
34291	TR FROM GENERAL CP FUND	753,906	753,906			-
	TOTAL INTER-FUND TRANSFERS	905,647	905,647			-
	TOTAL NON-REVENUE RECEIPTS	905,647	905,647			-
	TOTAL SCHOOL CAPITAL PROJECTS	8,500,372	8,500,372			-

FUND - 1316 - ECC CAPITAL PROJECTS  
FUNCTION - 13 - CAPITAL PROJECTS FUNDS

ACCOUNT-----	TITLE -----	-----	2017-2018 -----	2018-2019	2019-2020	NET
		BUDGET	ACTUAL	BUDGET	PROPOSED	CHANGE
31010	AMOUNT FROM FUND BALANCE	1,421,032	1,421,032			-
TOTAL NON-REVENUE RECEIPTS		1,421,032	1,421,032			-
31914	RECOVERED COSTS	209,608	111,231			-
31920	REIMB-R'HAM COUNTY	4,352,972	3,089,083			-
31934	REIMB-JMU	586,153	271,016		50,000	50,000
31938	REIMB-CITY	3,657,267	2,236,317			-
TOTAL RECOVERED COSTS		8,806,000	5,707,647		50,000	50,000
TOTAL LOCAL REVENUES		8,806,000	5,707,647		50,000	50,000
34296	TR FROM ECC FUND	215,000	215,000		500,000	500,000
TOTAL INTER-FUND TRANSFERS		215,000	215,000		500,000	500,000
TOTAL NON-REVENUE RECEIPTS		215,000	215,000		500,000	500,000
TOTAL ECC CAPITAL PROJECTS		10,442,032	7,343,679		550,000	550,000

FUND - 1321 - WATER CAPITAL PROJECTS  
FUNCTION - 13 - CAPITAL PROJECTS FUNDS

ACCOUNT-----	TITLE -----	-----	2017-2018 -----	-----	2018-2019	2019-2020	NET
		BUDGET	ACTUAL		BUDGET	PROPOSED	CHANGE
31010	AMOUNT FROM FUND BALANCE	4,760,310	4,760,310				-
	TOTAL NON-REVENUE RECEIPTS	4,760,310	4,760,310				-
31514	INTEREST EARNINGS - BONDS	2,663	59,556				-
	TOTAL USE OF MONEY	2,663	59,556				-
	TOTAL USE OF MONEY & PROPERTY	2,663	59,556				-
	TOTAL LOCAL REVENUES	2,663	59,556				-
33570	VDH - FLUORIDE GRANT	48,000					-
	TOTAL CATEGORICAL AID	48,000					-
	TOTAL FEDERAL REVENUES	48,000					-
34110	LONG-TERM DEBT ISSUED	7,000,000	7,000,000				-
	TOTAL DEBT ISSUE PROCEEDS	7,000,000	7,000,000				-
34220	TR FROM WATER FUND	1,829,000	1,829,000		2,835,392	3,357,725	522,333
	TOTAL INTER-FUND TRANSFERS	1,829,000	1,829,000		2,835,392	3,357,725	522,333
	TOTAL NON-REVENUE RECEIPTS	8,829,000	8,829,000		2,835,392	3,357,725	522,333
	TOTAL WATER CAPITAL PROJECTS	13,639,974	13,648,866		2,835,392	3,357,725	522,333

FUND - 1322 - SEWER CAPITAL PROJECTS  
FUNCTION - 13 - CAPITAL PROJECTS FUNDS

ACCOUNT-----	TITLE -----	----- 2017-2018 -----	----- 2018-2019 -----	2019-2020	NET	
		BUDGET	ACTUAL	PROPOSED	CHANGE	
31010	AMOUNT FROM FUND BALANCE	2,611,692	2,611,692		-	
	TOTAL NON-REVENUE RECEIPTS	2,611,692	2,611,692		-	
34230	TR FROM SEWER FUND	515,000	515,000	1,336,000	1,186,848	(149,152)
	TOTAL INTER-FUND TRANSFERS	515,000	515,000	1,336,000	1,186,848	(149,152)
	TOTAL NON-REVENUE RECEIPTS	515,000	515,000	1,336,000	1,186,848	(149,152)
	TOTAL SEWER CAPITAL PROJECTS	3,126,692	3,126,692	1,336,000	1,186,848	(149,152)

FUND - 1324 - SANITATION CAP. PROJECTS  
FUNCTION - 13 - CAPITAL PROJECTS FUNDS

ACCOUNT-----	TITLE -----	----- 2017-2018 -----	----- 2018-2019 -----	2019-2020	NET
		BUDGET	ACTUAL	PROPOSED	CHANGE
31010	AMOUNT FROM FUND BALANCE	1,954,943	1,954,943		-
TOTAL NON-REVENUE RECEIPTS		1,954,943	1,954,943		-
34270	TR FROM SANITATION FUND	265,000	265,000	73,500	(73,500)
TOTAL INTER-FUND TRANSFERS		265,000	265,000	73,500	(73,500)
TOTAL NON-REVENUE RECEIPTS		265,000	265,000	73,500	(73,500)
TOTAL SANITATION CAP. PROJECTS		2,219,943	2,219,943	73,500	(73,500)



FUND - 1328 - STMWTR CAP PROJECTS  
FUNCTION - 13 - CAPITAL PROJECTS FUNDS

ACCOUNT-----	TITLE -----	----- 2017-2018 -----	----- 2018-2019 -----	2019-2020	NET
		BUDGET	ACTUAL	PROPOSED	CHANGE
31010	AMOUNT FROM FUND BALANCE	1,215,408	1,215,408		-
	TOTAL NON-REVENUE RECEIPTS	1,215,408	1,215,408		-
34285	TR FROM STORMWATER FUND	885,000	885,000	1,079,000	(411,500)
	TOTAL INTER-FUND TRANSFERS	885,000	885,000	1,079,000	(411,500)
	TOTAL NON-REVENUE RECEIPTS	885,000	885,000	1,079,000	(411,500)
	TOTAL STMWTR CAP PROJECTS	2,100,408	2,100,408	1,079,000	(411,500)

FUND - 2011 - WATER FUND  
FUNCTION - 20 - ENTERPRISE FUNDS

ACCOUNT-----	TITLE -----	----- 2017-2018 -----	----- 2018-2019 -----	----- 2019-2020 -----	NET	
		BUDGET	ACTUAL	BUDGET	PROPOSED	CHANGE
31010	AMOUNT FROM FUND BALANCE	465,948	465,948	1,167,740	1,300,000	132,260
TOTAL NON-REVENUE RECEIPTS		465,948	465,948	1,167,740	1,300,000	132,260
31318	APPLICATION FEES	200,000	301,200	200,000	250,000	50,000
TOTAL LIC., PERMITS & PRIV. FEE		200,000	301,200	200,000	250,000	50,000
31513	INVESTMENT EARNINGS	15,000	117,504	30,000	50,000	20,000
TOTAL USE OF MONEY		15,000	117,504	30,000	50,000	20,000
31521	RENTAL OF PROPERTY	28,000	31,700	28,000	28,000	-
TOTAL USE OF PROPERTY		28,000	31,700	28,000	28,000	-
TOTAL USE OF MONEY & PROPERTY		43,000	149,204	58,000	78,000	20,000
31611	UTILITY SALES TO CUSTOMER	7,133,850	7,530,010	8,191,660	8,694,600	502,940
31612	UTILITY SALES TO CITY DEP	125,000	46,760	50,000	50,000	-
31613	WATER SURCHARGE FEE	225,000	231,145	225,000	225,000	-
31615	FIRE HYDRANT CHARGE	75,000	75,000	63,000	53,000	(10,000)
31617	UTILITY BILLING CHARGE	100,000	81,837	100,000	100,000	-
TOTAL WATER CHARGES		7,658,850	7,964,752	8,629,660	9,122,600	492,940
TOTAL CHARGES FOR SERVICES		7,658,850	7,964,752	8,629,660	9,122,600	492,940
31810	SALE OF MAT'L & SUPPLIES	5,000	6,179	5,000	5,000	-
31811	SALE OF USED EQUIPMENT		10,504			-
31828	VML SAFETY GRANT		2,083			-
31832	COLLECTION FEE	1,000	724	1,000	1,000	-
TOTAL MISCELLANEOUS REVENUES		6,000	19,490	6,000	6,000	-
31901	RECOVERIES & REBATES	1,000	1,059	1,000	5,000	4,000
31902	RECOVERABLE CHARGES	24,000	64,671	29,000	30,000	1,000
TOTAL RECOVERED COSTS		25,000	65,730	30,000	35,000	5,000
TOTAL LOCAL REVENUES		7,932,850	8,500,377	8,923,660	9,491,600	567,940
34011	INSURANCE RECOVERIES		9,485			-
TOTAL NON-REVENUE RECEIPTS			9,485			-

CITY OF HARRISONBURG, VA  
REVENUE BUDGET

FUND - 2011 - WATER FUND  
FUNCTION - 20 - ENTERPRISE FUNDS

ACCOUNT-----	TITLE -----	----- BUDGET	2017-2018 ----- ACTUAL	2018-2019 BUDGET	2019-2020 PROPOSED	NET CHANGE
34310	TRANS. FROM DEPR. RESERVE	1,904,136	1,904,136	1,484,800	1,519,500	34,700
	TOTAL INTRA-FUND TRANSFERS	1,904,136	1,904,136	1,484,800	1,519,500	34,700
	TOTAL NON-REVENUE RECEIPTS	1,904,136	1,913,621	1,484,800	1,519,500	34,700
	TOTAL WATER FUND	10,302,934	10,879,946	11,576,200	12,311,100	734,900

FUND - 2012 - SEWER FUND  
FUNCTION - 20 - ENTERPRISE FUNDS

ACCOUNT-----	TITLE -----	-----	2017-2018 -----	-----	2018-2019	2019-2020	NET
		BUDGET	ACTUAL		BUDGET	PROPOSED	CHANGE
31010	AMOUNT FROM FUND BALANCE	223,970	223,970		772,320	1,300,000	527,680
TOTAL NON-REVENUE RECEIPTS		223,970	223,970		772,320	1,300,000	527,680
31318	APPLICATION FEES	225,000	495,300		250,000	250,000	-
TOTAL LIC., PERMITS & PRIV. FEE		225,000	495,300		250,000	250,000	-
31513	INVESTMENT EARNINGS	12,000	100,737		25,000	50,000	25,000
TOTAL USE OF MONEY		12,000	100,737		25,000	50,000	25,000
TOTAL USE OF MONEY & PROPERTY		12,000	100,737		25,000	50,000	25,000
31621	UTILITY SALES TO CUSTOMER	3,858,673	3,950,671		4,003,740	4,323,800	320,060
31622	UTILITY SALES TO CITY DEP	20,000	17,910		15,000	20,000	5,000
31623	SEWER AUTHORITY FEE	6,552,000	6,677,622		6,795,200	6,610,900	(184,300)
TOTAL SEWER CHARGES		10,430,673	10,646,203		10,813,940	10,954,700	140,760
TOTAL CHARGES FOR SERVICES		10,430,673	10,646,203		10,813,940	10,954,700	140,760
31810	SALE OF MAT'L & SUPPLIES	1,000			1,000	1,000	-
31811	SALE OF USED EQUIPMENT		5,053				-
TOTAL MISCELLANEOUS REVENUES		1,000	5,053		1,000	1,000	-
31901	RECOVERIES & REBATES	1,000			1,000	1,000	-
31902	RECOVERABLE CHARGES	19,000	34,104		19,000	19,000	-
31905	CONNECTION CHARGES		1,800				-
TOTAL RECOVERED COSTS		20,000	35,904		20,000	20,000	-
TOTAL LOCAL REVENUES		10,688,673	11,283,197		11,109,940	11,275,700	165,760
34310	TRANS. FROM DEPR. RESERVE	1,449,408	1,449,408		1,506,900	1,551,000	44,100
TOTAL INTRA-FUND TRANSFERS		1,449,408	1,449,408		1,506,900	1,551,000	44,100
TOTAL NON-REVENUE RECEIPTS		1,449,408	1,449,408		1,506,900	1,551,000	44,100
TOTAL SEWER FUND		12,362,051	12,956,575		13,389,160	14,126,700	737,540

FUND - 2013 - PUBLIC TRNSPORTATION FUND  
FUNCTION - 20 - ENTERPRISE FUNDS

ACCOUNT-----	TITLE -----	----- 2017-2018 -----	----- 2018-2019 -----	----- 2019-2020 -----	NET	
		BUDGET	ACTUAL	BUDGET	PROPOSED	CHANGE
31010	AMOUNT FROM FUND BALANCE	28,181	28,181			-
	TOTAL NON-REVENUE RECEIPTS	28,181	28,181			-
31513	INVESTMENT EARNINGS	1,500	8,615	5,000	15,000	10,000
	TOTAL USE OF MONEY	1,500	8,615	5,000	15,000	10,000
31524	ADVERTISEMENT ON BUSES	80,000	103,113	90,000	95,000	5,000
	TOTAL USE OF PROPERTY	80,000	103,113	90,000	95,000	5,000
	TOTAL USE OF MONEY & PROPERTY	81,500	111,728	95,000	110,000	15,000
31641	SPECIAL TRANSIT SERVICES	30,000	37,663	40,000	45,000	5,000
31643	WELFARE DEPT.-TITLE XX	500	50	290		(290)
31649	TRANSIT COUPONS	30,000	28,780	32,000	32,000	-
31652	BUS FARES-TRANSIT	75,000	66,442	80,000	64,000	(16,000)
31653	COUNTY VAN SHUTTLE	2,500	1,942	2,500	2,100	(400)
31654	JMU TRANSIT CONTRACT	1,536,800	1,536,800	1,536,800	1,536,800	-
31659	PARATRANSIT FARES	46,000	41,182	48,000	45,000	(3,000)
31689	OTHER TRANSIT CONTRACTS	236,356	236,358	243,446	350,750	107,304
	TOTAL TRANSIT CHARGES	1,957,156	1,949,217	1,983,036	2,075,650	92,614
	TOTAL CHARGES FOR SERVICES	1,957,156	1,949,217	1,983,036	2,075,650	92,614
31811	SALE OF USED EQUIPMENT		185,983	10,000		(10,000)
	TOTAL MISCELLANEOUS REVENUES		185,983	10,000		(10,000)
31901	RECOVERIES & REBATES		2,985			-
31935	CAPITAL MATCH - JMU	108,727	108,727	111,988	115,350	3,362
	TOTAL RECOVERED COSTS	108,727	111,712	111,988	115,350	3,362
	TOTAL LOCAL REVENUES	2,147,383	2,358,640	2,200,024	2,301,000	100,976
32516	TRANSIT-OPERATING	12,000	9,916	12,000	12,000	-
32518	TRANSIT-CAP GRANT-STATE	157,304	37,940	440,029	330,460	(109,569)
32519	TRANSIT-OPERATING-STATE	1,440,000	1,333,804	1,500,000	1,355,270	(144,730)
	TOTAL OTHER CATEGORICAL AID	1,609,304	1,381,660	1,952,029	1,697,730	(254,299)

FUND - 2013 - PUBLIC TRNSPORTATION FUND  
FUNCTION - 20 - ENTERPRISE FUNDS

ACCOUNT-----	TITLE -----	-----	2017-2018 -----	2018-2019	2019-2020	NET
		BUDGET	ACTUAL	BUDGET	PROPOSED	CHANGE
TOTAL STATE REVENUES		1,609,304	1,381,660	1,952,029	1,697,730	(254,299)
33305	TRANSIT-CAP.GRANT-FEDERAL	782,519	402,050	2,520,000	2,708,000	188,000
33306	TRANSIT-OPERATING-FEDERAL	1,815,638	1,167,244	1,764,000	1,955,770	191,770
TOTAL FEDERAL REVENUES		2,598,157	1,569,294	4,284,000	4,663,770	379,770
34011	INSURANCE RECOVERIES		780			-
TOTAL NON-REVENUE RECEIPTS			780			-
34210	TR FROM GENERAL FUND	250,000	250,000	250,000	250,000	-
34291	TR FROM GENERAL CP FUND	85,000	72,858			-
TOTAL INTER-FUND TRANSFERS		335,000	322,858	250,000	250,000	-
34310	TRANS. FROM DEPR. RESERVE	216,660	216,660			-
TOTAL INTRA-FUND TRANSFERS		216,660	216,660			-
TOTAL NON-REVENUE RECEIPTS		551,660	540,298	250,000	250,000	-
TOTAL PUBLIC TRNSPORTATION FUND		6,934,685	5,878,073	8,686,053	8,912,500	226,447

FUND - 2014 - SANITATION FUND  
FUNCTION - 20 - ENTERPRISE FUNDS

ACCOUNT-----	TITLE -----	-----	2017-2018 -----	-----	2018-2019	2019-2020	NET
		BUDGET	ACTUAL		BUDGET	PROPOSED	CHANGE
31010	AMOUNT FROM FUND BALANCE	1,250,048	1,250,048		1,229,215	254,375	(974,840)
TOTAL NON-REVENUE RECEIPTS		1,250,048	1,250,048		1,229,215	254,375	(974,840)
31513	INVESTMENT EARNINGS	6,000	40,915		34,600	45,000	10,400
TOTAL USE OF MONEY		6,000	40,915		34,600	45,000	10,400
TOTAL USE OF MONEY & PROPERTY		6,000	40,915		34,600	45,000	10,400
31631	SOLID WASTE FEE	1,270,000	1,243,218		1,270,000	4,150,000	2,880,000
31637	SOLID WASTE MNGMENT FEE	2,950,000	2,927,211		2,950,000		(2,950,000)
TOTAL REFUSE CHARGES		4,220,000	4,170,429		4,220,000	4,150,000	(70,000)
TOTAL CHARGES FOR SERVICES		4,220,000	4,170,429		4,220,000	4,150,000	(70,000)
31810	SALE OF MAT'L & SUPPLIES		4,516				-
31811	SALE OF USED EQUIPMENT		4,450				-
TOTAL MISCELLANEOUS REVENUES			8,966				-
31915	REIMB-JMU CISAT		4,813				-
31929	REIMB-JMU-CHILLER UDGRADE	105,475	105,475		101,825		(101,825)
31937	REIMB-HAULING	61,900	49,747				-
TOTAL RECOVERED COSTS		167,375	160,035		101,825		(101,825)
TOTAL LOCAL REVENUES		4,393,375	4,380,344		4,356,425	4,195,000	(161,425)
34310	TRANS. FROM DEPR. RESERVE	200,000	200,000				-
TOTAL INTRA-FUND TRANSFERS		200,000	200,000				-
TOTAL NON-REVENUE RECEIPTS		200,000	200,000				-
TOTAL SANITATION FUND		5,843,423	5,830,392		5,585,640	4,449,375	(1,136,265)

FUND - 2017 - BUSINESS LOAN PROGRAM  
FUNCTION - 20 - ENTERPRISE FUNDS

ACCOUNT-----	TITLE -----	-----	2017-2018 -----		2018-2019	2019-2020	NET
		BUDGET	ACTUAL		BUDGET	PROPOSED	CHANGE
31010	AMOUNT FROM FUND BALANCE	89,500	89,500		91,000	104,000	13,000
TOTAL NON-REVENUE RECEIPTS		89,500	89,500		91,000	104,000	13,000
31513	INVESTMENT EARNINGS		2,227				-
31515	LOAN PROGRAM INTEREST	2,500	3,503		2,400	2,000	(400)
TOTAL USE OF MONEY		2,500	5,730		2,400	2,000	(400)
TOTAL USE OF MONEY & PROPERTY		2,500	5,730		2,400	2,000	(400)
31842	LOAN PROGRAM PRINCIPLE	33,000	32,274		31,600	19,000	(12,600)
31843	LOAN PRGM APPLICATION FEE		130				-
TOTAL MISCELLANEOUS REVENUES		33,000	32,404		31,600	19,000	(12,600)
TOTAL LOCAL REVENUES		35,500	38,133		34,000	21,000	(13,000)
TOTAL BUSINESS LOAN PROGRAM		125,000	127,633		125,000	125,000	-



FUND - 2018 - STORMWATER FUND  
FUNCTION - 20 - ENTERPRISE FUNDS

ACCOUNT-----	TITLE -----	-----	2017-2018 -----	2018-2019	2019-2020	NET
		BUDGET	ACTUAL	BUDGET	PROPOSED	CHANGE
31010	AMOUNT FROM FUND BALANCE	228,401	228,401	243,900	34,620	(209,280)
TOTAL LOCAL REVENUES		228,401	228,401	243,900	34,620	(209,280)
31513	INVESTMENT EARNINGS	8,000	30,395	22,000	50,000	28,000
TOTAL USE OF MONEY		8,000	30,395	22,000	50,000	28,000
TOTAL USE OF MONEY & PROPERTY		8,000	30,395	22,000	50,000	28,000
31752	STORMWATER MNGMT FEE	1,325,519	1,346,996	1,327,651	1,327,680	29
TOTAL CHARGES FOR STORMWATER MN		1,325,519	1,346,996	1,327,651	1,327,680	29
TOTAL CHARGES FOR SERVICES		1,325,519	1,346,996	1,327,651	1,327,680	29
31901	RECOVERIES & REBATES		275			-
TOTAL RECOVERED COSTS			275			-
TOTAL LOCAL REVENUES		1,333,519	1,377,666	1,349,651	1,377,680	28,029
TOTAL STORMWATER FUND		1,561,920	1,606,067	1,593,551	1,412,300	(181,251)

FUND - 2111 - CENTRAL GARAGE FUND  
FUNCTION - 21 - INTERNAL SERVICE FUNDS

ACCOUNT-----	TITLE -----	----- 2017-2018 -----		2018-2019	2019-2020	NET
		BUDGET	ACTUAL	BUDGET	PROPOSED	CHANGE
31010	AMOUNT FROM FUND BALANCE	16,882	16,882		63,000	63,000
TOTAL LOCAL REVENUES		16,882	16,882		63,000	63,000
31332	TAXI CAB LIC./INSPECTION	3,000	2,765	2,000	1,000	(1,000)
TOTAL LIC., PERMITS & PRIV. FEE		3,000	2,765	2,000	1,000	(1,000)
31513	INVESTMENT EARNINGS	400	5,737	3,000	7,000	4,000
TOTAL USE OF MONEY		400	5,737	3,000	7,000	4,000
TOTAL USE OF MONEY & PROPERTY		400	5,737	3,000	7,000	4,000
31695	SALE OF SERVICES TO DEPTS	1,448,142	1,618,582	1,500,626	1,499,420	(1,206)
31696	SERVICES TO EXT AGENCIES	15,000	14,149	15,000	15,000	-
TOTAL CHARGES FOR SERVICES		1,463,142	1,632,731	1,515,626	1,514,420	(1,206)
31901	RECOVERIES & REBATES	5,000	37,417	5,000	1,000	(4,000)
TOTAL RECOVERED COSTS		5,000	37,417	5,000	1,000	(4,000)
TOTAL LOCAL REVENUES		1,471,542	1,678,651	1,525,626	1,523,420	(2,206)
34011	INSURANCE RECOVERIES		1,000			-
TOTAL NON-REVENUE RECEIPTS			1,000			-
TOTAL NON-REVENUE RECEIPTS			1,000			-
TOTAL CENTRAL GARAGE FUND		1,488,424	1,696,533	1,525,626	1,586,420	60,794

FUND - 2112 - CENTRAL STORES FUND  
FUNCTION - 21 - INTERNAL SERVICE FUNDS

ACCOUNT-----	TITLE -----	-----	2017-2018 -----		2018-2019	2019-2020	NET
		BUDGET	ACTUAL		BUDGET	PROPOSED	CHANGE
31010	AMOUNT FROM FUND BALANCE	2,000	2,000				-
TOTAL NON-REVENUE RECEIPTS		2,000	2,000				-
34220	TR FROM WATER FUND	161,895	161,895		165,420	175,230	9,810
34230	TR FROM SEWER FUND	16,010	16,010		16,362	3,576	(12,786)
TOTAL INTER-FUND TRANSFERS		177,905	177,905		181,782	178,806	(2,976)
TOTAL NON-REVENUE RECEIPTS		177,905	177,905		181,782	178,806	(2,976)
TOTAL CENTRAL STORES FUND		179,905	179,905		181,782	178,806	(2,976)
TOTAL REPORT		319,487,188	309,577,926		259,912,269	274,421,335	14,509,066

# **EXPENDITURE BUDGET**

**CITY OF HARRISONBURG, VIRGINIA  
EXPENDITURE BUDGET  
FISCAL YEAR 2020**

1000	General Fund	1-112
1111	School Fund	113
1114	School Nutrition Fund	114
1116	Emergency Communications Center Fund	115-117
1117	Community Development Block Grant Fund	118-119
1118	School Transportation Fund	120-124
1310	General Capital Projects Fund	125-126
1311	School Capital Projects Fund	127
1316	Emergency Communications Center Capital Projects Fund	128
1321	Water Capital Projects Fund	129
1322	Sewer Capital Projects Fund	130
1324	Sanitation Capital Projects Fund	131
1328	Stormwater Capital Projects Fund	132
2011	Water Fund	133-145
2012	Sewer Fund	146-158
2013	Public Transportation Fund	159-167
2014	Sanitation Fund	168-177
2017	Business Loan Program Fund	178
2018	Stormwater Fund	179-182
2111	Central Garage Fund	183-187
2112	Central Stores Fund	188-190

**CITY OF HARRISONBURG, VIRGINIA  
EXPENDITURE BUDGET  
BY FUNDS AND DEPARTMENTS  
FISCAL YEAR 2020**

**1000 General Fund:**

110111	City Council		1-2
120111	City Manager		3-4
120411	City Attorney		5
120511	Human Resources		6-7
120811	Independent Auditor		8
120912	Commissioner of the Revenue		9-10
121012	Assessors		11-12
121112	Equalization		13
121313	City Treasurer		14-15
121511	Finance	Finance	16-17
122011	Information Technology		18-19
122211	Finance	Purchasing	20-21
130114	Electoral Board		22-23
310131	Police	Administration	24-26
310231	Police	Operations Division	27-28
310331	Police	Criminal Investigation Division	29-30
310631	Police	Special Operations	31-32
310731	Police	Police Grants	33
320132	Fire	Administration	34-35
320232	Fire	Suppression	36-38
320332	Fire	Prevention	39-40
320432	Fire	Training	41-42
320632	Fire	Public Safety Building	43-44
320732	Fire	Child Safety Alliance	45
330231	Police	Court Appointed Attorney	46
330531	Regional Juvenile Home		47
330731	Regional Jail		48
340121	Community Development	Building Inspection	49-50
350131	Police	Animal Control	51-52
350532	Fire	Emergency Services	53
410121	Community Development	General Engineering	54-55
410241	Public Works	Highway and Street Maintenance	56-58
410441	Public Works	Street Lights	59
410541	Public Works	Snow and Ice Removal	60-61
410741	Public Works	Traffic Engineering	62-63
410841	Public Works	Highway and Street Beautification	64-65
410941	Public Works	Downtown Parking Maintenance	66-67
420241	Public Works	Street and Road Cleaning	68-69
430221	General Properties		70-71

**CITY OF HARRISONBURG, VIRGINIA  
EXPENDITURE BUDGET  
BY FUNDS AND DEPARTMENTS  
FISCAL YEAR 2020**

**1000 General Fund (continued):**

510111	Local Health Department		72
520511	Community Services Board		73
530611	Tax Relief for the Elderly		74
710171	Parks and Recreation	Administration	75-76
710271	Parks and Recreation	Parks	77-78
710371	Parks and Recreation	Field Maintenance	79-80
710471	Parks and Recreation	Rec. Center & Play Grounds	81-82
710671	Parks and Recreation	Simms Recreation Center	83-84
710771	Parks and Recreation	Westover Pool	85-86
710871	Parks and Recreation	Athletics	87-88
730271	Parks and Recreation	Golf Course Grounds Management	89-90
730371	Parks and Recreation	Golf Course Clubhouse Management	91-92
750511	Regional Library		93
810121	Community Development	Planning	94-95
810221	Community Development	Zoning Administration	96-97
810421	Community Development	Board of Zoning Appeals	98
810521	Economic Development	Economic Development	99-100
810821	Economic Development	Tourism and Visitors Services	101-102
810921	Downtown Parking Services		103-104
820241	Public Works	Blacks Run Greenway	105-106
910411	Contributions - Community & Civic Organizations		107
910511	Joint Operations with Rockingham County		108
910811	Conference Center (SVCC)		109
940111	Reserve for Contingencies		110
980142	Debt Service		111
990111	Transfers		112
<b>1111 School Fund:</b>			
111114	School		113
<b>1114 School Nutrition Fund:</b>			
111414	School Nutrition		114
<b>1116 Emergency Communications Center Fund:</b>			
321132	Emergency Operations Center		115-117
<b>1117 Community Development Block Grant Fund:</b>			
810721	Community Development Block Grant		118-119
<b>1118 School Transportation Fund:</b>			
622081	School Buses		120-121
632081	Field Trips and Charters		122
662081	Administration		123-124

**CITY OF HARRISONBURG, VIRGINIA  
EXPENDITURE BUDGET  
BY FUNDS AND DEPARTMENTS  
FISCAL YEAR 2020**

**1310 General Capital Projects Fund:**

910141	Capital Projects	125-126
--------	------------------	---------

**1311 School Capital Projects Fund:**

910114	Capital Projects	127
--------	------------------	-----

**1316 Emergency Communications Center Capital Projects Fund:**

910132	Capital Projects	128
--------	------------------	-----

**1321 Water Capital Projects Fund:**

910161	Capital Projects	129
--------	------------------	-----

**1322 Sewer Capital Projects Fund:**

911161	Capital Projects	130
--------	------------------	-----

**1324 Sanitation Capital Projects Fund:**

910142	Capital Projects	131
--------	------------------	-----

**1328 Stormwater Capital Projects Fund:**

910541	Capital Projects	132
--------	------------------	-----

**2011 Water Fund:**

312061	Administration	133-134
--------	----------------	---------

322061	Pumping, Storage and Monitoring	135-136
--------	---------------------------------	---------

332061	Transmission and Distribution	137-138
--------	-------------------------------	---------

342061	Utility Billing- Water	139
--------	------------------------	-----

352061	Miscellaneous	140
--------	---------------	-----

362061	Purification	141-142
--------	--------------	---------

372061	Capital Outlay	143
--------	----------------	-----

382061	Debt Service	144
--------	--------------	-----

392061	Transfers	145
--------	-----------	-----

**2012 Sewer Fund:**

412061	Administration	146-147
--------	----------------	---------

422061	Treatment and Disposal	148
--------	------------------------	-----

432061	Collection and Transmission	149-150
--------	-----------------------------	---------

442061	Miscellaneous	151
--------	---------------	-----

452061	Utility Billing- Sewer	152-153
--------	------------------------	---------

462061	Pumping and Monitoring	154-155
--------	------------------------	---------

472061	Capital Outlay	156
--------	----------------	-----

482061	Debt Service	157
--------	--------------	-----

492061	Transfers	158
--------	-----------	-----



**CITY OF HARRISONBURG, VIRGINIA  
EXPENDITURE BUDGET  
BY FUNDS AND DEPARTMENTS  
FISCAL YEAR 2020**

**2013 Public Transportation Fund:**

812081	Transit Buses	159-160
842081	Miscellaneous	161
852081	Paratransit Buses	162-163
862081	Administration	164-165
872081	Capital Outlay	166
892081	Transfers	167

**2014 Sanitation Fund:**

922041	Solid Waste Collection	168-169
932042	Landfill	170-171
942042	Miscellaneous	172
962042	Solid Waste Management	173-174
972043	Capital Outlay	175
982042	Debt Service	176
992042	Transfers	177

**2017 Business Loan Program Fund Fund:**

850521	Revolving Loan Program	178
--------	------------------------	-----

**2018 Stormwater Fund:**

452041	Stormwater Management	179-180
472041	Capital Outlay	181
492041	Transfers	182

**2111 Central Garage Fund:**

612141	Operating	183-184
662141	Administration	185-186
672141	Capital Outlay	187

**2112 Central Stores Fund:**

712141	Operating	188-189
772141	Capital Outlay	190

FUND - 1000 - GENERAL FUND  
 FUNCTION - 100 - GENERAL GOVERNMENT  
 ACTIVITY - 1100 - LEGISLATIVE  
 DEPARTMENT - 110111 - CITY COUNCIL

ACCOUNT-----	TITLE -----	----- 2017-2018 -----		2018-2019	2019-2020	NET CHANGE
		BUDGET	ACTUAL	BUDGET	PROPOSED	
41010	SALARIES & WAGES-REG.	43,300	43,645	45,248	49,317	4,069
41020	SALARIES & WAGES-O/T		229			-
41030	PT SALARIES & WAGES-REG	63,000	63,000	63,000	63,000	-
TOTAL PERSONAL SERVICES		106,300	106,873	108,248	112,317	4,069
42010	FICA	8,133	8,099	8,282	8,593	311
42020	RETIREMENT - VRS	5,093	5,132	5,100	5,558	458
42050	HEALTH INSURANCE	9,999				-
42060	LIFE INSURANCE - VRS	568	572	593	646	53
42070	DISABILITY (VLDP)		258	260	291	31
42080	DENTAL INSURANCE	156	156	156	156	-
42110	WORKER'S COMP.	30	32	35	42	7
TOTAL FRINGE BENEFITS		23,979	14,248	14,426	15,286	860
43100	PROFESSIONAL SERVICES	83,125	83,888	7,150	6,500	(650)
43600	ADVERTISING	10,000	11,621	10,000	14,000	4,000
TOTAL PURCHASED SERVICES		93,125	95,508	17,150	20,500	3,350
45210	POSTAGE	250	223	250	250	-
45230	TELECOMMUNICATIONS	780	752	780	624	(156)
45370	PUB.OFFICIAL LIABILITY IN	495	426	424	656	232
45380	GENERAL LIABILITY INS.	187	184	183	270	87
45410	LEASE/RENT OF EQUIPMENT	60	118	80	252	172
45530	TRAINING & TRAVEL	8,700	8,327	8,700	13,290	4,590
45810	DUES & MEMBERSHIPS	41,000	37,776	19,000	37,489	18,489
TOTAL OTHER CHARGES		51,472	47,805	29,417	52,831	23,414
46010	OFFICE SUPPLIES	3,800	48	2,000	1,000	(1,000)
46120	BOOKS & SUBSCRIPTIONS	360	388	8,760	10,900	2,140
46140	OTHER OPERATING SUPPLIES	14,000	17,999	14,000	12,000	(2,000)
TOTAL MATERIALS & SUPPLIES		18,160	18,435	24,760	23,900	(860)
TOTAL OTHER OPERATING EXPENSES		186,736	175,997	85,753	112,517	26,764
48101	PUBLICATIONS	8,400	7,405			-
48121	FURNITURE & FIXTURES	3,314	3,314			-
48171	EDP EQUIPMENT	700				-
48172	HARDWARE	1,000	749			-
TOTAL CAP. OUTLAY-REPLACEMENTS		13,414	11,467			-

CITY OF HARRISONBURG, VA  
EXPENDITURE BUDGET

FUND - 1000 - GENERAL FUND  
 FUNCTION - 100 - GENERAL GOVERNMENT  
 ACTIVITY - 1100 - LEGISLATIVE  
 DEPARTMENT - 110111 - CITY COUNCIL

ACCOUNT----- TITLE -----	----- 2017-2018 -----		2018-2019 BUDGET	2019-2020 PROPOSED	NET CHANGE
	BUDGET	ACTUAL			
TOTAL CAPITAL OUTLAY	13,414	11,467			-
TOTAL CITY COUNCIL	306,450	294,338	194,001	224,834	30,833

FUND - 1000 - GENERAL FUND  
 FUNCTION - 100 - GENERAL GOVERNMENT  
 ACTIVITY - 1200 - GENERAL & FINANCIAL ADMIN  
 DEPARTMENT - 120111 - MANAGER

ACCOUNT-----	TITLE -----	-----	2017-2018 -----	2018-2019	2019-2020	NET
		BUDGET	ACTUAL	BUDGET	PROPOSED	CHANGE
41010	SALARIES & WAGES-REG.	320,942	321,235	445,120	487,351	42,231
41050	ANNUAL LEAVE - SEPARATION	30,000	18,362			-
41051	SICK LEAVE - SEPARATION	7,500	7,500			-
TOTAL PERSONAL SERVICES		358,442	347,096	445,120	487,351	42,231
42010	FICA	29,042	22,152	34,052	37,282	3,230
42020	RETIREMENT - VRS	40,041	35,178	49,376	54,136	4,760
42050	HEALTH INSURANCE	30,742	27,567	38,810	37,805	(1,005)
42060	LIFE INSURANCE - VRS	4,740	3,919	5,740	6,293	553
42070	DISABILITY (VLDP)	229	89	564	1,124	560
42080	DENTAL INSURANCE	601	490	694	694	-
42110	WORKER'S COMP.	211	201	298	429	131
TOTAL FRINGE BENEFITS		105,606	89,594	129,534	137,763	8,229
43100	PROFESSIONAL SERVICES	49,800	34,690		10,000	10,000
43110	MEDICAL SERVICES		40			-
43320	SERVICE CONTRACTS		334			-
43600	ADVERTISING				250	250
TOTAL PURCHASED SERVICES		49,800	35,063		10,250	10,250
45210	POSTAGE	100	332	100	100	-
45230	TELECOMMUNICATIONS	4,010	4,181	3,552	4,524	972
45360	SURETY BONDS	6	6	6	6	-
45370	PUB.OFFICIAL LIABILITY IN	1,343	1,156	988	1,172	184
45380	GENERAL LIABILITY INS.	509	500	428	483	55
45394	RETIREE H'CARE BENEFIT		1,280	1,920	1,920	-
45410	LEASE/RENT OF EQUIPMENT	2,000	2,210	2,000	2,000	-
45530	TRAINING & TRAVEL	12,095	5,415	14,300	17,980	3,680
45540	EDUCATION			1,000	1,000	-
45550	MOVING EXPENSES		10,755			-
45810	DUES & MEMBERSHIPS	1,746	4,743	1,746	3,646	1,900
TOTAL OTHER CHARGES		21,809	30,577	26,040	32,831	6,791
46010	OFFICE SUPPLIES	1,500	880	1,000	1,000	-
46120	BOOKS & SUBSCRIPTIONS	600	755	500	500	-
46140	OTHER OPERATING SUPPLIES	1,500	1,400	1,500	1,500	-
TOTAL MATERIALS & SUPPLIES		3,600	3,035	3,000	3,000	-
TOTAL OTHER OPERATING EXPENSES		180,815	158,269	158,574	183,844	25,270
48121	FURNITURE & FIXTURES		192			-
48172	HARDWARE	1,800	5,492	1,500	1,500	-

CITY OF HARRISONBURG, VA  
EXPENDITURE BUDGET

FUND - 1000 - GENERAL FUND  
FUNCTION - 100 - GENERAL GOVERNMENT  
ACTIVITY - 1200 - GENERAL & FINANCIAL ADMIN  
DEPARTMENT - 120111 - MANAGER

ACCOUNT-----	TITLE -----	-----	2017-2018 -----	2018-2019	2019-2020	NET
		BUDGET	ACTUAL	BUDGET	PROPOSED	CHANGE
TOTAL CAP. OUTLAY-REPLACEMENTS		1,800	5,684	1,500	1,500	-
TOTAL CAPITAL OUTLAY		1,800	5,684	1,500	1,500	-
TOTAL MANAGER		541,057	511,050	605,194	672,695	67,501

FUND - 1000 - GENERAL FUND  
 FUNCTION - 100 - GENERAL GOVERNMENT  
 ACTIVITY - 1200 - GENERAL & FINANCIAL ADMIN  
 DEPARTMENT - 120411 - ATTORNEY

ACCOUNT-----	TITLE -----	-----	2017-2018 -----	2018-2019	2019-2020	NET
		BUDGET	ACTUAL	BUDGET	PROPOSED	CHANGE
41010	SALARIES & WAGES-REG.	210,886	206,264	216,675	216,673	(2)
TOTAL PERSONAL SERVICES		210,886	206,264	216,675	216,673	(2)
42010	FICA	16,133	15,096	16,575	16,575	-
42020	RETIREMENT - VRS	24,801	24,174	24,420	24,419	(1)
42050	HEALTH INSURANCE	18,189	19,552	19,552	19,552	-
42060	LIFE INSURANCE - VRS	2,763	2,693	2,838	2,838	-
42070	DISABILITY (VLDP)	469	389	390	399	9
42080	DENTAL INSURANCE	390	312	312	312	-
42110	WORKER'S COMP.	120	149	185	218	33
TOTAL FRINGE BENEFITS		62,865	62,365	64,272	64,313	41
43152	OTHER LEGAL SERVICES	10,000	5,396	2,500	2,500	-
43600	ADVERTISING	400		400	400	-
TOTAL PURCHASED SERVICES		10,400	5,396	2,900	2,900	-
45210	POSTAGE	100	11	100	100	-
45230	TELECOMMUNICATIONS	2,040	1,380	1,440	1,440	-
45355	INSURANCE DEDUCTIBLE	3,000	3,483			-
45370	PUB.OFFICIAL LIABILITY IN	517	445	581	671	90
45380	GENERAL LIABILITY INS.	196	193	251	276	25
45410	LEASE/RENT OF EQUIPMENT	75	57	75	22	(53)
45530	TRAINING & TRAVEL	1,500	4,281	1,500	1,500	-
45810	DUES & MEMBERSHIPS	1,020	2,250	1,540	1,540	-
TOTAL OTHER CHARGES		8,448	12,101	5,487	5,549	62
46010	OFFICE SUPPLIES	500	137	300	300	-
46120	BOOKS & SUBSCRIPTIONS	1,440	2,838	1,500	2,000	500
TOTAL MATERIALS & SUPPLIES		1,940	2,975	1,800	2,300	500
TOTAL OTHER OPERATING EXPENSES		83,653	82,837	74,459	75,062	603
48172	HARDWARE	1,350	1,745			-
TOTAL CAP. OUTLAY-REPLACEMENTS		1,350	1,745			-
TOTAL CAPITAL OUTLAY		1,350	1,745			-
TOTAL ATTORNEY		295,889	290,845	291,134	291,735	601

FUND - 1000 - GENERAL FUND  
 FUNCTION - 100 - GENERAL GOVERNMENT  
 ACTIVITY - 1200 - GENERAL & FINANCIAL ADMIN  
 DEPARTMENT - 120511 - HUMAN RESOURCES

ACCOUNT-----	TITLE -----	----- 2017-2018 -----		2018-2019	2019-2020	NET CHANGE
		BUDGET	ACTUAL	BUDGET	PROPOSED	
41010	SALARIES & WAGES-REG.	286,694	269,335	301,337	301,337	-
41054	PTO - PAYOUT		929			-
TOTAL PERSONAL SERVICES		286,694	270,265	301,337	301,337	-
42010	FICA	21,932	19,644	23,054	23,054	-
42020	RETIREMENT - VRS	33,715	31,583	33,960	33,960	-
42050	HEALTH INSURANCE	26,005	22,432	23,600	28,600	5,000
42060	LIFE INSURANCE - VRS	3,756	3,518	3,947	3,947	-
42070	DISABILITY (VLDP)	471	691	806	821	15
42080	DENTAL INSURANCE	780	598	780	780	-
42110	WORKER'S COMP.	178	168	215	301	86
TOTAL FRINGE BENEFITS		86,837	78,634	86,362	91,463	5,101
43100	PROFESSIONAL SERVICES	66,300	32,201	42,300	42,300	-
43110	MEDICAL SERVICES	200	40	100	100	-
43320	SERVICE CONTRACTS		152		600	600
43600	ADVERTISING				600	600
TOTAL PURCHASED SERVICES		66,500	32,393	42,400	43,600	1,200
45210	POSTAGE	1,800	1,515	2,000	2,000	-
45230	TELECOMMUNICATIONS	2,750	2,793	3,385	3,385	-
45370	PUB.OFFICIAL LIABILITY IN	929	800	865	953	88
45380	GENERAL LIABILITY INS.	352	346	374	393	19
45394	RETIREE H'CARE BENEFIT	1,800	1,650			-
45410	LEASE/RENT OF EQUIPMENT	2,550	2,903	2,550	2,550	-
45530	TRAINING & TRAVEL	6,000	5,445	6,100	6,100	-
45540	EDUCATION	2,400	500	2,000	2,000	-
45810	DUES & MEMBERSHIPS	2,500	1,695	2,550	2,700	150
TOTAL OTHER CHARGES		21,081	17,646	19,824	20,081	257
46010	OFFICE SUPPLIES	3,500	2,831	3,000	3,000	-
46120	BOOKS & SUBSCRIPTIONS	2,000	560	2,000	2,000	-
46140	OTHER OPERATING SUPPLIES	5,000	8,601	7,750	7,750	-
TOTAL MATERIALS & SUPPLIES		10,500	11,992	12,750	12,750	-
TOTAL OTHER OPERATING EXPENSES		184,918	140,665	161,336	167,894	6,558
48172	HARDWARE	1,500	1,034	1,300	1,300	-
TOTAL CAP. OUTLAY-REPLACEMENTS		1,500	1,034	1,300	1,300	-
48272	HARDWARE		2,033			-

CITY OF HARRISONBURG, VA  
EXPENDITURE BUDGET

FUND - 1000 - GENERAL FUND  
FUNCTION - 100 - GENERAL GOVERNMENT  
ACTIVITY - 1200 - GENERAL & FINANCIAL ADMIN  
DEPARTMENT - 120511 - HUMAN RESOURCES

ACCOUNT-----	TITLE -----	----- 2017-2018 -----		2018-2019	2019-2020	NET CHANGE
		BUDGET	ACTUAL	BUDGET	PROPOSED	
48273	SOFTWARE	1,500	1,309	500	500	-
TOTAL CAPITAL OUTLAY-ADDITIONS		1,500	3,342	500	500	-
TOTAL CAPITAL OUTLAY		3,000	4,375	1,800	1,800	-
TOTAL HUMAN RESOURCES		474,612	415,305	464,473	471,031	6,558



CITY OF HARRISONBURG, VA  
EXPENDITURE BUDGET

FUND - 1000 - GENERAL FUND  
 FUNCTION - 100 - GENERAL GOVERNMENT  
 ACTIVITY - 1200 - GENERAL & FINANCIAL ADMIN  
 DEPARTMENT - 120811 - INDEPENDENT AUDITOR

ACCOUNT-----	TITLE -----	----- 2017-2018 -----		2018-2019	2019-2020	NET CHANGE
		BUDGET	ACTUAL	BUDGET	PROPOSED	
43120	ACCOUNTING & AUDITING	21,150	21,150	21,800	23,070	1,270
TOTAL PURCHASED SERVICESS		21,150	21,150	21,800	23,070	1,270
TOTAL OTHER OPERATING EXPENSES		21,150	21,150	21,800	23,070	1,270
TOTAL INDEPENDENT AUDITOR		21,150	21,150	21,800	23,070	1,270

FUND - 1000 - GENERAL FUND  
 FUNCTION - 100 - GENERAL GOVERNMENT  
 ACTIVITY - 1200 - GENERAL & FINANCIAL ADMIN  
 DEPARTMENT - 120912 - REVENUE

ACCOUNT-----	TITLE -----	----- 2017-2018 -----		2018-2019	2019-2020	NET
		BUDGET	ACTUAL	BUDGET	PROPOSED	CHANGE
41010	SALARIES & WAGES-REG.	253,438	253,468	260,464	258,958	(1,506)
41020	SALARIES & WAGES-O/T		736			-
41030	PT SALARIES & WAGES-REG	53,649	49,625	51,653	52,801	1,148
41040	PT SALARIES & WAGES-O/T	3,000	2,576	1,000	1,000	-
TOTAL PERSONAL SERVICES		310,087	306,406	313,117	312,759	(358)
42010	FICA	22,344	20,655	23,953	23,926	(27)
42020	RETIREMENT - VRS	28,863	29,744	29,354	29,185	(169)
42050	HEALTH INSURANCE	59,578	57,198	53,866	53,866	-
42060	LIFE INSURANCE - VRS	3,215	3,313	3,412	3,392	(20)
42080	DENTAL INSURANCE	780	780	780	780	-
42110	WORKER'S COMP.	420	493	532	569	37
TOTAL FRINGE BENEFITS		115,200	112,184	111,897	111,718	(179)
43100	PROFESSIONAL SERVICES	550	450	500	565	65
43110	MEDICAL SERVICES	50	40	50	50	-
43320	SERVICE CONTRACTS	3,200	3,858	3,615	3,642	27
43330	MAINT & REP.-MACH & EQUIP		268			-
43600	ADVERTISING	800	688	710	710	-
43700	CONTRACTED SERVICES		21			-
TOTAL PURCHASED SERVICES		4,600	5,325	4,875	4,967	92
44300	CENTRAL STORES	600	488	600	600	-
TOTAL INTERNAL SERVICES		600	488	600	600	-
45210	POSTAGE	7,000	3,737	7,125	5,475	(1,650)
45220	MESSENGER SVS./PACKAGES	125	43		55	55
45230	TELECOMMUNICATIONS	3,276	3,469	3,276	3,192	(84)
45360	SURETY BONDS	16	15	15	16	1
45370	PUB.OFFICIAL LIABILITY IN	1,096	943	1,007	1,045	38
45380	GENERAL LIABILITY INS.	415	408	436	430	(6)
45410	LEASE/RENT OF EQUIPMENT	3,803	4,981	3,803	5,453	1,650
45530	TRAINING & TRAVEL	2,810	3,287	3,020	3,180	160
45540	EDUCATION	1,000		1,000	1,000	-
45810	DUES & MEMBERSHIPS	1,930	1,813	1,750	1,755	5
45831	INT ON BPOL & PP REFUNDS	4,700	2,488	4,700	4,700	-
TOTAL OTHER CHARGES		26,171	21,183	26,132	26,301	169
46010	OFFICE SUPPLIES	3,000	1,321	3,000	3,000	-
46120	BOOKS & SUBSCRIPTIONS	964	804	974	1,051	77
46140	OTHER OPERATING SUPPLIES	56		65		(65)
TOTAL MATERIALS & SUPPLIES		4,020	2,125	4,039	4,051	12

CITY OF HARRISONBURG, VA  
EXPENDITURE BUDGET

FUND - 1000 - GENERAL FUND  
FUNCTION - 100 - GENERAL GOVERNMENT  
ACTIVITY - 1200 - GENERAL & FINANCIAL ADMIN  
DEPARTMENT - 120912 - REVENUE

ACCOUNT-----	TITLE -----	----- BUDGET	2017-2018 ----- ACTUAL	2018-2019 BUDGET	2019-2020 PROPOSED	NET CHANGE
TOTAL OTHER OPERATING EXPENSES		150,591	141,306	147,543	147,637	94
48171	EDP EQUIPMENT	2,534	1,497	925	1,930	1,005
TOTAL CAP. OUTLAY-REPLACEMENTS		2,534	1,497	925	1,930	1,005
48272	HARDWARE		504			-
TOTAL CAPITAL OUTLAY-ADDITIONS			504			-
TOTAL CAPITAL OUTLAY		2,534	2,002	925	1,930	1,005
TOTAL REVENUE		463,212	449,714	461,585	462,326	741

FUND - 1000 - GENERAL FUND  
 FUNCTION - 100 - GENERAL GOVERNMENT  
 ACTIVITY - 1200 - GENERAL & FINANCIAL ADMIN  
 DEPARTMENT - 121012 - ASSESSOR

ACCOUNT-----	TITLE -----	-----	2017-2018 -----	2018-2019	2019-2020	NET
		BUDGET	ACTUAL	BUDGET	PROPOSED	CHANGE
41010	SALARIES & WAGES-REG.	166,015	162,224	169,387	169,374	(13)
41030	PT SALARIES & WAGES-REG	28,600	25,000	29,286	30,026	740
TOTAL PERSONAL SERVICES		194,615	187,224	198,673	199,400	727
42010	FICA	14,888	13,219	15,198	15,254	56
42020	RETIREMENT - VRS	19,524	19,417	19,090	19,088	(2)
42050	HEALTH INSURANCE	24,343	20,080	20,080	25,288	5,208
42060	LIFE INSURANCE - VRS	2,175	2,163	2,219	2,219	-
42070	DISABILITY (VLDP)	542	358	359	368	9
42080	DENTAL INSURANCE	624	468	624	624	-
42110	WORKER'S COMP.	484	416	519	629	110
TOTAL FRINGE BENEFITS		62,580	56,122	58,089	63,470	5,381
43100	PROFESSIONAL SERVICES	1,000	1,531	1,600	1,700	100
43320	SERVICE CONTRACTS	2,560	1,652	21,790	22,398	608
TOTAL PURCHASED SERVICES		3,560	3,183	23,390	24,098	708
44200	C.G. - PARTS AND LABOR	3,000	1,683	3,000	3,000	-
44310	C.G. - FUEL	1,600	673	1,300	1,300	-
TOTAL INTERNAL SERVICES		4,600	2,356	4,300	4,300	-
45210	POSTAGE	2,500	3,181	3,300	4,150	850
45230	TELECOMMUNICATIONS	1,275	1,028	2,016	1,100	(916)
45350	VEHICLE & EQUIPMENT INS.	681	611	630	656	26
45370	PUB.OFFICIAL LIABILITY IN	754	650	639	613	(26)
45380	GENERAL LIABILITY INS.	286	281	277	252	(25)
45394	RETIREE H'CARE BENEFIT	3,840	3,520	3,840	960	(2,880)
45410	LEASE/RENT OF EQUIPMENT	3,122	3,123	3,132	3,132	-
45530	TRAINING & TRAVEL	2,290	698	2,555	3,125	570
45540	EDUCATION	1,000		1,000	1,000	-
TOTAL OTHER CHARGES		15,748	13,092	17,389	14,988	(2,401)
46010	OFFICE SUPPLIES	850	877	850	850	-
46120	BOOKS & SUBSCRIPTIONS	1,200	1,164	1,230	1,230	-
TOTAL MATERIALS & SUPPLIES		2,050	2,041	2,080	2,080	-
TOTAL OTHER OPERATING EXPENSES		88,538	76,793	105,248	108,936	3,688
48171	EDP EQUIPMENT	550	1,050	2,200	910	(1,290)
TOTAL CAP. OUTLAY-REPLACEMENTS		550	1,050	2,200	910	(1,290)

CITY OF HARRISONBURG, VA  
EXPENDITURE BUDGET

FUND - 1000 - GENERAL FUND  
 FUNCTION - 100 - GENERAL GOVERNMENT  
 ACTIVITY - 1200 - GENERAL & FINANCIAL ADMIN  
 DEPARTMENT - 121012 - ASSESSOR

ACCOUNT-----	TITLE -----	----- BUDGET	2017-2018 ----- ACTUAL	2018-2019 BUDGET	2019-2020 PROPOSED	NET CHANGE
TOTAL CAPITAL OUTLAY		550	1,050	2,200	910	(1,290)
TOTAL ASSESSOR		283,703	265,067	306,121	309,246	3,125

CITY OF HARRISONBURG, VA  
EXPENDITURE BUDGET

FUND - 1000 - GENERAL FUND  
 FUNCTION - 100 - GENERAL GOVERNMENT  
 ACTIVITY - 1200 - GENERAL & FINANCIAL ADMIN  
 DEPARTMENT - 121112 - EQUALIZATION

ACCOUNT-----	TITLE -----	----- 2017-2018 -----	----- 2018-2019 -----	2019-2020	NET
		BUDGET	ACTUAL	PROPOSED	CHANGE
43130	MANAGEMENT CONSULTANT	2,625	2,625	2,625	-
TOTAL PURCHASED SERVICES		2,625	2,625	2,625	-
46140	OTHER OPERATING SUPPLIES	400	165	400	-
TOTAL MATERIALS & SUPPLIES		400	165	400	-
TOTAL OTHER OPERATING EXPENSES		3,025	2,790	3,025	-
TOTAL EQUALIZATION		3,025	2,790	3,025	-

FUND - 1000 - GENERAL FUND  
 FUNCTION - 100 - GENERAL GOVERNMENT  
 ACTIVITY - 1200 - GENERAL & FINANCIAL ADMIN  
 DEPARTMENT - 121313 - TREASURER

ACCOUNT-----	TITLE -----	----- 2017-2018 -----		2018-2019	2019-2020	NET CHANGE
		BUDGET	ACTUAL	BUDGET	PROPOSED	
41010	SALARIES & WAGES-REG.	355,224	351,966	401,529	401,318	(211)
41020	SALARIES & WAGES-O/T	500	354	6,000	6,000	-
41030	PT SALARIES & WAGES-REG	26,680	23,579	7,560	8,764	1,204
41040	PT SALARIES & WAGES-O/T		110			-
TOTAL PERSONAL SERVICES		382,404	376,009	415,089	416,082	993
42010	FICA	29,255	25,097	31,754	31,831	77
42020	RETIREMENT - VRS	41,774	41,229	45,253	45,229	(24)
42050	HEALTH INSURANCE	65,759	64,513	72,766	72,322	(444)
42060	LIFE INSURANCE - VRS	4,653	4,593	5,260	5,257	(3)
42070	DISABILITY (VLDP)			216	227	11
42080	DENTAL INSURANCE	1,092	949	1,248	1,248	-
42110	WORKER'S COMP.	233	233	318	372	54
TOTAL FRINGE BENEFITS		142,766	136,614	156,815	156,486	(329)
43100	PROFESSIONAL SERVICES	12,030	14,224	12,610	13,048	438
43110	MEDICAL SERVICES	100	80	100	100	-
43320	SERVICE CONTRACTS		243		250	250
43340	MAINT & REP.-FURN & FIX	200	88	200	200	-
43600	ADVERTISING	1,500	1,361	1,500	1,500	-
43700	CONTRACTED SERVICES		869	500	500	-
TOTAL PURCHASED SERVICES		13,830	16,865	14,910	15,598	688
44200	C.G. - PARTS AND LABOR	600	990	2,000	1,000	(1,000)
44300	CENTRAL STORES	200		200	200	-
44310	C.G. - FUEL	300	178	300	300	-
TOTAL INTERNAL SERVICES		1,100	1,168	2,500	1,500	(1,000)
45210	POSTAGE	41,000	49,715	44,000	47,000	3,000
45230	TELECOMMUNICATIONS	1,872	2,064	2,028	1,944	(84)
45300	PREVENT MAINTENANCE INSUR	425	100	125	125	-
45350	VEHICLE & EQUIPMENT INS.	259	233	240	233	(7)
45360	SURETY BONDS	1,115	1,040	1,050	1,134	84
45370	PUB.OFFICIAL LIABILITY IN	1,410	1,214	1,315	1,428	113
45380	GENERAL LIABILITY INS.	534	525	569	588	19
45410	LEASE/RENT OF EQUIPMENT	5,276	4,876	5,276	5,276	-
45530	TRAINING & TRAVEL	5,325	4,912	4,370	4,978	608
45810	DUES & MEMBERSHIPS	770	1,345	485	485	-
45850	FREIGHT & DRAYAGE	100	496	100	100	-
TOTAL OTHER CHARGES		58,086	66,521	59,558	63,291	3,733
46010	OFFICE SUPPLIES	7,500	12,577	8,500	8,500	-
46140	OTHER OPERATING SUPPLIES	500	2,615	500	500	-

FUND - 1000 - GENERAL FUND  
 FUNCTION - 100 - GENERAL GOVERNMENT  
 ACTIVITY - 1200 - GENERAL & FINANCIAL ADMIN  
 DEPARTMENT - 121313 - TREASURER

ACCOUNT-----	TITLE -----	-----	2017-2018 -----	2018-2019	2019-2020	NET
		BUDGET	ACTUAL	BUDGET	PROPOSED	CHANGE
46152	TAGS DECALS STAMPS-RESALE	24,800	3,238	25,791	16,522	(9,269)
TOTAL MATERIALS & SUPPLIES		32,800	18,430	34,791	25,522	(9,269)
TOTAL OTHER OPERATING EXPENSES		248,582	239,597	268,574	262,397	(6,177)
48121	FURNITURE & FIXTURES				1,000	1,000
48172	HARDWARE	2,925	1,285	4,700	3,440	(1,260)
TOTAL CAP. OUTLAY-REPLACEMENTS		2,925	1,285	4,700	4,440	(260)
48211	MACHINERY & EQUIPMENT		1,010			-
TOTAL CAPITAL OUTLAY-ADDITIONS			1,010			-
TOTAL CAPITAL OUTLAY		2,925	2,295	4,700	4,440	(260)
TOTAL TREASURER		633,911	617,901	688,363	682,919	(5,444)



FUND - 1000 - GENERAL FUND  
 FUNCTION - 100 - GENERAL GOVERNMENT  
 ACTIVITY - 1200 - GENERAL & FINANCIAL ADMIN  
 DEPARTMENT - 121511 - FINANCE

ACCOUNT-----	TITLE -----	-----	2017-2018 -----	-----	2018-2019	2019-2020	NET
		BUDGET	ACTUAL		BUDGET	PROPOSED	CHANGE
41010	SALARIES & WAGES-REG.	321,325	315,712		379,646	407,892	28,246
41020	SALARIES & WAGES-O/T					1,000	1,000
41030	PT SALARIES & WAGES-REG	5,715	3,606		5,980	6,131	151
TOTAL PERSONAL SERVICES		327,040	319,318		385,626	415,023	29,397
42010	FICA	26,378	22,322		29,500	31,750	2,250
42020	RETIREMENT - VRS	38,720	37,115		42,787	45,970	3,183
42050	HEALTH INSURANCE	41,738	41,325		50,736	57,662	6,926
42060	LIFE INSURANCE - VRS	4,370	4,134		4,974	5,344	370
42070	DISABILITY (VLDP)	647	330		651	833	182
42080	DENTAL INSURANCE	936	708		1,014	1,092	78
42110	WORKER'S COMP.	198	199		267	297	30
TOTAL FRINGE BENEFITS		112,987	106,133		129,929	142,948	13,019
43100	PROFESSIONAL SERVICES	24,000	26,046		21,000	31,000	10,000
43160	BANKING SERVICE FEES	34,000	31,797		34,000	34,000	-
43320	SERVICE CONTRACTS	565	799		565	835	270
43330	MAINT & REP.-MACH & EQUIP	500			500	500	-
43600	ADVERTISING	600	2,573		1,700	1,700	-
43700	CONTRACTED SERVICES		525				-
TOTAL PURCHASED SERVICES		59,665	61,740		57,765	68,035	10,270
44300	CENTRAL STORES	100	121		100	100	-
44307	C.S.-OFFICE SUPPLIES		125				-
TOTAL INTERNAL SERVICES		100	245		100	100	-
45210	POSTAGE	950	859		950	1,200	250
45230	TELECOMMUNICATIONS	1,330	1,718		1,660	1,660	-
45360	SURETY BONDS	16	15		15	16	1
45370	PUB.OFFICIAL LIABILITY IN	1,163	1,001		1,078	1,171	93
45380	GENERAL LIABILITY INS.	447	916		467	482	15
45410	LEASE/RENT OF EQUIPMENT	1,700	2,354		2,300	2,300	-
45530	TRAINING & TRAVEL	5,400	4,755		5,400	6,000	600
45810	DUES & MEMBERSHIPS	1,505	1,430		1,500	1,750	250
TOTAL OTHER CHARGES		12,511	13,048		13,370	14,579	1,209
46010	OFFICE SUPPLIES	1,500	931		1,500	1,500	-
46120	BOOKS & SUBSCRIPTIONS	500	280		500	500	-
46140	OTHER OPERATING SUPPLIES	3,700	2,854		3,700	4,200	500
TOTAL MATERIALS & SUPPLIES		5,700	4,066		5,700	6,200	500

CITY OF HARRISONBURG, VA  
EXPENDITURE BUDGET

FUND - 1000 - GENERAL FUND  
FUNCTION - 100 - GENERAL GOVERNMENT  
ACTIVITY - 1200 - GENERAL & FINANCIAL ADMIN  
DEPARTMENT - 121511 - FINANCE

ACCOUNT-----	TITLE -----	-----	2017-2018 -----	2018-2019	2019-2020	NET
		BUDGET	ACTUAL	BUDGET	PROPOSED	CHANGE
TOTAL OTHER OPERATING EXPENSES		190,963	185,232	206,864	231,862	24,998
48171	EDP EQUIPMENT		1,091	800	3,000	2,200
48172	HARDWARE		322			-
TOTAL CAP. OUTLAY-REPLACEMENTS			1,412	800	3,000	2,200
TOTAL CAPITAL OUTLAY			1,412	800	3,000	2,200
TOTAL FINANCE		518,003	505,962	593,290	649,885	56,595

FUND - 1000 - GENERAL FUND  
 FUNCTION - 100 - GENERAL GOVERNMENT  
 ACTIVITY - 1200 - GENERAL & FINANCIAL ADMIN  
 DEPARTMENT - 122011 - INFORMATION TECHNOLOGY

ACCOUNT-----	TITLE -----	----- 2017-2018 -----	----- 2018-2019 -----	----- 2019-2020 -----	NET	
		BUDGET	ACTUAL	BUDGET	PROPOSED	CHANGE
41010	SALARIES & WAGES-REG.	551,481	542,634	594,825	607,466	12,641
41020	SALARIES & WAGES-O/T	1,000	416	1,000		(1,000)
41030	PT SALARIES & WAGES-REG	20,000	3,888	20,000		(20,000)
41050	ANNUAL LEAVE - SEPARATION		136			-
41053	ANNUAL LEAVE - PAYOUT		1,147			-
TOTAL PERSONAL SERVICES		572,481	548,221	615,825	607,466	(8,359)
42010	FICA	43,795	38,266	47,111	46,472	(639)
42020	RETIREMENT - VRS	64,855	63,776	67,037	68,462	1,425
42050	HEALTH INSURANCE	93,359	76,728	93,524	82,464	(11,060)
42060	LIFE INSURANCE - VRS	7,225	7,104	7,793	7,958	165
42070	DISABILITY (VLDP)	522	314	410	906	496
42080	DENTAL INSURANCE	1,716	1,359	1,716	1,872	156
42110	WORKER'S COMP.	827	838	982	674	(308)
TOTAL FRINGE BENEFITS		212,299	188,385	218,573	208,808	(9,765)
43100	PROFESSIONAL SERVICES	79,592	40,134	26,000	49,200	23,200
43110	MEDICAL SERVICES	300	80	300	300	-
43310	REPAIRS & MAINTENANCE		2,249			-
43320	SERVICE CONTRACTS	487,007	543,029	568,831	614,183	45,352
43330	MAINT & REP.-MACH & EQUIP	2,000		1,000	1,000	-
43340	MAINT & REP.-FURN & FIX			1,000	1,000	-
43600	ADVERTISING	150		150	150	-
TOTAL PURCHASED SERVICES		569,049	585,491	597,281	665,833	68,552
44200	C.G. - PARTS AND LABOR	1,000	592	2,000	2,000	-
44300	CENTRAL STORES	50		100	100	-
44307	C.S.-OFFICE SUPPLIES	500		300	300	-
44310	C.G. - FUEL	300	197	300	300	-
TOTAL INTERNAL SERVICES		1,850	789	2,700	2,700	-
45230	TELECOMMUNICATIONS	156,370	187,393	168,479	152,682	(15,797)
45350	VEHICLE & EQUIPMENT INS.	385	348	358	347	(11)
45370	PUB.OFFICIAL LIABILITY IN	3,032	2,611	2,975	3,594	619
45380	GENERAL LIABILITY INS.	5,649	5,148	5,488	6,794	1,306
45530	TRAINING & TRAVEL	16,500	19,036	22,830	29,880	7,050
45540	EDUCATION	2,000		2,000	2,000	-
45810	DUES & MEMBERSHIPS	960		960	745	(215)
45850	FREIGHT & DRAYAGE	250	127	100	100	-
TOTAL OTHER CHARGES		185,146	214,663	203,190	196,142	(7,048)
46010	OFFICE SUPPLIES	2,000	2,633	2,000	2,000	-
46120	BOOKS & SUBSCRIPTIONS		36			-

FUND - 1000 - GENERAL FUND  
 FUNCTION - 100 - GENERAL GOVERNMENT  
 ACTIVITY - 1200 - GENERAL & FINANCIAL ADMIN  
 DEPARTMENT - 122011 - INFORMATION TECHNOLOGY

ACCOUNT-----	TITLE -----	----- 2017-2018 -----	----- 2018-2019 -----	----- 2019-2020 -----	NET	
		BUDGET	ACTUAL	BUDGET	PROPOSED	CHANGE
46140	OTHER OPERATING SUPPLIES	8,000	9,032	8,000	8,000	-
TOTAL MATERIALS & SUPPLIES		10,000	11,701	10,000	10,000	-
TOTAL OTHER OPERATING EXPENSES		978,344	1,001,029	1,031,744	1,083,483	51,739
48121	FURNITURE & FIXTURES		3,944	400	400	-
48132	TELEPHONE EQUIPMENT	2,000	502	2,000	275,000	273,000
48171	EDP EQUIPMENT	150,000	74,982	12,100	10,000	(2,100)
48172	HARDWARE	84,694	83,820	5,400	203,600	198,200
48173	SOFTWARE	27,423	56,461	5,200		(5,200)
TOTAL CAP. OUTLAY-REPLACEMENTS		264,117	218,706	25,100	489,000	463,900
48220	FURNITURES & FIXTURES		983			-
48271	EDP EQUIPMENT	16,958	54,398		120,000	120,000
48272	HARDWARE	136,454	92,485	81,200	131,290	50,090
48273	SOFTWARE	30,381	3,838		21,000	21,000
TOTAL CAPITAL OUTLAY-ADDITIONS		183,793	151,705	81,200	272,290	191,090
TOTAL CAPITAL OUTLAY		447,910	370,410	106,300	761,290	654,990
TOTAL INFORMATION TECHNOLOGY		1,998,735	1,919,661	1,753,869	2,452,239	698,370

FUND - 1000 - GENERAL FUND  
 FUNCTION - 100 - GENERAL GOVERNMENT  
 ACTIVITY - 1200 - GENERAL & FINANCIAL ADMIN  
 DEPARTMENT - 122211 - PURCHASING

ACCOUNT-----	TITLE -----	-----	2017-2018 -----	2018-2019	2019-2020	NET
		BUDGET	ACTUAL	BUDGET	PROPOSED	CHANGE
41010	SALARIES & WAGES-REG.	100,140	100,178	102,869	102,877	8
41020	SALARIES & WAGES-O/T		86			-
TOTAL PERSONAL SERVICES		100,140	100,263	102,869	102,877	8
42010	FICA	7,661	6,398	7,870	7,870	-
42020	RETIREMENT - VRS	11,777	11,779	11,594	11,594	-
42050	HEALTH INSURANCE	25,264	25,263	25,262	25,262	-
42060	LIFE INSURANCE - VRS	1,313	1,312	1,348	1,348	-
42080	DENTAL INSURANCE	312	312	312	312	-
42110	WORKER'S COMP.	65	66	84	93	9
TOTAL FRINGE BENEFITS		46,392	45,131	46,470	46,479	9
43320	SERVICE CONTRACTS	11,000	61	3,070	5,170	2,100
43600	ADVERTISING	200	536	1,000	1,000	-
TOTAL PURCHASED SERVICES		11,200	597	4,070	6,170	2,100
44200	C.G. - PARTS AND LABOR	1,000	1,209			-
44300	CENTRAL STORES		3			-
44310	C.G. - FUEL	200				-
TOTAL INTERNAL SERVICES		1,200	1,211			-
45210	POSTAGE	50	11	50	50	-
45230	TELECOMMUNICATIONS	468	327	312	312	-
45350	VEHICLE & EQUIPMENT INS.	259	233			-
45355	INSURANCE DEDUCTIBLE	1,300	1,298			-
45360	SURETY BONDS	3	3	3	3	-
45370	PUB.OFFICIAL LIABILITY IN	383	329	369	358	(11)
45380	GENERAL LIABILITY INS.	145	145	160	147	(13)
45410	LEASE/RENT OF EQUIPMENT	600	581	600	600	-
45530	TRAINING & TRAVEL	3,400	3,289	3,300	4,000	700
45810	DUES & MEMBERSHIPS	540	285	540	300	(240)
TOTAL OTHER CHARGES		7,148	6,500	5,334	5,770	436
46010	OFFICE SUPPLIES	400	142	400	400	-
46120	BOOKS & SUBSCRIPTIONS	100		100	100	-
46140	OTHER OPERATING SUPPLIES	300	376	300	300	-
TOTAL MATERIALS & SUPPLIES		800	518	800	800	-
TOTAL OTHER OPERATING EXPENSES		66,740	53,957	56,674	59,219	2,545
48171	EDP EQUIPMENT	500	685			-

CITY OF HARRISONBURG, VA  
EXPENDITURE BUDGET

FUND - 1000 - GENERAL FUND  
 FUNCTION - 100 - GENERAL GOVERNMENT  
 ACTIVITY - 1200 - GENERAL & FINANCIAL ADMIN  
 DEPARTMENT - 122211 - PURCHASING

ACCOUNT-----	TITLE -----	----- BUDGET	2017-2018 ----- ACTUAL	2018-2019 BUDGET	2019-2020 PROPOSED	NET CHANGE
TOTAL CAP. OUTLAY-REPLACEMENTS		500	685			-
TOTAL CAPITAL OUTLAY		500	685			-
TOTAL PURCHASING		167,380	154,905	159,543	162,096	2,553

FUND - 1000 - GENERAL FUND  
 FUNCTION - 100 - GENERAL GOVERNMENT  
 ACTIVITY - 1300 - BOARD OF ELECTIONS  
 DEPARTMENT - 130114 - ELECTORAL BOARD

ACCOUNT-----	TITLE -----	----- 2017-2018 -----		2018-2019	2019-2020	NET
		BUDGET	ACTUAL	BUDGET	PROPOSED	CHANGE
41010	SALARIES & WAGES-REG.	60,377	59,107	61,886	59,196	(2,690)
41020	SALARIES & WAGES-O/T		270			-
41030	PT SALARIES & WAGES-REG	64,449	53,220	64,000	57,742	(6,258)
41040	PT SALARIES & WAGES-O/T	1,000	179	1,000		(1,000)
TOTAL PERSONAL SERVICES		125,826	112,777	126,886	116,938	(9,948)
42010	FICA	9,627	8,183	9,706	8,946	(760)
42020	RETIREMENT - VRS	7,101	6,950	6,975	6,671	(304)
42050	HEALTH INSURANCE	7,011	7,010	7,010	7,010	-
42060	LIFE INSURANCE - VRS	791	774	810	775	(35)
42080	DENTAL INSURANCE	156	156	156	156	-
42110	WORKER'S COMP.	79	73	91	100	9
TOTAL FRINGE BENEFITS		24,765	23,147	24,748	23,658	(1,090)
43105	POLL WORKERS	24,000	33,055	24,000	24,000	-
43130	MANAGEMENT CONSULTANT	7,000	2,421	7,000	8,600	1,600
43330	MAINT & REP.-MACH & EQUIP	6,500	10,345	6,500	3,000	(3,500)
43600	ADVERTISING	750	454	600	600	-
43700	CONTRACTED SERVICES		24			-
TOTAL PURCHASED SERVICES		38,250	46,299	38,100	36,200	(1,900)
44300	CENTRAL STORES	500	123	500	400	(100)
TOTAL INTERNAL SERVICES		500	123	500	400	(100)
45210	POSTAGE	5,000	3,685	5,000	5,000	-
45230	TELECOMMUNICATIONS	1,500	1,763	1,500	1,968	468
45350	VEHICLE & EQUIPMENT INS.	192	164	169	179	10
45360	SURETY BONDS	6	6	6	6	-
45370	PUB.OFFICIAL LIABILITY IN	579	499	504	494	(10)
45380	GENERAL LIABILITY INS.	220	216	218	204	(14)
45410	LEASE/RENT OF EQUIPMENT	3,464	1,847	3,464	3,464	-
45510	MILEAGE	200		200	200	-
45530	TRAINING & TRAVEL	6,000	5,042	6,000	5,000	(1,000)
45540	EDUCATION	500	120	250	250	-
45810	DUES & MEMBERSHIPS	325	505	380	380	-
TOTAL OTHER CHARGES		17,986	13,846	17,691	17,145	(546)
46010	OFFICE SUPPLIES	7,500	2,246	6,500	6,500	-
46120	BOOKS & SUBSCRIPTIONS	450		300	300	-
46140	OTHER OPERATING SUPPLIES	7,000	14,662	9,000	7,000	(2,000)
TOTAL MATERIALS & SUPPLIES		14,950	16,909	15,800	13,800	(2,000)

CITY OF HARRISONBURG, VA  
EXPENDITURE BUDGET

FUND - 1000 - GENERAL FUND  
 FUNCTION - 100 - GENERAL GOVERNMENT  
 ACTIVITY - 1300 - BOARD OF ELECTIONS  
 DEPARTMENT - 130114 - ELECTORAL BOARD

ACCOUNT-----	TITLE -----	----- BUDGET	2017-2018 ----- ACTUAL	2018-2019 BUDGET	2019-2020 PROPOSED	NET CHANGE
TOTAL OTHER OPERATING EXPENSES		96,451	100,324	96,839	91,203	(5,636)
48110	MACHINERY & EQUIPMENT	10,000	2,294	10,000		(10,000)
48121	FURNITURE & FIXTURES	1,000		1,000		(1,000)
TOTAL CAP. OUTLAY-REPLACEMENTS		11,000	2,294	11,000		(11,000)
48273	SOFTWARE	1,120		1,120		(1,120)
TOTAL CAPITAL OUTLAY-ADDITIONS		1,120		1,120		(1,120)
TOTAL CAPITAL OUTLAY		12,120	2,294	12,120		(12,120)
TOTAL ELECTORAL BOARD		234,397	215,394	235,845	208,141	(27,704)



FUND - 1000 - GENERAL FUND  
FUNCTION - 300 - PUBLIC SAFETY  
ACTIVITY - 3100 - LAW ENFORCEMENT  
DEPARTMENT - 310131 - POLICE ADMINISTRATION

ACCOUNT-----	TITLE -----	-----	2017-2018 -----	-----	2018-2019	2019-2020	NET
		BUDGET	ACTUAL		BUDGET	PROPOSED	CHANGE
41010	SALARIES & WAGES-REG.	1,460,068	1,416,409		1,514,061	1,875,745	361,684
41016	UNIFORM CLEANING ALLOW.	3,600	3,600		3,600	5,400	1,800
41017	STAND BY PAY		37				-
41020	SALARIES & WAGES-O/T	36,000	91,404		50,000	50,000	-
41029	SPECIAL PAY TRAINERS		1,540		7,300	2,700	(4,600)
41030	PT SALARIES & WAGES-REG	22,437	28,192		23,107	28,261	5,154
41050	ANNUAL LEAVE - SEPARATION		8,208		7,623	7,500	(123)
41051	SICK LEAVE - SEPARATION		7,807		582	10,000	9,418
41060	PTO - SEPARATION		1,552				-
TOTAL PERSONAL SERVICES		1,522,105	1,558,749		1,606,273	1,979,606	373,333
42010	FICA	116,442	110,261		122,880	151,439	28,559
42020	RETIREMENT - VRS	171,705	157,317		170,635	211,396	40,761
42050	HEALTH INSURANCE	220,224	195,733		209,836	290,580	80,744
42060	LIFE INSURANCE - VRS	19,127	17,524		19,834	24,572	4,738
42070	DISABILITY (VLDP)	1,090	1,081		1,189	1,594	405
42080	DENTAL INSURANCE	4,524	3,874		4,524	5,616	1,092
42110	WORKER'S COMP.	15,105	20,617		26,436	27,010	574
42120	CLOTHING ALLOWANCE	1,300	1,300		1,300	1,300	-
42190	LODA	6,324	6,288		9,048	9,565	517
TOTAL FRINGE BENEFITS		555,841	513,995		565,682	723,072	157,390
43100	PROFESSIONAL SERVICES	12,720	3,484		15,345	9,087	(6,258)
43110	MEDICAL SERVICES	19,510	15,408		22,198	40,448	18,250
43310	REPAIRS & MAINTENANCE		270				-
43320	SERVICE CONTRACTS	191,324	178,413		229,123	284,977	55,854
43336	MAINT & REP.-RADIO EQUIP	7,500	4,048		7,500		(7,500)
43340	MAINT & REP.-FURN & FIX	1,500			1,500	1,000	(500)
43350	MAINT & REP.-AUTO EQUIP.	15,212	7,252		15,212	15,200	(12)
43360	MAINT & REP.-BLDGS & GNDS	34,910	24,268		16,510	32,000	15,490
43500	PRINTING AND BINDING	3,750	5,625		4,850	4,450	(400)
43600	ADVERTISING	1,500	2,802		1,500	3,000	1,500
43604	RECRUITMENT	6,050	6,308		5,720	6,850	1,130
43720	LAUNDRY & DRY CLEANING	500	1,032		1,000	1,000	-
TOTAL PURCHASED SERVICES		294,476	248,911		320,458	398,012	77,554
44200	C.G. - PARTS AND LABOR	150,000	203,140		150,000	150,000	-
44300	CENTRAL STORES	400	347		500	500	-
44302	C.S.-POWER.EQUIP.SUPPLIES	100			100	100	-
44307	C.S.-OFFICE SUPPLIES	2,500	1,585		2,500	2,500	-
44309	C.S.-OTHER SUPPLIES	2,000	1,334		2,000	2,000	-
44310	C.G. - FUEL	130,000	135,324		130,000	135,000	5,000
TOTAL INTERNAL SERVICES		285,000	341,731		285,100	290,100	5,000

FUND - 1000 - GENERAL FUND  
FUNCTION - 300 - PUBLIC SAFETY  
ACTIVITY - 3100 - LAW ENFORCEMENT  
DEPARTMENT - 310131 - POLICE ADMINISTRATION

ACCOUNT-----	TITLE -----	----- 2017-2018 -----		2018-2019	2019-2020	NET
		BUDGET	ACTUAL	BUDGET	PROPOSED	CHANGE
45110	ELECTRICITY	700	1,159	700	700	-
45130	WATER & SEWER				300	300
45210	POSTAGE	3,000	588	3,000	3,000	-
45220	MESSENGER SVS./PACKAGES	600	123	600	800	200
45230	TELECOMMUNICATIONS	87,894	100,208	114,581	113,584	(997)
45340	PROPERTY INSURANCE	113	176	180	172	(8)
45350	VEHICLE & EQUIPMENT INS.	46,126	44,574	46,819	54,261	7,442
45360	SURETY BONDS	31	29	29	32	3
45370	PUB.OFFICIAL LIABILITY IN	7,104	6,116	7,131	8,243	1,112
45380	GENERAL LIABILITY INS.	27,630	26,410	30,071	30,185	114
45394	RETIREE H'CARE BENEFIT	11,760	13,020	13,390	3,600	(9,790)
45410	LEASE/RENT OF EQUIPMENT	24,675	29,665	23,223	25,143	1,920
45530	TRAINING & TRAVEL	59,941	57,713	53,353	55,057	1,704
45540	EDUCATION	6,000		1,000	1,000	-
45810	DUES & MEMBERSHIPS	80,428	77,600	84,488	86,573	2,085
TOTAL OTHER CHARGES		356,002	357,382	378,565	382,650	4,085
46010	OFFICE SUPPLIES	27,700	23,956	30,700	30,700	-
46070	REPAIR & MAINT. SUPPLIES	4,000	751	4,000	4,000	-
46030	FOOD SUPPLIES	5,740	5,012	5,940	6,940	1,000
46100	POLICE SUPPLIES	24,762	9,565	16,900	18,000	1,100
46101	AMMUNITION	103,000	101,364	103,000	100,000	(3,000)
46102	EVIDENCE SUPPLY		781			-
46110	UNIFORMS	35,995	13,020	31,400	34,220	2,820
46120	BOOKS & SUBSCRIPTIONS	3,490	1,556	3,586	4,504	918
46134	EDUCATIONAL SUPPLIES	300		300	300	-
46140	OTHER OPERATING SUPPLIES	28,705	26,288	20,070	30,200	10,130
46170	EMS/MEDICAL SUPPLIES	1,200	2,778	2,000	2,000	-
TOTAL MATERIALS & SUPPLIES		234,892	185,073	217,896	230,864	12,968
TOTAL OTHER OPERATING EXPENSES		1,726,211	1,647,091	1,767,701	2,024,698	256,997
48121	FURNITURE & FIXTURES	3,000	958	2,000	2,000	-
48131	RADIO EQUIPMENT	26,625	11,266	8,000	7,000	(1,000)
48140	BULLET PROOF VESTS			700	2,800	2,100
48151	MOTOR VEHICLES & EQUIP.	508,216	435,222	300,000	480,420	180,420
48172	HARDWARE	116,011	97,811	84,700	78,500	(6,200)
48173	SOFTWARE	8,100	8,569	6,700	1,500	(5,200)
48181	BUILDINGS & GROUNDS	56,000	11,145			-
TOTAL CAP. OUTLAY-REPLACEMENTS		717,951	564,970	402,100	572,220	170,120
48221	FURNITURE & FIXTURES	2,700		2,700	3,000	300
48272	HARDWARE	9,515	6,100	2,500	14,500	12,000
48273	SOFTWARE		60			-

CITY OF HARRISONBURG, VA  
EXPENDITURE BUDGET

FUND - 1000 - GENERAL FUND  
 FUNCTION - 300 - PUBLIC SAFETY  
 ACTIVITY - 3100 - LAW ENFORCEMENT  
 DEPARTMENT - 310131 - POLICE ADMINISTRATION

ACCOUNT-----	TITLE -----	----- 2017-2018 -----	----- 2018-2019 -----	2019-2020	NET
		BUDGET	ACTUAL	PROPOSED	CHANGE
TOTAL CAPITAL OUTLAY-ADDITIONS		12,215	6,160	17,500	12,300
TOTAL CAPITAL OUTLAY		730,166	571,130	589,720	182,420
TOTAL POLICE ADMINISTRATION		3,978,482	3,776,970	4,594,024	812,750

FUND - 1000 - GENERAL FUND  
 FUNCTION - 300 - PUBLIC SAFETY  
 ACTIVITY - 3100 - LAW ENFORCEMENT  
 DEPARTMENT - 310231 - POLICE OPERATIONS

ACCOUNT-----	TITLE -----	----- 2017-2018 -----	----- 2018-2019 -----	----- 2019-2020 -----	NET	
		BUDGET	ACTUAL	BUDGET	PROPOSED	CHANGE
41010	SALARIES & WAGES-REG.	2,616,250	2,565,874	2,607,756	2,989,345	381,589
41016	UNIFORM CLEANING ALLOW.	16,750	15,925	16,600	19,000	2,400
41017	STAND BY PAY	6,000	5,823	6,000	6,000	-
41020	SALARIES & WAGES-O/T	223,500	290,908	223,500	214,500	(9,000)
41027	STANDBY & BLENDED - OT	15,000	3,059	11,000	10,000	(1,000)
41028	SPECIAL PAY K-9 HANDLER	43,800	29,120			-
41029	SPECIAL PAY TRAINERS	20,000	10,440	22,000	22,000	-
41030	PT SALARIES & WAGES-REG	36,182	22,411	37,143	38,074	931
41050	ANNUAL LEAVE - SEPARATION		10,353			-
41051	SICK LEAVE - SEPARATION		7,821			-
41054	PTO - PAYOUT		800			-
41060	PTO - SEPARATION		10,140			-
<b>TOTAL PERSONAL SERVICES</b>		<b>2,977,482</b>	<b>2,972,675</b>	<b>2,923,999</b>	<b>3,298,919</b>	<b>374,920</b>
42010	FICA	227,778	211,035	223,686	252,367	28,681
42020	RETIREMENT - VRS	307,672	304,540	293,894	336,899	43,005
42050	HEALTH INSURANCE	434,244	362,633	364,352	391,738	27,386
42060	LIFE INSURANCE - VRS	34,274	34,141	34,161	39,160	4,999
42070	DISABILITY (VLDP)		10			-
42080	DENTAL INSURANCE	8,658	7,696	8,580	9,828	1,248
42110	WORKER'S COMP.	57,514	50,784	74,982	80,868	5,886
42120	CLOTHING ALLOWANCE		650			-
42190	LODA	29,696	40,235	45,994	49,564	3,570
<b>TOTAL FRINGE BENEFITS</b>		<b>1,099,836</b>	<b>1,011,724</b>	<b>1,045,649</b>	<b>1,160,424</b>	<b>114,775</b>
43100	PROFESSIONAL SERVICES	10,500	10,594	8,000	10,000	2,000
43110	MEDICAL SERVICES		270			-
43330	MAINT & REP.-MACH & EQUIP	2,000	320	2,000	2,000	-
43500	PRINTING AND BINDING	5,400	1,401	5,400	6,900	1,500
43720	LAUNDRY & DRY CLEANING	2,000	56	2,000	2,000	-
<b>TOTAL PURCHASED SERVICES</b>		<b>19,900</b>	<b>12,640</b>	<b>17,400</b>	<b>20,900</b>	<b>3,500</b>
45130	WATER & SEWER		303			-
45350	VEHICLE & EQUIPMENT INS.	70	69	72	76	4
45370	PUB.OFFICIAL LIABILITY IN	10,299	8,867	10,067	9,915	(152)
45380	GENERAL LIABILITY INS.	40,059	38,290	42,426	36,309	(6,117)
45394	RETIREE H'CARE BENEFIT	6,600	6,050	6,600	6,600	-
45530	TRAINING & TRAVEL	61,958	40,805	68,837	70,258	1,421
45540	EDUCATION	1,200	2,200	4,000	5,000	1,000
45810	DUES & MEMBERSHIPS	1,750	920	480	480	-
<b>TOTAL OTHER CHARGES</b>		<b>121,936</b>	<b>97,504</b>	<b>132,482</b>	<b>128,638</b>	<b>(3,844)</b>
46010	OFFICE SUPPLIES		31			-
46070	REPAIR & MAINT. SUPPLIES	1,000		1,000	1,000	-

CITY OF HARRISONBURG, VA  
EXPENDITURE BUDGET

FUND - 1000 - GENERAL FUND  
 FUNCTION - 300 - PUBLIC SAFETY  
 ACTIVITY - 3100 - LAW ENFORCEMENT  
 DEPARTMENT - 310231 - POLICE OPERATIONS

ACCOUNT----- TITLE -----	----- 2017-2018 -----	2018-2019	2019-2020	NET
	BUDGET ACTUAL	BUDGET	PROPOSED	CHANGE
46100 POLICE SUPPLIES	141,695 119,964	101,935	76,760	(25,175)
46101 AMMUNITION	1,920			-
46110 UNIFORMS	44,650 56,722	33,500	32,640	(860)
46140 OTHER OPERATING SUPPLIES	5,000 589	5,000	5,000	-
TOTAL MATERIALS & SUPPLIES	192,345 179,226	141,435	115,400	(26,035)
TOTAL OTHER OPERATING EXPENSES	1,434,017 1,301,094	1,336,966	1,425,362	88,396
48121 FURNITURE & FIXTURES	2,100 1,318	1,500	2,100	600
48131 RADIO EQUIPMENT	7,000	3,500	7,296	3,796
48140 BULLET PROOF VESTS		11,049	4,200	(6,849)
TOTAL CAP. OUTLAY-REPLACEMENTS	9,100 1,318	16,049	13,596	(2,453)
48211 MACHINERY & EQUIPMENT	61,915 61,915			-
48231 RADIO EQUIPMENT	15,000			-
TOTAL CAPITAL OUTLAY-ADDITIONS	76,915 61,915			-
TOTAL CAPITAL OUTLAY	86,015 63,233	16,049	13,596	(2,453)
TOTAL POLICE OPERATIONS	4,497,514 4,337,001	4,277,014	4,737,877	460,863

FUND - 1000 - GENERAL FUND  
 FUNCTION - 300 - PUBLIC SAFETY  
 ACTIVITY - 3100 - LAW ENFORCEMENT  
 DEPARTMENT - 310331 - POLICE CRIMINAL INVESTIG.

ACCOUNT-----	TITLE -----	----- 2017-2018 -----	----- 2018-2019 -----	----- 2019-2020 -----	NET	
		BUDGET	ACTUAL	BUDGET	PROPOSED	CHANGE
41010	SALARIES & WAGES-REG.	766,259	644,784	864,100	1,033,386	169,286
41016	UNIFORM CLEANING ALLOW.	4,200	3,450	4,800	6,000	1,200
41017	STAND BY PAY	7,020	4,755	7,020	7,020	-
41020	SALARIES & WAGES-O/T	43,580	36,709	43,580	48,580	5,000
41027	STANDBY & BLENDED - OT	11,811	6,814	11,811	11,811	-
41028	SPECIAL PAY K-9 HANDLER		7,280		10,920	10,920
41050	ANNUAL LEAVE - SEPARATION		2,076		4,944	4,944
41051	SICK LEAVE - SEPARATION		5,000		10,000	10,000
TOTAL PERSONAL SERVICES		832,870	710,868	931,311	1,132,661	201,350
42010	FICA	63,715	49,523	71,246	86,649	15,403
42020	RETIREMENT - VRS	90,112	75,817	97,384	116,463	19,079
42050	HEALTH INSURANCE	146,704	122,452	176,050	197,262	21,212
42060	LIFE INSURANCE - VRS	10,039	8,446	11,320	13,537	2,217
42080	DENTAL INSURANCE	2,340	1,443	2,652	3,120	468
42110	WORKER'S COMP.	14,542	17,371	18,152	21,720	3,568
42120	CLOTHING ALLOWANCE	17,400	14,550	20,500	22,000	1,500
42190	LODA	8,853	8,804	10,556	11,304	748
TOTAL FRINGE BENEFITS		353,705	298,406	407,860	472,055	64,195
43100	PROFESSIONAL SERVICES	7,661	8,746	8,661	8,500	(161)
43500	PRINTING AND BINDING		275			-
TOTAL PURCHASED SERVICES		7,661	9,021	8,661	8,500	(161)
45370	PUB.OFFICIAL LIABILITY IN	3,987	3,433	2,641	2,545	(96)
45380	GENERAL LIABILITY INS.	15,509	14,824	11,128	9,318	(1,810)
45394	RETIREE H'CARE BENEFIT	4,080	3,740	4,080	2,040	(2,040)
45530	TRAINING & TRAVEL	25,369	27,269	26,585	37,672	11,087
45540	EDUCATION	1,200	610	1,000	2,000	1,000
45810	DUES & MEMBERSHIPS	1,875	1,025	925	1,710	785
45840	DRUG INVESTIGATION			5,000		(5,000)
TOTAL OTHER CHARGES		52,020	50,901	51,359	55,285	3,926
46010	OFFICE SUPPLIES	1,000	1,039	1,000	1,000	-
46100	POLICE SUPPLIES	24,750	25,594	13,349	10,397	(2,952)
46110	UNIFORMS	928	673	1,603	3,800	2,197
46140	OTHER OPERATING SUPPLIES	3,000	328	4,000	4,000	-
TOTAL MATERIALS & SUPPLIES		29,678	27,634	19,952	19,197	(755)
TOTAL OTHER OPERATING EXPENSES		443,064	385,962	487,832	555,037	67,205
48121	FURNITURE & FIXTURES	3,000	3,636	500	500	-

CITY OF HARRISONBURG, VA  
EXPENDITURE BUDGET

FUND - 1000 - GENERAL FUND  
 FUNCTION - 300 - PUBLIC SAFETY  
 ACTIVITY - 3100 - LAW ENFORCEMENT  
 DEPARTMENT - 310331 - POLICE CRIMINAL INVESTIG.

ACCOUNT-----	TITLE -----	----- 2017-2018 -----		2018-2019 BUDGET	2019-2020 PROPOSED	NET CHANGE
		BUDGET	ACTUAL			
48131	RADIO EQUIPMENT	336				-
48140	BULLET PROOF VESTS			2,337	2,337	-
48172	HARDWARE	4,657	4,870			-
TOTAL CAP. OUTLAY-REPLACEMENTS		7,993	8,506	2,837	2,837	-
TOTAL CAPITAL OUTLAY		7,993	8,506	2,837	2,837	-
TOTAL POLICE CRIMINAL INVESTIG.		1,283,927	1,105,337	1,421,980	1,690,535	268,555

FUND - 1000 - GENERAL FUND  
 FUNCTION - 300 - PUBLIC SAFETY  
 ACTIVITY - 3100 - LAW ENFORCEMENT  
 DEPARTMENT - 310631 - POLICE SPECIAL OPERATIONS

ACCOUNT-----	TITLE -----	----- 2017-2018 -----		2018-2019	2019-2020	NET
		BUDGET	ACTUAL	BUDGET	PROPOSED	CHANGE
41010	SALARIES & WAGES-REG.	1,029,795	883,901	1,199,151	659,277	(539,874)
41016	UNIFORM CLEANING ALLOW.	6,800	4,950	7,100	3,500	(3,600)
41017	STAND BY PAY		592			-
41020	SALARIES & WAGES-O/T	43,182	68,475	47,982	60,000	12,018
41027	STANDBY & BLENDED - OT		141			-
41028	SPECIAL PAY K-9 HANDLER		7,280	43,800	54,750	10,950
41029	SPECIAL PAY TRAINERS		1,240			-
41030	PT SALARIES & WAGES-REG	31,758	14,913	86,652	88,697	2,045
41050	ANNUAL LEAVE - SEPARATION		3,176			-
41051	SICK LEAVE - SEPARATION		4,316			-
41060	PTO - SEPARATION		8,646			-
TOTAL PERSONAL SERVICES		1,111,535	997,630	1,384,685	866,224	(518,461)
42010	FICA	89,665	70,098	105,929	66,266	(39,663)
42020	RETIREMENT - VRS	128,224	104,315	135,145	74,301	(60,844)
42050	HEALTH INSURANCE	160,460	134,675	180,242	90,980	(89,262)
42060	LIFE INSURANCE - VRS	14,284	11,620	15,710	8,637	(7,073)
42070	DISABILITY (VLDP)		205	206	211	5
42080	DENTAL INSURANCE	3,588	2,301	3,744	1,872	(1,872)
42110	WORKER'S COMP.	11,831	33,430	25,291	33,969	8,678
42120	CLOTHING ALLOWANCE		250			-
42190	LODA	6,323	5,659	15,834	18,261	2,427
TOTAL FRINGE BENEFITS		414,375	362,553	482,101	294,497	(187,604)
43100	PROFESSIONAL SERVICES	4,000	1,260	9,000	10,200	1,200
43330	MAINT & REP.-MACH & EQUIP	12,000	2,992	12,000	5,000	(7,000)
43337	MAINT & REP.-RADAR EQUIP	5,000	3,444	5,000	5,000	-
43500	PRINTING AND BINDING	500	142	500	500	-
43720	LAUNDRY & DRY CLEANING	500		500	500	-
TOTAL PURCHASED SERVICES		22,000	7,838	27,000	21,200	(5,800)
45350	VEHICLE & EQUIPMENT INS.			259	252	(7)
45360	SURETY BONDS			3	3	-
45370	PUB.OFFICIAL LIABILITY IN	2,948	2,538	2,712	3,330	618
45380	GENERAL LIABILITY INS.	11,467	10,961	10,947	12,195	1,248
45390	INSURANCE FOR VOLUNTEERS			6,390	6,390	(6,390)
45395	LODA - VOLUNTEERS	3,107	3,098	2,860	3,292	432
45530	TRAINING & TRAVEL	25,025	11,258	25,474	32,000	6,526
45540	EDUCATION	600				-
45810	DUES & MEMBERSHIPS	1,685	65	3,705	2,070	(1,635)
45840	DRUG INVESTIGATION	5,000				-
TOTAL OTHER CHARGES		49,832	27,920	52,350	53,142	792
46100	POLICE SUPPLIES	30,225	31,131	40,500	44,600	4,100



FUND - 1000 - GENERAL FUND  
 FUNCTION - 300 - PUBLIC SAFETY  
 ACTIVITY - 3100 - LAW ENFORCEMENT  
 DEPARTMENT - 310631 - POLICE SPECIAL OPERATIONS

ACCOUNT----- TITLE -----	----- 2017-2018 -----		2018-2019	2019-2020	NET
	BUDGET	ACTUAL	BUDGET	PROPOSED	CHANGE
46102 EVIDENCE SUPPLY	5,000	3,780	5,000	5,000	-
46110 UNIFORMS	30,700	11,456	15,000	15,000	-
46140 OTHER OPERATING SUPPLIES	5,000	942	6,000	4,000	(2,000)
TOTAL MATERIALS & SUPPLIES	70,925	47,309	66,500	68,600	2,100
TOTAL OTHER OPERATING EXPENSES	557,132	445,620	627,951	437,439	(190,512)
48131 RADIO EQUIPMENT	1,000		500		(500)
48140 BULLET PROOF VESTS			5,950	13,200	7,250
TOTAL CAP. OUTLAY-REPLACEMENTS	1,000		6,450	13,200	6,750
48231 RADIO EQUIPMENT	4,000				-
48241 POLICE K9				7,500	7,500
TOTAL CAPITAL OUTLAY-ADDITIONS	4,000			7,500	7,500
TOTAL CAPITAL OUTLAY	5,000		6,450	20,700	14,250
TOTAL POLICE SPECIAL OPERATIONS	1,673,667	1,443,251	2,019,086	1,324,363	(694,723)

FUND - 1000 - GENERAL FUND  
 FUNCTION - 300 - PUBLIC SAFETY  
 ACTIVITY - 3100 - LAW ENFORCEMENT  
 DEPARTMENT - 310731 - POLICE GRANTS

ACCOUNT-----	TITLE -----	----- 2017-2018 -----		2018-2019	2019-2020	NET CHANGE
		BUDGET	ACTUAL	BUDGET	PROPOSED	
41010	SALARIES & WAGES-REG.	201,531	197,750	207,529	45,178	(162,351)
41016	UNIFORM CLEANING ALLOW.	1,500	1,500	1,500	300	(1,200)
41017	STAND BY PAY		1,183			-
41020	SALARIES & WAGES-O/T	52,778	44,154			-
41027	STANDBY & BLENDED - OT		3,173			-
41029	SPECIAL PAY TRAINERS		1,340			-
41060	PTO - SEPARATION		2,096			-
TOTAL PERSONAL SERVICES		255,809	251,195	209,029	45,478	(163,551)
42010	FICA	17,273	18,094	15,991	3,480	(12,511)
42020	RETIREMENT - VRS	23,701	22,934	23,388	5,092	(18,296)
42050	HEALTH INSURANCE	26,564	24,550	24,520	7,010	(17,510)
42060	LIFE INSURANCE - VRS	2,641	2,555	2,718	592	(2,126)
42080	DENTAL INSURANCE	780	481	780	156	(624)
42110	WORKER'S COMP.			6,925	5,784	(1,141)
42120	CLOTHING ALLOWANCE	1,300	1,300	1,300	1,300	-
42190	LODA	2,530	2,515	3,770	3,479	(291)
TOTAL FRINGE BENEFITS		74,789	72,429	79,392	26,893	(52,499)
45530	TRAINING & TRAVEL	31,958	6,742			-
TOTAL OTHER CHARGES		31,958	6,742			-
46100	POLICE SUPPLIES	24,610	16,675			-
46140	OTHER OPERATING SUPPLIES	1,000				-
TOTAL MATERIALS & SUPPLIES		25,610	16,675			-
TOTAL OTHER OPERATING EXPENSES		132,356	95,845	79,392	26,893	(52,499)
48140	BULLET PROOF VESTS		17,330			-
TOTAL CAP. OUTLAY-REPLACEMENTS			17,330			-
48240	BULLET PROOF VESTS		4,170			-
48272	HARDWARE		11,890			-
TOTAL CAPITAL OUTLAY-ADDITIONS			16,060			-
TOTAL CAPITAL OUTLAY			33,390			-
TOTAL POLICE GRANTS		388,165	380,430	288,421	72,371	(216,050)

FUND - 1000 - GENERAL FUND  
 FUNCTION - 300 - PUBLIC SAFETY  
 ACTIVITY - 3200 - FIRE & RESCUE  
 DEPARTMENT - 320132 - FIRE ADMINISTRATION

ACCOUNT-----	TITLE -----	-----	2017-2018 -----	2018-2019	2019-2020	NET
		BUDGET	ACTUAL	BUDGET	PROPOSED	CHANGE
41010	SALARIES & WAGES-REG.	365,668	348,830	383,896	386,078	2,182
41020	SALARIES & WAGES-O/T		2,461			-
41030	PT SALARIES & WAGES-REG	25,220	21,085	22,682	51,854	29,172
41050	ANNUAL LEAVE - SEPARATION			8,308		(8,308)
41051	SICK LEAVE - SEPARATION			10,000		(10,000)
TOTAL PERSONAL SERVICES		390,888	372,376	424,886	437,932	13,046
42010	FICA	30,209	26,402	32,504	33,501	997
42020	RETIREMENT - VRS	43,473	41,077	43,265	43,511	246
42050	HEALTH INSURANCE	43,895	42,697	43,894	53,866	9,972
42060	LIFE INSURANCE - VRS	4,843	4,575	5,029	5,058	29
42080	DENTAL INSURANCE	780	741	780	780	-
42110	WORKER'S COMP.	8,295	7,888	12,533	14,979	2,446
42190	LODA	1,265	1,258	2,262	2,609	347
TOTAL FRINGE BENEFITS		132,760	124,638	140,267	154,304	14,037
43100	PROFESSIONAL SERVICES		31			-
43110	MEDICAL SERVICES	750	960	750	750	-
43320	SERVICE CONTRACTS	16,200	15,684	17,900	19,500	1,600
43330	MAINT & REP.-MACH & EQUIP	500		500	500	-
43336	MAINT & REP.-RADIO EQUIP	1,000		1,000	1,000	-
43340	MAINT & REP.-FURN & FIX	350		350	350	-
43600	ADVERTISING	1,500	170	1,500	1,500	-
TOTAL PURCHASED SERVICES		20,300	16,845	22,000	23,600	1,600
44200	C.G. - PARTS AND LABOR	10,000	16,887	10,000	1,000	(9,000)
44307	C.S.-OFFICE SUPPLIES	1,200	732	1,200	1,200	-
44309	C.S.-OTHER SUPPLIES	1,500	219	1,500	1,500	-
44310	C.G. - FUEL	8,000	6,606	8,000	8,000	-
TOTAL INTERNAL SERVICES		20,700	24,443	20,700	11,700	(9,000)
45140	HYDRANTS	75,000	75,000	63,000	53,000	(10,000)
45145	FIRE MUSEUM	1,500	38	1,500	1,500	-
45210	POSTAGE	1,150		1,150	1,000	(150)
45230	TELECOMMUNICATIONS	6,059	4,864	5,305	6,259	954
45350	VEHICLE & EQUIPMENT INS.	3,893	3,121	3,366	5,871	2,505
45360	SURETY BONDS	19	17	18	19	1
45370	PUB.OFFICIAL LIABILITY IN	1,552	1,336	1,389	1,621	232
45380	GENERAL LIABILITY INS.	588	578	602	667	65
45394	RETIREE H'CARE BENEFIT			1,380	3,120	1,740
45410	LEASE/RENT OF EQUIPMENT	6,200	6,115	6,200	6,200	-
45530	TRAINING & TRAVEL	5,000	4,664	5,000	5,000	-
45810	DUES & MEMBERSHIPS	1,013	844	1,013	1,013	-

CITY OF HARRISONBURG, VA  
EXPENDITURE BUDGET

FUND - 1000 - GENERAL FUND  
 FUNCTION - 300 - PUBLIC SAFETY  
 ACTIVITY - 3200 - FIRE & RESCUE  
 DEPARTMENT - 320132 - FIRE ADMINISTRATION

ACCOUNT-----	TITLE -----	----- 2017-2018 -----	----- 2018-2019 -----	----- 2019-2020 -----	NET	
		BUDGET	ACTUAL	BUDGET	PROPOSED	CHANGE
TOTAL OTHER CHARGES		101,974	96,578	89,923	85,270	(4,653)
46010	OFFICE SUPPLIES	1,500	1,403	1,500	1,500	-
46070	REPAIR & MAINT. SUPPLIES	500		500	500	-
46078	MAINT & REPAIRS-COMPUTERS	1,000		1,000	1,000	-
46110	UNIFORMS	800	527	800	800	-
46120	BOOKS & SUBSCRIPTIONS	400	135	400	400	-
46140	OTHER OPERATING SUPPLIES	7,000	5,851	7,000	7,000	-
TOTAL MATERIALS & SUPPLIES		11,200	7,916	11,200	11,200	-
TOTAL OTHER OPERATING EXPENSES		286,934	270,420	284,090	286,074	1,984
48272	HARDWARE		7,210	4,800	9,400	4,600
TOTAL CAPITAL OUTLAY-ADDITIONS			7,210	4,800	9,400	4,600
TOTAL CAPITAL OUTLAY			7,210	4,800	9,400	4,600
TOTAL FIRE ADMINISTRATION		677,822	650,006	713,776	733,406	19,630

FUND - 1000 - GENERAL FUND  
 FUNCTION - 300 - PUBLIC SAFETY  
 ACTIVITY - 3200 - FIRE & RESCUE  
 DEPARTMENT - 320232 - FIRE SUPPRESSION

ACCOUNT-----	TITLE -----	----- 2017-2018 -----	----- 2018-2019 -----	----- 2019-2020 -----	NET
		BUDGET	ACTUAL	PROPOSED	CHANGE
41010	SALARIES & WAGES-REG.	3,628,835	3,593,989	3,799,866	(49,227)
41020	SALARIES & WAGES-O/T	229,500	290,697	250,000	-
41030	PT SALARIES & WAGES-REG	60,800	68,842	77,298	853
41050	ANNUAL LEAVE - SEPARATION	13,500	5,540	31,500	17,694
41051	SICK LEAVE - SEPARATION	13,500	2,844	35,500	25,500
41060	PTO - SEPARATION		4,117		-
TOTAL PERSONAL SERVICES		3,946,135	3,966,030	4,199,344	(5,180)
42010	FICA	303,410	272,441	321,250	(396)
42020	RETIREMENT - VRS	429,103	424,006	428,245	(5,548)
42050	HEALTH INSURANCE	639,951	681,593	685,434	1,012
42060	LIFE INSURANCE - VRS	47,800	47,232	50,424	(646)
42080	DENTAL INSURANCE	10,764	9,542	10,764	-
42110	WORKER'S COMP.	134,300	140,389	213,234	18,114
42190	LODA	49,321	47,162	60,320	7,504
TOTAL FRINGE BENEFITS		1,614,649	1,622,365	1,777,145	20,040
43100	PROFESSIONAL SERVICES	18,410	12,767	15,000	-
43110	MEDICAL SERVICES	32,240	28,177	32,240	-
43320	SERVICE CONTRACTS	25,772	19,220	42,420	1,400
43330	MAINT & REP.-MACH & EQUIP	23,420	23,217	21,350	(350)
43336	MAINT & REP.-RADIO EQUIP	6,000	3,155	6,000	-
43340	MAINT & REP.-FURN & FIX		404		-
43350	MAINT & REP.-AUTO EQUIP.	11,000	10,973	11,000	-
43360	MAINT & REP.-BLDGS & GNDS	35,000	28,213	33,500	-
43720	LAUNDRY & DRY CLEANING	500		500	-
TOTAL PURCHASED SERVICES		152,342	126,127	162,010	1,050
44200	C.G. - PARTS AND LABOR	185,000	211,641	185,000	5,000
44300	CENTRAL STORES	600		600	-
44301	C.S.-SMALL EQUIP.SUPPLIES	500		500	-
44302	C.S.-POWER.EQUIP.SUPPLIES	500	52	500	-
44304	C.S.-BLDG. & GROUNDS SUPP	9,000	10,690	9,000	-
44307	C.S.-OFFICE SUPPLIES	500		500	-
44309	C.S.-OTHER SUPPLIES	5,000	2,727	5,000	-
44310	C.G. - FUEL	48,000	50,178	48,000	3,000
TOTAL INTERNAL SERVICES		249,100	275,288	249,100	8,000
45110	ELECTRICITY	50,145	60,908	47,000	20,200
45120	HEATING	5,000	7,860	5,000	-
45130	WATER & SEWER	9,500	12,825	12,000	-
45230	TELECOMMUNICATIONS	9,816	16,153	9,837	2,424
45340	PROPERTY INSURANCE	5,314	5,055	5,156	1,221
45350	VEHICLE & EQUIPMENT INS.	20,261	18,494	19,939	(58)

CITY OF HARRISONBURG, VA  
EXPENDITURE BUDGET

FUND - 1000 - GENERAL FUND  
FUNCTION - 300 - PUBLIC SAFETY  
ACTIVITY - 3200 - FIRE & RESCUE  
DEPARTMENT - 320232 - FIRE SUPPRESSION

ACCOUNT-----	TITLE -----	----- 2017-2018 -----		2018-2019	2019-2020	NET CHANGE
		BUDGET	ACTUAL	BUDGET	PROPOSED	
45370	PUB.OFFICIAL LIABILITY IN	16,015	13,788	14,033	14,765	732
45380	GENERAL LIABILITY INS.	6,071	5,965	6,076	6,079	3
45390	INSURANCE FOR VOLUNTEERS	2,500	2,482	2,500	2,700	200
45394	RETIREE H'CARE BENEFIT	59,998	55,901	61,910	70,670	8,760
45395	LODA - VOLUNTEERS				988	988
45398	LODA CLAIM	22,262	28,200	30,000	30,000	-
45530	TRAINING & TRAVEL	30,000	32,103	30,000	30,000	-
45540	EDUCATION		3,049	5,000	5,000	-
45810	DUES & MEMBERSHIPS	300		300	300	-
45850	FREIGHT & DRAYAGE	500	248	500	500	-
TOTAL OTHER CHARGES		237,682	263,030	249,251	283,721	34,470
46010	OFFICE SUPPLIES	4,000	3,540	4,000	4,000	-
46070	REPAIR & MAINT. SUPPLIES	20,000	12,514	20,000	20,000	-
46078	MAINT & REPAIRS-COMPUTERS	2,300	871	2,300	2,300	-
46090	POWERED EQUIPMENT SUPPLY	1,500	483	1,500	1,500	-
46110	UNIFORMS	20,000	20,527	20,000	30,000	10,000
46111	TURN OUT GEAR	15,000	16,532	20,000	100,000	80,000
46120	BOOKS & SUBSCRIPTIONS	900	664	900	900	-
46140	OTHER OPERATING SUPPLIES	25,000	24,445	25,000	25,000	-
46170	EMS/MEDICAL SUPPLIES	30,000	31,827	35,000	35,000	-
TOTAL MATERIALS & SUPPLIES		118,700	111,405	128,700	218,700	90,000
TOTAL OTHER OPERATING EXPENSES		2,372,473	2,398,215	2,546,166	2,699,726	153,560
48111	MACHINERY & EQUIPMENT	541,400	171			-
48113	EQUIPMENT	221,244	227,158	53,000	48,200	(4,800)
48114	FIRE HOSE	4,000	2,302	4,000	4,000	-
48121	FURNITURE & FIXTURES	39,088	40,081	7,000		(7,000)
48131	RADIO EQUIPMENT	2,500		2,500	2,500	-
48151	MOTOR VEHICLES & EQUIP.			70,000	70,000	-
48165	FIRE TRUCK	567,630		584,658		(584,658)
48181	BUILDINGS & GROUNDS	17,640	18,838	18,300	39,500	21,200
TOTAL CAP. OUTLAY-REPLACEMENTS		1,393,502	288,549	739,458	164,200	(575,258)
48203	FIRE PROGRAMS FUND	444,260	82,812	163,526	169,306	5,780
48272	HARDWARE	13,000	16,345	13,000	26,400	13,400
48273	SOFTWARE				18,000	18,000
TOTAL CAPITAL OUTLAY-ADDITIONS		457,260	99,157	176,526	213,706	37,180
TOTAL CAPITAL OUTLAY		1,850,762	387,707	915,984	377,906	(538,078)

CITY OF HARRISONBURG, VA  
EXPENDITURE BUDGET

FUND - 1000 - GENERAL FUND  
 FUNCTION - 300 - PUBLIC SAFETY  
 ACTIVITY - 3200 - FIRE & RESCUE  
 DEPARTMENT - 320232 - FIRE SUPPRESSION

ACCOUNT-----	TITLE -----	----- BUDGET	2017-2018 ----- ACTUAL	2018-2019 BUDGET	2019-2020 PROPOSED	NET CHANGE
TOTAL FIRE SUPPRESSION		8,169,370	6,751,951	7,661,494	7,271,796	(389,698)

FUND - 1000 - GENERAL FUND  
 FUNCTION - 300 - PUBLIC SAFETY  
 ACTIVITY - 3200 - FIRE & RESCUE  
 DEPARTMENT - 320332 - FIRE PREVENTION

ACCOUNT-----	TITLE -----	----- 2017-2018 -----	----- 2018-2019 -----	----- 2019-2020 -----	NET	
		BUDGET	ACTUAL	BUDGET	PROPOSED	CHANGE
41010	SALARIES & WAGES-REG.	272,265	254,533	283,671	293,234	9,563
41020	SALARIES & WAGES-O/T	92,700	85,385	104,474	76,188	(28,286)
41030	PT SALARIES & WAGES-REG	26			14,171	14,171
41050	ANNUAL LEAVE - SEPARATION		791	5,698		(5,698)
41051	SICK LEAVE - SEPARATION		4,537	10,000		(10,000)
TOTAL PERSONAL SERVICES		364,991	345,246	403,843	383,593	(20,250)
42010	FICA	28,457	23,865	30,894	29,345	(1,549)
42020	RETIREMENT - VRS	32,019	29,764	31,970	33,047	1,077
42050	HEALTH INSURANCE	53,490	47,716	53,866	49,102	(4,764)
42060	LIFE INSURANCE - VRS	3,567	3,315	3,716	3,841	125
42070	DISABILITY (VLDP)		205		210	210
42080	DENTAL INSURANCE	780	559	780	780	-
42110	WORKER'S COMP.	12,279	12,110	16,345	18,891	2,546
42190	LODA	1,897	1,887	2,262	2,609	347
TOTAL FRINGE BENEFITS		132,489	119,422	139,833	137,825	(2,008)
43110	MEDICAL SERVICES	750	590	750	750	-
43330	MAINT & REP.-MACH & EQUIP	500	229	500	500	-
43336	MAINT & REP.-RADIO EQUIP	1,000		1,000	1,000	-
TOTAL PURCHASED SERVICES		2,250	819	2,250	2,250	-
44200	C.G. - PARTS AND LABOR	11,000	7,054	10,000	12,000	2,000
44310	C.G. - FUEL	5,000	6,281	5,000	6,000	1,000
TOTAL INTERNAL SERVICES		16,000	13,336	15,000	18,000	3,000
45230	TELECOMMUNICATIONS	7,297	5,453	6,688	6,353	(335)
45350	VEHICLE & EQUIPMENT INS.	3,314	2,811	2,744	2,654	(90)
45370	PUB.OFFICIAL LIABILITY IN	1,312	1,129	1,237	1,249	12
45380	GENERAL LIABILITY INS.	497	489	536	514	(22)
45394	RETIREE H'CARE BENEFIT	9,600	8,000	9,600	7,360	(2,240)
45530	TRAINING & TRAVEL	4,000	10,160	6,000	6,000	-
45810	DUES & MEMBERSHIPS	1,090	1,405	1,090	1,090	-
TOTAL OTHER CHARGES		27,110	29,447	27,895	25,220	(2,675)
46010	OFFICE SUPPLIES	1,000	1,025	1,000	1,000	-
46078	MAINT & REPAIRS-COMPUTERS	1,000	500	1,000	1,000	-
46110	UNIFORMS	750	812	750	750	-
46112	FIRE PREVENTION WEEK EXP.	5,000	4,634	5,000	5,000	-
46113	PIZZA PROGRAM PROMOTION	6,000	5,897	6,000	6,000	-
46120	BOOKS & SUBSCRIPTIONS	1,645	1,445	5,000	5,000	-
46140	OTHER OPERATING SUPPLIES	17,145	15,611	16,100	9,000	(7,100)



CITY OF HARRISONBURG, VA  
EXPENDITURE BUDGET

FUND - 1000 - GENERAL FUND  
 FUNCTION - 300 - PUBLIC SAFETY  
 ACTIVITY - 3200 - FIRE & RESCUE  
 DEPARTMENT - 320332 - FIRE PREVENTION

ACCOUNT-----	TITLE -----	----- 2017-2018 -----		2018-2019	2019-2020	NET CHANGE
		BUDGET	ACTUAL	BUDGET	PROPOSED	
TOTAL MATERIALS & SUPPLIES		32,540	29,923	34,850	27,750	(7,100)
TOTAL OTHER OPERATING EXPENSES		210,389	192,946	219,828	211,045	(8,783)
TOTAL FIRE PREVENTION		575,380	538,192	623,671	594,638	(29,033)

FUND - 1000 - GENERAL FUND  
 FUNCTION - 300 - PUBLIC SAFETY  
 ACTIVITY - 3200 - FIRE & RESCUE  
 DEPARTMENT - 320432 - FIRE TRAINING

ACCOUNT-----	TITLE -----	----- 2017-2018 -----	----- 2018-2019 -----	----- 2019-2020 -----	NET
		BUDGET	ACTUAL	PROPOSED	CHANGE
41010	SALARIES & WAGES-REG.	164,291	154,565	158,544	34,829
41020	SALARIES & WAGES-O/T		1,543		-
41030	PT SALARIES & WAGES-REG	7,000	8,243		-
TOTAL PERSONAL SERVICES		171,291	164,351	158,544	34,829
42010	FICA	11,038	11,441	12,129	2,664
42020	RETIREMENT - VRS	16,969	17,861	17,868	3,925
42050	HEALTH INSURANCE	28,175	28,262	29,524	(644)
42060	LIFE INSURANCE - VRS	1,890	1,990	2,077	457
42080	DENTAL INSURANCE	312	169	312	78
42110	WORKER'S COMP.	6,706	7,125	8,510	4,309
42190	LODA	1,265	1,258	1,508	232
TOTAL FRINGE BENEFITS		66,355	68,106	71,928	11,021
43110	MEDICAL SERVICES	500	500	500	250
43320	SERVICE CONTRACTS	9,395	7,219	8,295	1,995
43330	MAINT & REP.-MACH & EQUIP	750	563	750	-
43336	MAINT & REP.-RADIO EQUIP	1,000		1,000	-
43340	MAINT & REP.-FURN & FIX	300		300	-
43360	MAINT & REP.-BLDGS & GNDS	1,000	3,746	1,000	-
TOTAL PURCHASED SERVICES		12,945	12,028	11,845	2,245
44200	C.G. - PARTS AND LABOR	4,500	3,704	4,000	500
44304	C.S.-BLDG. & GROUNDS SUPP		43		-
44310	C.G. - FUEL	2,500	2,089	2,000	1,000
TOTAL INTERNAL SERVICES		7,000	5,836	6,000	1,500
45110	ELECTRICITY	2,705	2,506	2,250	250
45130	WATER & SEWER		482		-
45230	TELECOMMUNICATIONS	2,454	2,196	1,727	833
45340	PROPERTY INSURANCE	116	121	123	11
45350	VEHICLE & EQUIPMENT INS.	866	742	764	720
45370	PUB.OFFICIAL LIABILITY IN	726	625	652	(22)
45380	GENERAL LIABILITY INS.	274	270	282	(23)
45530	TRAINING & TRAVEL	4,000	6,673	4,000	2,000
45810	DUES & MEMBERSHIPS	519	369	644	75
45850	FREIGHT & DRAYAGE	75	265	75	-
TOTAL OTHER CHARGES		11,735	14,249	10,517	3,844
46010	OFFICE SUPPLIES	500	217	500	-
46070	REPAIR & MAINT. SUPPLIES	500		500	-
46078	MAINT & REPAIRS-COMPUTERS	800		800	-
46110	UNIFORMS	600	676	600	-

CITY OF HARRISONBURG, VA  
EXPENDITURE BUDGET

FUND - 1000 - GENERAL FUND  
 FUNCTION - 300 - PUBLIC SAFETY  
 ACTIVITY - 3200 - FIRE & RESCUE  
 DEPARTMENT - 320432 - FIRE TRAINING

ACCOUNT-----	TITLE -----	----- 2017-2018 -----		2018-2019	2019-2020	NET CHANGE
		BUDGET	ACTUAL	BUDGET	PROPOSED	
46120	BOOKS & SUBSCRIPTIONS	1,500	2,438	1,900	2,500	600
46140	OTHER OPERATING SUPPLIES	3,000	3,251	3,000	3,000	-
46170	EMS/MEDICAL SUPPLIES		210			-
TOTAL MATERIALS & SUPPLIES		6,900	6,792	7,300	7,900	600
TOTAL OTHER OPERATING EXPENSES		104,935	107,011	107,590	126,800	19,210
48113	EQUIPMENT			1,500	1,800	300
48151	MOTOR VEHICLES & EQUIP.				35,000	35,000
TOTAL CAP. OUTLAY-REPLACEMENTS				1,500	36,800	35,300
TOTAL CAPITAL OUTLAY				1,500	36,800	35,300
TOTAL FIRE TRAINING		276,226	271,362	267,634	356,973	89,339

FUND - 1000 - GENERAL FUND  
 FUNCTION - 300 - PUBLIC SAFETY  
 ACTIVITY - 3200 - FIRE & RESCUE  
 DEPARTMENT - 320632 - PUBLIC SAFETY BUILDING

ACCOUNT-----	TITLE -----	----- 2017-2018 -----		2018-2019	2019-2020	NET
		BUDGET	ACTUAL	BUDGET	PROPOSED	CHANGE
41010	SALARIES & WAGES-REG.	65,854	66,176	68,011	68,016	5
41020	SALARIES & WAGES-O/T	2,000		2,000	2,000	-
TOTAL PERSONAL SERVICES		67,854	66,176	70,011	70,016	5
42010	FICA	5,192	4,131	5,356	5,357	1
42020	RETIREMENT - VRS	7,745	7,781	7,665	7,665	-
42050	HEALTH INSURANCE	19,553	19,552	19,552	19,552	-
42060	LIFE INSURANCE - VRS	863	867	891	891	-
42080	DENTAL INSURANCE	312	312	312	312	-
42110	WORKER'S COMP.	972	906	1,180	1,350	170
TOTAL FRINGE BENEFITS		34,637	33,548	34,956	35,127	171
43320	SERVICE CONTRACTS	25,830	29,756	37,820	49,153	11,333
43330	MAINT & REP.-MACH & EQUIP	8,000	1,214	8,000	8,000	-
43360	MAINT & REP.-BLDGS & GNDS	20,000	28,360	27,000	15,000	(12,000)
TOTAL PURCHASED SERVICES		53,830	59,330	72,820	72,153	(667)
44300	CENTRAL STORES	7,000	10,307	7,000	7,000	-
TOTAL INTERNAL SERVICES		7,000	10,307	7,000	7,000	-
45110	ELECTRICITY	86,523	89,188	86,200	94,300	8,100
45119	NATURAL GAS	20,000		20,000		(20,000)
45120	HEATING		18,448		20,000	20,000
45130	WATER & SEWER	7,500	7,294	7,500	7,500	-
45230	TELECOMMUNICATIONS	592	1,329	1,951	1,306	(645)
45310	BOILER & MACHINERY INS.	4,148	3,782	3,866	3,910	44
45340	PROPERTY INSURANCE	4,365	4,102	4,186	6,322	2,136
45370	PUB.OFFICIAL LIABILITY IN	762	656	687	688	1
45380	GENERAL LIABILITY INS.	289	284	298	283	(15)
TOTAL OTHER CHARGES		124,179	125,084	124,688	134,309	9,621
46070	REPAIR & MAINT. SUPPLIES	1,750		1,750	1,750	-
46110	UNIFORMS	500		500	500	-
46140	OTHER OPERATING SUPPLIES	2,000	2,207	2,000	2,000	-
TOTAL MATERIALS & SUPPLIES		4,250	2,207	4,250	4,250	-
TOTAL OTHER OPERATING EXPENSES		223,896	230,475	243,714	252,839	9,125
48111	MACHINERY & EQUIPMENT				2,500	2,500
48181	BUILDINGS & GROUNDS	46,480	38,670	17,200	2,000	(15,200)

CITY OF HARRISONBURG, VA  
EXPENDITURE BUDGET

FUND - 1000 - GENERAL FUND  
 FUNCTION - 300 - PUBLIC SAFETY  
 ACTIVITY - 3200 - FIRE & RESCUE  
 DEPARTMENT - 320632 - PUBLIC SAFETY BUILDING

ACCOUNT----- TITLE -----	----- 2017-2018 -----		2018-2019	2019-2020	NET CHANGE
	BUDGET	ACTUAL	BUDGET	PROPOSED	
TOTAL CAP. OUTLAY-REPLACEMENTS	46,480	38,670	17,200	4,500	(12,700)
TOTAL CAPITAL OUTLAY	46,480	38,670	17,200	4,500	(12,700)
TOTAL PUBLIC SAFETY BUILDING	338,230	335,321	330,925	327,355	(3,570)

FUND - 1000 - GENERAL FUND  
 FUNCTION - 300 - PUBLIC SAFETY  
 ACTIVITY - 3200 - FIRE & RESCUE  
 DEPARTMENT - 320732 - CHILD SAFETY ALLIANCE

ACCOUNT-----	TITLE -----	----- 2017-2018 -----		2018-2019	2019-2020	NET
		BUDGET	ACTUAL	BUDGET	PROPOSED	CHANGE
41010	SALARIES & WAGES-REG.	31,887	31,979	32,854	32,864	10
41020	SALARIES & WAGES-O/T	1,500		1,500	1,500	-
TOTAL PERSONAL SERVICES		33,387	31,979	34,354	34,364	10
42010	FICA	2,555	1,882	2,628	2,629	1
42020	RETIREMENT - VRS	3,750	3,760	3,702	3,704	2
42050	HEALTH INSURANCE	14,763	14,763	14,762	14,762	-
42060	LIFE INSURANCE - VRS	418	419	430	431	1
42080	DENTAL INSURANCE	156	156	156	156	-
42110	WORKER'S COMP.	209	199	251	298	47
TOTAL FRINGE BENEFITS		21,851	21,178	21,929	21,980	51
45230	TELECOMMUNICATIONS	855	702	738	716	(22)
45530	TRAINING & TRAVEL	800	474	800	800	-
TOTAL OTHER CHARGES		1,655	1,176	1,538	1,516	(22)
46010	OFFICE SUPPLIES	500	82	500	500	-
46078	MAINT & REPAIRS-COMPUTERS	200		200	200	-
46110	UNIFORMS	200	72	200	200	-
46140	OTHER OPERATING SUPPLIES	2,800	1,242	4,000	3,000	(1,000)
TOTAL MATERIALS & SUPPLIES		3,700	1,396	4,900	3,900	(1,000)
TOTAL OTHER OPERATING EXPENSES		27,206	23,751	28,367	27,396	(971)
TOTAL CHILD SAFETY ALLIANCE		60,593	55,730	62,721	61,760	(961)

CITY OF HARRISONBURG, VA  
EXPENDITURE BUDGET

FUND - 1000 - GENERAL FUND  
 FUNCTION - 300 - PUBLIC SAFETY  
 ACTIVITY - 3300 - CORRECTION & DETENTION  
 DEPARTMENT - 330231 - COURT APPOINTED ATTORNEY

ACCOUNT-----	TITLE -----	----- 2017-2018 -----		2018-2019	2019-2020	NET CHANGE
		BUDGET	ACTUAL	BUDGET	PROPOSED	
43151	COURT APPOINTED ATTORNEY	85,000	65,137	85,000	85,000	-
TOTAL PURCHASED SERVICES		85,000	65,137	85,000	85,000	-
TOTAL OTHER OPERATING EXPENSES		85,000	65,137	85,000	85,000	-
TOTAL COURT APPOINTED ATTORNEY		85,000	65,137	85,000	85,000	-

CITY OF HARRISONBURG, VA  
EXPENDITURE BUDGET

FUND - 1000 - GENERAL FUND  
 FUNCTION - 300 - PUBLIC SAFETY  
 ACTIVITY - 3300 - CORRECTION & DETENTION  
 DEPARTMENT - 330531 - REGIONAL JUVENILE HOME

ACCOUNT-----	TITLE -----	----- 2017-2018 -----		2018-2019	2019-2020	NET CHANGE
		BUDGET	ACTUAL	BUDGET	PROPOSED	
47030	JUVENILE DETENTION HOME	310,440	310,440	322,432	231,304	(91,128)
TOTAL PMT. TO JOINT OPERATIONS		310,440	310,440	322,432	231,304	(91,128)
TOTAL OTHER OPERATING EXPENSES		310,440	310,440	322,432	231,304	(91,128)
TOTAL REGIONAL JUVENILE HOME		310,440	310,440	322,432	231,304	(91,128)



FUND - 1000 - GENERAL FUND  
 FUNCTION - 300 - PUBLIC SAFETY  
 ACTIVITY - 3300 - CORRECTION & DETENTION  
 DEPARTMENT - 330731 - REGIONAL JAIL

ACCOUNT-----	TITLE -----	-----	2017-2018 -----	-----	2018-2019	2019-2020	NET
		BUDGET	ACTUAL		BUDGET	PROPOSED	CHANGE
47074	MRRJ-OPERATING	695,182	628,499		802,720	1,154,857	352,137
47075	MRRJ-DEBT SERVICE	292,505	292,504		269,804	265,739	(4,065)
47076	MRRJ-BUY-IN AGREEMENT	1,076,299	1,076,298		1,076,299	1,076,299	-
TOTAL PMT. TO JOINT OPERATIONS		2,063,986	1,997,302		2,148,823	2,496,895	348,072
TOTAL OTHER OPERATING EXPENSES		2,063,986	1,997,302		2,148,823	2,496,895	348,072
TOTAL REGIONAL JAIL		2,063,986	1,997,302		2,148,823	2,496,895	348,072

FUND - 1000 - GENERAL FUND  
 FUNCTION - 300 - PUBLIC SAFETY  
 ACTIVITY - 3400 - INSPECTIONS  
 DEPARTMENT - 340121 - BUILDING INSPECTION

ACCOUNT-----	TITLE -----	-----	2017-2018 -----	2018-2019	2019-2020	NET
		BUDGET	ACTUAL	BUDGET	PROPOSED	CHANGE
41010	SALARIES & WAGES-REG.	561,486	530,221	618,998	635,324	16,326
41017	STAND BY PAY	7,791	5,741	7,791	7,791	-
41020	SALARIES & WAGES-O/T	240	47	240	240	-
41027	STANDBY & BLENDED - OT	1,000	572	1,000	1,000	-
41050	ANNUAL LEAVE - SEPARATION		5,494			-
41051	SICK LEAVE - SEPARATION		2,146			-
TOTAL PERSONAL SERVICES		570,517	544,221	628,029	644,355	16,326
42010	FICA	43,684	37,710	48,044	49,293	1,249
42020	RETIREMENT - VRS	66,091	62,619	69,761	71,601	1,840
42050	HEALTH INSURANCE	104,467	84,848	99,656	99,656	-
42060	LIFE INSURANCE - VRS	7,363	6,975	8,109	8,323	214
42070	DISABILITY (VLDP)	695	581	943	827	(116)
42080	DENTAL INSURANCE	1,716	1,268	1,404	1,404	-
42110	WORKER'S COMP.	2,038	1,844	2,858	3,467	609
TOTAL FRINGE BENEFITS		226,054	195,845	230,775	234,571	3,796
43100	PROFESSIONAL SERVICES		19			-
43110	MEDICAL SERVICES		40			-
43320	SERVICE CONTRACTS		789			-
43600	ADVERTISING	1,000	457	1,000	1,000	-
43875	DEMOLITION OF BUILDINGS	2,500		2,500	2,500	-
TOTAL PURCHASED SERVICES		3,500	1,304	3,500	3,500	-
44200	C.G. - PARTS AND LABOR	4,500	5,005	6,000	5,000	(1,000)
44300	CENTRAL STORES	400	343	400		(400)
44310	C.G. - FUEL	4,500	3,594	4,000	4,000	-
TOTAL INTERNAL SERVICES		9,400	8,942	10,400	9,000	(1,400)
45210	POSTAGE	960	960	960	960	-
45230	TELECOMMUNICATIONS	8,151	7,832	7,128	7,260	132
45350	VEHICLE & EQUIPMENT INS.	1,924	1,740	1,792	1,736	(56)
45355	INSURANCE DEDUCTIBLE	300				-
45360	SURETY BONDS	12	12	12	13	1
45370	PUB.OFFICIAL LIABILITY IN	1,731	1,490	1,589	1,808	219
45380	GENERAL LIABILITY INS.	656	645	688	744	56
45394	RETIREE H'CARE BENEFIT	2,760	2,530	2,760	2,760	-
45410	LEASE/RENT OF EQUIPMENT	1,880	1,943	2,600	2,300	(300)
45530	TRAINING & TRAVEL	13,760	6,343	16,250	9,260	(6,990)
45810	DUES & MEMBERSHIPS	1,275	1,201	1,345	1,240	(105)
TOTAL OTHER CHARGES		33,409	24,697	35,124	28,081	(7,043)
46010	OFFICE SUPPLIES	2,500	865	2,500	2,000	(500)

FUND - 1000 - GENERAL FUND  
 FUNCTION - 300 - PUBLIC SAFETY  
 ACTIVITY - 3400 - INSPECTIONS  
 DEPARTMENT - 340121 - BUILDING INSPECTION

ACCOUNT-----	TITLE -----	----- 2017-2018 -----		2018-2019	2019-2020	NET
		BUDGET	ACTUAL	BUDGET	PROPOSED	CHANGE
46110	UNIFORMS	2,800	2,503	2,800	2,800	-
46120	BOOKS & SUBSCRIPTIONS	37	144	12,000	1,000	(11,000)
46140	OTHER OPERATING SUPPLIES	1,300	661	1,300	1,000	(300)
TOTAL MATERIALS & SUPPLIES		6,637	4,172	18,600	6,800	(11,800)
TOTAL OTHER OPERATING EXPENSES		279,000	234,961	298,399	281,952	(16,447)
48121	FURNITURE & FIXTURES		780			-
48171	EDP EQUIPMENT	3,647	1,715		4,850	4,850
48184	IMPROVEMENTS	7,500	7,040			-
TOTAL CAP. OUTLAY-REPLACEMENTS		11,147	9,535		4,850	4,850
48221	FURNITURE & FIXTURES	1,500	325			-
48271	EDP EQUIPMENT	2,048	2,865			-
48273	SOFTWARE		698			-
TOTAL CAPITAL OUTLAY-ADDITIONS		3,548	3,887			-
TOTAL CAPITAL OUTLAY		14,695	13,423		4,850	4,850
TOTAL BUILDING INSPECTION		864,211	792,605	926,428	931,157	4,729

FUND - 1000 - GENERAL FUND  
FUNCTION - 300 - PUBLIC SAFETY  
ACTIVITY - 3500 - OTHER PROTECTION  
DEPARTMENT - 350131 - ANIMAL CONTROL

ACCOUNT-----	TITLE -----	----- 2017-2018 -----		2018-2019	2019-2020	NET
		BUDGET	ACTUAL	BUDGET	PROPOSED	CHANGE
41010	SALARIES & WAGES-REG.	79,093	75,002	83,191	75,920	(7,271)
41016	UNIFORM CLEANING ALLOW.	600	600	600	600	-
41017	STAND BY PAY		48			-
41020	SALARIES & WAGES-O/T	500	2,500	2,000	2,000	-
TOTAL PERSONAL SERVICES		80,193	78,150	85,791	78,520	(7,271)
42010	FICA	6,135	5,149	6,563	6,007	(556)
42020	RETIREMENT - VRS	9,301	8,760	9,376	8,556	(820)
42050	HEALTH INSURANCE	15,291	13,540	15,290	9,580	(5,710)
42060	LIFE INSURANCE - VRS	1,036	976	1,090	995	(95)
42070	DISABILITY (VLDP)				196	196
42080	DENTAL INSURANCE	312	286	312	312	-
42110	WORKER'S COMP.	728	1,643	2,203	1,263	(940)
42190	LODA			754	870	116
TOTAL FRINGE BENEFITS		32,803	30,354	35,588	27,779	(7,809)
43100	PROFESSIONAL SERVICES	2,000	711	2,000	2,000	-
43500	PRINTING AND BINDING	500	2	500	500	-
43720	LAUNDRY & DRY CLEANING	100		100	100	-
TOTAL PURCHASED SERVICES		2,600	713	2,600	2,600	-
45350	VEHICLE & EQUIPMENT INS.			607	579	(28)
45370	PUB.OFFICIAL LIABILITY IN	843	726	660	1,081	421
45380	GENERAL LIABILITY INS.	3,281	3,136	2,783	3,957	1,174
45530	TRAINING & TRAVEL	3,271	1,264	3,271	3,271	-
45540	EDUCATION	1,000		600	600	-
45657	SPCA	350,349	350,601	287,839	298,978	11,139
45810	DUES & MEMBERSHIPS	200		400	400	-
TOTAL OTHER CHARGES		358,944	355,727	296,160	308,866	12,706
46010	OFFICE SUPPLIES	200		200	200	-
46110	UNIFORMS	2,000	869	3,000	3,000	-
46140	OTHER OPERATING SUPPLIES	500		500	500	-
TOTAL MATERIALS & SUPPLIES		2,700	869	3,700	3,700	-
TOTAL OTHER OPERATING EXPENSES		397,047	387,663	338,048	342,945	4,897
48140	BULLET PROOF VESTS			850	850	-
48151	MOTOR VEHICLES & EQUIP.	2,000	30	3,500	3,500	-
TOTAL CAP. OUTLAY-REPLACEMENTS		2,000	30	4,350	4,350	-

CITY OF HARRISONBURG, VA  
EXPENDITURE BUDGET

FUND - 1000 - GENERAL FUND  
 FUNCTION - 300 - PUBLIC SAFETY  
 ACTIVITY - 3500 - OTHER PROTECTION  
 DEPARTMENT - 350131 - ANIMAL CONTROL

ACCOUNT-----	TITLE -----	-----	2017-2018 -----	2018-2019	2019-2020	NET
		BUDGET	ACTUAL	BUDGET	PROPOSED	CHANGE
TOTAL CAPITAL OUTLAY		2,000	30	4,350	4,350	-
TOTAL ANIMAL CONTROL		479,240	465,843	428,189	425,815	(2,374)

FUND - 1000 - GENERAL FUND  
 FUNCTION - 300 - PUBLIC SAFETY  
 ACTIVITY - 3500 - OTHER PROTECTION  
 DEPARTMENT - 350532 - EMERGENCY SERVICES

ACCOUNT-----	TITLE -----	----- 2017-2018 -----	----- 2018-2019 -----	----- 2019-2020 -----	NET	
		BUDGET	ACTUAL	BUDGET	PROPOSED	CHANGE
43870	CENTRAL SHEN. EMS COUNCIL	4,000				-
TOTAL PURCHASED SERVICES		4,000				-
45350	VEHICLE & EQUIPMENT INS.	324	319	329	394	65
45370	PUB.OFFICIAL LIABILITY IN	162	139	102	258	156
45380	GENERAL LIABILITY INS.	61	60	44	106	62
45530	TRAINING & TRAVEL	50,567	27,680	700	700	-
TOTAL OTHER CHARGES		51,114	28,198	1,175	1,458	283
46010	OFFICE SUPPLIES	1,500		1,500	1,500	-
46070	REPAIR & MAINT. SUPPLIES	750		750	750	-
46120	BOOKS & SUBSCRIPTIONS	500		500	500	-
46140	OTHER OPERATING SUPPLIES	8,500	6,182	13,500	13,500	-
46145	SAFETY MATERIALS	1,000		1,000	1,000	-
46155	4-FOR-LIFE	56,014	54,928	31,232	30,895	(337)
46160	HAZ-MAT SUPPLIES	18,500	22,031	18,500	18,500	-
TOTAL MATERIALS & SUPPLIES		86,764	83,142	66,982	66,645	(337)
TOTAL OTHER OPERATING EXPENSES		141,878	111,340	68,157	68,103	(54)
48113	EQUIPMENT	180,032	96,756			-
TOTAL CAP. OUTLAY-REPLACEMENTS		180,032	96,756			-
48273	SOFTWARE	7,500	7,775	7,500	7,500	-
TOTAL CAPITAL OUTLAY-ADDITIONS		7,500	7,775	7,500	7,500	-
TOTAL CAPITAL OUTLAY		187,532	104,530	7,500	7,500	-
TOTAL EMERGENCY SERVICES		329,410	215,870	75,657	75,603	(54)

FUND - 1000 - GENERAL FUND  
 FUNCTION - 400 - PUBLIC WORKS  
 ACTIVITY - 4100 - STREET MAINTENANCE  
 DEPARTMENT - 410121 - GENERAL ENGINEERING

ACCOUNT-----	TITLE -----	-----	2017-2018 -----	2018-2019	2019-2020	NET
		BUDGET	ACTUAL	BUDGET	PROPOSED	CHANGE
41010	SALARIES & WAGES-REG.	512,869	474,715	533,042	542,806	9,764
41030	PT SALARIES & WAGES-REG		3,616			-
41050	ANNUAL LEAVE - SEPARATION				10,000	10,000
41051	SICK LEAVE - SEPARATION				6,400	6,400
TOTAL PERSONAL SERVICES		512,869	478,331	533,042	559,206	26,164
42010	FICA	38,853	33,226	40,778	42,780	2,002
42020	RETIREMENT - VRS	59,726	57,132	60,074	61,174	1,100
42050	HEALTH INSURANCE	76,531	66,716	67,114	79,488	12,374
42060	LIFE INSURANCE - VRS	6,653	6,364	6,983	7,111	128
42070	DISABILITY (VLDP)	646	528	726	1,156	430
42080	DENTAL INSURANCE	1,404	1,014	1,092	1,092	-
42110	WORKER'S COMP.	2,702	2,525	3,158	3,949	791
TOTAL FRINGE BENEFITS		186,515	167,506	179,925	196,750	16,825
43100	PROFESSIONAL SERVICES	2,000	19	2,000	2,000	-
43320	SERVICE CONTRACTS	1,100		1,100	1,100	-
43600	ADVERTISING	750	886	750	800	50
TOTAL PURCHASED SERVICES		3,850	904	3,850	3,900	50
44200	C.G. - PARTS AND LABOR	4,000	2,902	3,000	4,000	1,000
44300	CENTRAL STORES	550	295	550	500	(50)
44310	C.G. - FUEL	2,500	1,200	2,000	1,800	(200)
TOTAL INTERNAL SERVICES		7,050	4,396	5,550	6,300	750
45210	POSTAGE	960	960	960	960	-
45220	MESSENGER SVS./PACKAGES	50		50	50	-
45230	TELECOMMUNICATIONS	2,928	2,167	2,100	2,100	-
45350	VEHICLE & EQUIPMENT INS.	1,192	1,664	1,714	1,727	13
45355	INSURANCE DEDUCTIBLE	300				-
45370	PUB.OFFICIAL LIABILITY IN	1,844	1,588	1,516	1,559	43
45380	GENERAL LIABILITY INS.	699	687	656	642	(14)
45410	LEASE/RENT OF EQUIPMENT	5,420	5,847	6,476	6,140	(336)
45530	TRAINING & TRAVEL	5,000	2,150	5,600	5,355	(245)
45540	EDUCATION		411	500	500	-
45810	DUES & MEMBERSHIPS	1,661	1,666	1,555	1,575	20
TOTAL OTHER CHARGES		20,054	17,141	21,127	20,608	(519)
46010	OFFICE SUPPLIES	1,200	500	1,200	1,000	(200)
46110	UNIFORMS	1,400	701	1,600	1,700	100
46120	BOOKS & SUBSCRIPTIONS	400	37	400	300	(100)
46140	OTHER OPERATING SUPPLIES	3,000	2,642	3,000	3,000	-

CITY OF HARRISONBURG, VA  
EXPENDITURE BUDGET

FUND - 1000 - GENERAL FUND  
FUNCTION - 400 - PUBLIC WORKS  
ACTIVITY - 4100 - STREET MAINTENANCE  
DEPARTMENT - 410121 - GENERAL ENGINEERING

ACCOUNT-----	TITLE -----	----- 2017-2018 -----	----- 2018-2019 -----	----- 2019-2020 -----	NET	
		BUDGET	ACTUAL	BUDGET	PROPOSED	CHANGE
TOTAL MATERIALS & SUPPLIES		6,000	3,879	6,200	6,000	(200)
TOTAL OTHER OPERATING EXPENSES		223,469	193,827	216,652	233,558	16,906
48171 EDP EQUIPMENT		8,125	6,085	3,500	4,730	1,230
TOTAL CAP. OUTLAY-REPLACEMENTS		8,125	6,085	3,500	4,730	1,230
48221 FURNITURE & FIXTURES			190			-
48273 SOFTWARE		1,500		1,000	1,000	-
TOTAL CAPITAL OUTLAY-ADDITIONS		1,500	190	1,000	1,000	-
TOTAL CAPITAL OUTLAY		9,625	6,275	4,500	5,730	1,230
TOTAL GENERAL ENGINEERING		745,963	678,433	754,194	798,494	44,300



FUND - 1000 - GENERAL FUND  
FUNCTION - 400 - PUBLIC WORKS  
ACTIVITY - 4100 - STREET MAINTENANCE  
DEPARTMENT - 410241 - HIGHWAY & STREET MAINT.

ACCOUNT-----	TITLE -----	----- 2017-2018 -----	----- 2018-2019 -----	----- 2019-2020 -----	NET	
		BUDGET	ACTUAL	BUDGET	PROPOSED	CHANGE
41010	SALARIES & WAGES-REG.	1,992,699	1,864,775	1,991,712	1,970,630	(21,082)
41017	STAND BY PAY	7,831	5,789	7,831	7,831	-
41020	SALARIES & WAGES-O/T	29,314	25,897	21,044	21,410	366
41027	STANDBY & BLENDED - OT	4,500	3,082	4,500	4,500	-
41030	PT SALARIES & WAGES-REG	42,205	41,357	42,205	42,205	-
41040	PT SALARIES & WAGES-O/T	1,000	1,114	1,000	1,000	-
41050	ANNUAL LEAVE - SEPARATION		5,590			-
41051	SICK LEAVE - SEPARATION		1,278			-
41060	PTO - SEPARATION		413			-
TOTAL PERSONAL SERVICES		2,077,549	1,949,294	2,068,292	2,047,576	(20,716)
42010	FICA	159,086	133,841	158,225	156,640	(1,585)
42020	RETIREMENT - VRS	234,576	219,158	224,466	222,090	(2,376)
42050	HEALTH INSURANCE	369,144	338,972	359,142	382,499	23,357
42060	LIFE INSURANCE - VRS	26,131	24,413	26,091	25,815	(276)
42070	DISABILITY (VLDP)	1,739	1,517	2,231	3,512	1,281
42080	DENTAL INSURANCE	6,552	5,519	6,552	6,552	-
42110	WORKER'S COMP.	42,941	42,397	51,548	58,401	6,853
TOTAL FRINGE BENEFITS		840,169	765,816	828,255	855,509	27,254
43010	MISC. CONTRACTED SERVICES	30,480	23,080	18,000	18,000	-
43100	PROFESSIONAL SERVICES	2,500	1,142	2,500	24,500	22,000
43110	MEDICAL SERVICES	2,000	1,340	2,000	2,000	-
43140	ENGINEER.,ARCH. & MAPPING	2,500	101	2,500	2,500	-
43310	REPAIRS & MAINTENANCE	2,000	208	2,000	2,000	-
43320	SERVICE CONTRACTS	12,502	9,291	11,943	13,037	1,094
43325	TIPPING FEE-CO LANDFILL	2,000	903	2,000	2,000	-
43330	MAINT & REP.-MACH & EQUIP	38,900	22,399	10,000	10,000	-
43340	MAINT & REP.-FURN & FIX	1,500	506	1,500	1,500	-
43350	MAINT & REP.-AUTO EQUIP.	15,000		15,000	15,000	-
43360	MAINT & REP.-BLDGS & GNDS	14,000	15,877	5,000	5,000	-
43372	MAINT & REP.-BRIDGES	413,589	186,099	425,000	150,000	(275,000)
43374	MAINT & REP.-ALLOWABLE	3,346,877	2,888,818	2,250,000	2,250,000	-
43375	MAINT & REP.-NON-ALLOW.	5,000		25,000	25,000	-
43376	MAINT & REP.-TRAILS/BRIDG	20,000		20,000	20,000	-
43600	ADVERTISING	2,000		2,000	2,000	-
43710	UNIFORM MAINTENANCE CONT.	11,000	12,050	12,300	12,300	-
43720	LAUNDRY & DRY CLEANING	2,000		2,000	2,000	-
43890	STATE FEES AND PERMITS	500	25	500	500	-
43891	FEDERAL FEES	1,000		1,000	1,000	-
TOTAL PURCHASED SERVICESS		3,925,347	3,161,839	2,810,243	2,558,337	(251,906)
44200	C.G. - PARTS AND LABOR	214,000	218,492	210,000	210,000	-
44300	CENTRAL STORES		75			-
44302	C.S.-POWER.EQUIP.SUPPLIES	15,000	11,825	15,000	15,000	-

FUND - 1000 - GENERAL FUND  
 FUNCTION - 400 - PUBLIC WORKS  
 ACTIVITY - 4100 - STREET MAINTENANCE  
 DEPARTMENT - 410241 - HIGHWAY & STREET MAINT.

ACCOUNT-----	TITLE -----	-----	2017-2018 -----	-----	2018-2019	2019-2020	NET
		BUDGET	ACTUAL		BUDGET	PROPOSED	CHANGE
44310	C.G. - FUEL	80,000	79,298		80,000	82,000	2,000
TOTAL INTERNAL SERVICES		309,000	309,690		305,000	307,000	2,000
45110	ELECTRICITY	15,500	19,949		15,500	18,000	2,500
45120	HEATING	9,000	5,256		9,000	9,000	-
45130	WATER & SEWER	3,000	3,770		3,000	5,000	2,000
45210	POSTAGE	400	279		400	400	-
45220	MESSENGER SVS./PACKAGES	100			100	100	-
45230	TELECOMMUNICATIONS	25,500	22,359		25,250	25,175	(75)
45310	BOILER & MACHINERY INS.	158	144		147	149	2
45340	PROPERTY INSURANCE	2,188	2,163		2,206	2,557	351
45350	VEHICLE & EQUIPMENT INS.	31,057	29,139		29,381	31,924	2,543
45355	INSURANCE DEDUCTIBLE	500	75				-
45360	SURETY BONDS	12	12		12	13	1
45370	PUB.OFFICIAL LIABILITY IN	8,719	7,506		7,690	8,093	403
45380	GENERAL LIABILITY INS.	3,305	3,247		3,330	3,332	2
45394	RETIREE H'CARE BENEFIT	10,320	11,920		14,640	16,820	2,180
45410	LEASE/RENT OF EQUIPMENT	32,000	52,962		32,000	30,000	(2,000)
45530	TRAINING & TRAVEL	13,330	12,156		15,900	16,612	712
45540	EDUCATION	2,500	2,000		2,500	2,500	-
45675	TRANSPORTATION SAFETY	3,000	2,500		3,000	3,000	-
45810	DUES & MEMBERSHIPS	960	681		960	960	-
TOTAL OTHER CHARGES		161,549	176,118		165,016	173,635	8,619
46010	OFFICE SUPPLIES	2,500	2,445		2,500	2,500	-
46070	REPAIR & MAINT. SUPPLIES	8,500	8,036		8,500	8,500	-
46080	POWERED EQUIPMENT FUELS	1,000	464		1,000	1,000	-
46120	BOOKS & SUBSCRIPTIONS	500	70		500	500	-
46140	OTHER OPERATING SUPPLIES	2,500	2,360		2,500	2,500	-
46170	EMS/MEDICAL SUPPLIES	500	952		500	500	-
TOTAL MATERIALS & SUPPLIES		15,500	14,327		15,500	15,500	-
TOTAL OTHER OPERATING EXPENSES		5,251,565	4,427,789		4,124,014	3,909,981	(214,033)
48106	SIDEWALKS	222,900	64,737		187,500	192,800	5,300
48111	MACHINERY & EQUIPMENT	52,600	32,300			110,000	110,000
48121	FURNITURE & FIXTURES	5,700	5,641		2,500	2,500	-
48130	COMMUNICATIONS EQUIPMENT	2,000			1,000		(1,000)
48151	MOTOR VEHICLES & EQUIP.	134,067	153,122		175,000	210,000	35,000
48173	SOFTWARE	18,027	16,102				-
48181	BUILDINGS & GROUNDS	35,000	31,882				-
TOTAL CAP. OUTLAY-REPLACEMENTS		470,295	303,785		366,000	515,300	149,300

CITY OF HARRISONBURG, VA  
EXPENDITURE BUDGET

FUND - 1000 - GENERAL FUND  
 FUNCTION - 400 - PUBLIC WORKS  
 ACTIVITY - 4100 - STREET MAINTENANCE  
 DEPARTMENT - 410241 - HIGHWAY & STREET MAINT.

ACCOUNT-----	TITLE -----	----- 2017-2018 -----		2018-2019	2019-2020	NET CHANGE
		BUDGET	ACTUAL	BUDGET	PROPOSED	
48272	HARDWARE	5,300	5,042	3,000	8,000	5,000
TOTAL CAPITAL OUTLAY-ADDITIONS		5,300	5,042	3,000	8,000	5,000
TOTAL CAPITAL OUTLAY		475,595	308,827	369,000	523,300	154,300
TOTAL HIGHWAY & STREET MAINT.		7,804,709	6,685,910	6,561,306	6,480,857	(80,449)

FUND - 1000 - GENERAL FUND  
 FUNCTION - 400 - PUBLIC WORKS  
 ACTIVITY - 4100 - STREET MAINTENANCE  
 DEPARTMENT - 410441 - STREET LIGHTS

ACCOUNT-----	TITLE -----	-----	2017-2018 -----		2018-2019	2019-2020	NET
		BUDGET	ACTUAL		BUDGET	PROPOSED	CHANGE
45110	ELECTRICITY		81				-
45111	STREET LIGHTS	324,000	321,996		309,358	322,200	12,842
45112	ARTERIAL STREET LIGHTS	233,000	231,027		221,538	235,000	13,462
45370	PUB.OFFICIAL LIABILITY IN	1,446	1,245		1,224	1,287	63
45380	GENERAL LIABILITY INS.	548	538		530	530	-
TOTAL OTHER CHARGES		558,994	554,886		532,650	559,017	26,367
TOTAL OTHER OPERATING EXPENSES		558,994	554,886		532,650	559,017	26,367
TOTAL STREET LIGHTS		558,994	554,886		532,650	559,017	26,367

FUND - 1000 - GENERAL FUND  
 FUNCTION - 400 - PUBLIC WORKS  
 ACTIVITY - 4100 - STREET MAINTENANCE  
 DEPARTMENT - 410541 - SNOW & ICE REMOVAL

ACCOUNT-----	TITLE -----	----- 2017-2018 -----	----- 2018-2019 -----	----- 2019-2020 -----	NET	
		BUDGET	ACTUAL	BUDGET	PROPOSED	CHANGE
41020	SALARIES & WAGES-O/T	50,000	49,284	50,000	50,000	-
TOTAL PERSONAL SERVICES		50,000	49,284	50,000	50,000	-
42010	FICA	3,825	3,450	3,825	3,825	-
42110	WORKER'S COMP.	272	726	795	1,448	653
TOTAL FRINGE BENEFITS		4,097	4,176	4,620	5,273	653
43320	SERVICE CONTRACTS	67,400	54,692	67,400	67,400	-
43330	MAINT & REP.-MACH & EQUIP	9,000	853	9,000	9,000	-
43360	MAINT & REP.-BLDGS & GNDS	6,500	2,995	6,500	6,500	-
43374	MAINT & REP.-ALLOWABLE	2,000		2,000	2,000	-
43375	MAINT & REP.-NON-ALLOW.	2,000		2,000	2,000	-
TOTAL PURCHASED SERVICES		86,900	58,539	86,900	86,900	-
44200	C.G. - PARTS AND LABOR	55,000	24,323	55,000	60,000	5,000
44302	C.S.-POWER.EQUIP.SUPPLIES	12,000	2,870	12,000	12,000	-
44310	C.G. - FUEL	1,500	994	1,500	1,500	-
TOTAL INTERNAL SERVICES		68,500	28,188	68,500	73,500	5,000
45110	ELECTRICITY	4,000	6,411	4,000	4,000	-
45120	HEATING	2,000	1,753	2,000	2,000	-
45230	TELECOMMUNICATIONS	800	489	800		(800)
45350	VEHICLE & EQUIPMENT INS.	407	370	380	370	(10)
45370	PUB.OFFICIAL LIABILITY IN	1,262	1,086	459	651	192
45380	GENERAL LIABILITY INS.	478	470	199	268	69
TOTAL OTHER CHARGES		8,947	10,578	7,838	7,289	(549)
46070	REPAIR & MAINT. SUPPLIES	35,500	128,562	30,000	30,000	-
46140	OTHER OPERATING SUPPLIES	3,500	1,390	4,000	4,000	-
TOTAL MATERIALS & SUPPLIES		39,000	129,953	34,000	34,000	-
TOTAL OTHER OPERATING EXPENSES		207,444	231,434	201,858	206,962	5,104
48111	MACHINERY & EQUIPMENT	35,000	8,805	30,000	30,000	-
48181	BUILDINGS & GROUNDS			3,000	50,000	47,000
TOTAL CAP. OUTLAY-REPLACEMENTS		35,000	8,805	33,000	80,000	47,000
TOTAL CAPITAL OUTLAY		35,000	8,805	33,000	80,000	47,000

CITY OF HARRISONBURG, VA  
EXPENDITURE BUDGET

FUND - 1000 - GENERAL FUND  
 FUNCTION - 400 - PUBLIC WORKS  
 ACTIVITY - 4100 - STREET MAINTENANCE  
 DEPARTMENT - 410541 - SNOW & ICE REMOVAL

ACCOUNT-----	TITLE -----	-----	2017-2018 -----	2018-2019	2019-2020	NET
		BUDGET	ACTUAL	BUDGET	PROPOSED	CHANGE
TOTAL SNOW & ICE REMOVAL		292,444	289,523	284,858	336,962	52,104

FUND - 1000 - GENERAL FUND  
FUNCTION - 400 - PUBLIC WORKS  
ACTIVITY - 4100 - STREET MAINTENANCE  
DEPARTMENT - 410741 - TRAFFIC ENGINEERING

ACCOUNT-----	TITLE -----	-----	2017-2018 -----	2018-2019	2019-2020	NET
		BUDGET	ACTUAL	BUDGET	PROPOSED	CHANGE
41010	SALARIES & WAGES-REG.	528,304	475,462	540,616	569,722	29,106
41017	STAND BY PAY	7,831	7,472	7,831	7,831	-
41020	SALARIES & WAGES-O/T	21,248	10,988	19,909	20,199	290
41027	STANDBY & BLENDED - OT	3,000	5,685	3,000	3,000	-
41030	PT SALARIES & WAGES-REG	9,149		9,149	9,149	-
41060	PTO - SEPARATION		1,222			-
TOTAL PERSONAL SERVICES		569,532	500,828	580,505	609,901	29,396
42010	FICA	43,569	34,178	44,409	46,658	2,249
42020	RETIREMENT - VRS	62,128	55,614	60,927	64,208	3,281
42050	HEALTH INSURANCE	93,144	95,943	112,456	96,046	(16,410)
42060	LIFE INSURANCE - VRS	6,921	6,195	7,082	7,463	381
42070	DISABILITY (VLDP)	697	666	759	1,113	354
42080	DENTAL INSURANCE	1,872	1,248	1,872	1,872	-
42110	WORKER'S COMP.	12,707	11,903	15,815	17,545	1,730
TOTAL FRINGE BENEFITS		221,038	205,747	243,320	234,905	(8,415)
43010	MISC. CONTRACTED SERVICES	49,000	5,291	49,000	49,000	-
43100	PROFESSIONAL SERVICES	75,000	63,882	15,000	169,725	154,725
43110	MEDICAL SERVICES	1,000	155	1,000	1,000	-
43320	SERVICE CONTRACTS	6,660	5,021	6,610	7,189	579
43330	MAINT & REP.-MACH & EQUIP	4,000	1,015	4,000	4,000	-
43350	MAINT & REP.-AUTO EQUIP.	3,000	900	3,000	3,000	-
43360	MAINT & REP.-BLDGS & GNDS	1,000	4,108	1,000	1,000	-
43374	MAINT & REP.-ALLOWABLE	2,500	868	2,500	2,500	-
43375	MAINT & REP.-NON-ALLOW.	7,500		7,500	7,500	-
43600	ADVERTISING	250		250	250	-
43710	UNIFORM MAINTENANCE CONT.	3,900	3,072	3,900	3,900	-
TOTAL PURCHASED SERVICES		153,810	84,312	93,760	249,064	155,304
44200	C.G. - PARTS AND LABOR	25,000	46,368	27,000	27,000	-
44302	C.S.-POWER.EQUIP.SUPPLIES	8,800	2,683	8,800	8,800	-
44310	C.G. - FUEL	18,000	18,063	18,000	20,000	2,000
TOTAL INTERNAL SERVICES		51,800	67,115	53,800	55,800	2,000
45110	ELECTRICITY	34,000	37,305	34,000	36,000	2,000
45120	HEATING	3,000	1,745	3,000	3,000	-
45210	POSTAGE	200	219	200	200	-
45220	MESSENGER SVS./PACKAGES	150		150	150	-
45230	TELECOMMUNICATIONS	8,000	6,093	3,440	5,160	1,720
45340	PROPERTY INSURANCE	187	188	192	216	24
45350	VEHICLE & EQUIPMENT INS.	8,578	8,364	7,897	10,018	2,121
45370	PUB.OFFICIAL LIABILITY IN	2,883	2,482	2,576	2,782	206
45380	GENERAL LIABILITY INS.	1,093	1,074	1,115	1,145	30

FUND - 1000 - GENERAL FUND  
 FUNCTION - 400 - PUBLIC WORKS  
 ACTIVITY - 4100 - STREET MAINTENANCE  
 DEPARTMENT - 410741 - TRAFFIC ENGINEERING

ACCOUNT-----	TITLE -----	----- 2017-2018 -----		2018-2019	2019-2020	NET CHANGE
		BUDGET	ACTUAL	BUDGET	PROPOSED	
45410	LEASE/RENT OF EQUIPMENT	500	162	500	500	-
45530	TRAINING & TRAVEL	3,500	5,924	3,500	3,600	100
45540	EDUCATION	2,500	3,011	2,500	2,500	-
45810	DUES & MEMBERSHIPS	1,200		1,200	1,200	-
45850	FREIGHT & DRAYAGE	200	138	200	200	-
TOTAL OTHER CHARGES		65,991	66,706	60,470	66,671	6,201
46010	OFFICE SUPPLIES	500	784	500	500	-
46070	REPAIR & MAINT. SUPPLIES	194,000	271,182	194,000	194,000	-
46080	POWERED EQUIPMENT FUELS	1,000	45	1,000	1,000	-
46140	OTHER OPERATING SUPPLIES	3,000	2,385	3,000	3,000	-
TOTAL MATERIALS & SUPPLIES		198,500	274,396	198,500	198,500	-
TOTAL OTHER OPERATING EXPENSES		691,139	698,276	649,850	804,940	155,090
48111	MACHINERY & EQUIPMENT	507,653	111,863	89,250	834,000	744,750
48151	MOTOR VEHICLES & EQUIP.			380,000		(380,000)
TOTAL CAP. OUTLAY-REPLACEMENTS		507,653	111,863	469,250	834,000	364,750
48272	HARDWARE	5,000	4,576	3,300	3,500	200
48273	SOFTWARE	27,984	29,241			-
TOTAL CAPITAL OUTLAY-ADDITIONS		32,984	33,817	3,300	3,500	200
TOTAL CAPITAL OUTLAY		540,637	145,680	472,550	837,500	364,950
TOTAL TRAFFIC ENGINEERING		1,801,308	1,344,784	1,702,905	2,252,341	549,436



FUND - 1000 - GENERAL FUND  
 FUNCTION - 400 - PUBLIC WORKS  
 ACTIVITY - 4100 - STREET MAINTENANCE  
 DEPARTMENT - 410841 - HIWAY/ST. BEAUTIFICATION

ACCOUNT-----	TITLE -----	----- 2017-2018 -----	----- 2018-2019 -----	----- 2019-2020 -----	NET
		BUDGET	ACTUAL	PROPOSED	CHANGE
41010	SALARIES & WAGES-REG.	135,272	130,043	135,450	6,847
41017	STAND BY PAY		477	1,355	-
41020	SALARIES & WAGES-O/T	1,913	2,965	1,906	146
41027	STANDBY & BLENDED - OT		420	1,000	-
41030	PT SALARIES & WAGES-REG	18,400	4,856		-
TOTAL PERSONAL SERVICES		155,585	138,761	139,711	6,993
42010	FICA	11,902	9,110	10,689	534
42020	RETIREMENT - VRS	15,908	15,228	15,265	772
42050	HEALTH INSURANCE	26,563	34,315	34,314	-
42060	LIFE INSURANCE - VRS	1,772	1,696	1,774	90
42070	DISABILITY (VLDP)	394	369	381	37
42080	DENTAL INSURANCE	624	468	624	-
42110	WORKER'S COMP.	3,272	3,398	5,026	1,024
TOTAL FRINGE BENEFITS		60,435	64,585	68,073	2,457
43010	MISC. CONTRACTED SERVICES	25,000	22,501	25,000	-
43100	PROFESSIONAL SERVICES	1,000		1,000	-
43110	MEDICAL SERVICES	250		250	-
43320	SERVICE CONTRACTS	11,545	5,517	6,095	193
43330	MAINT & REP.-MACH & EQUIP	2,500	948	2,500	-
43350	MAINT & REP.-AUTO EQUIP.	1,500		1,500	-
43374	MAINT & REP.-ALLOWABLE	5,500		5,500	-
43710	UNIFORM MAINTENANCE CONT.	1,200	1,179	1,500	-
TOTAL PURCHASED SERVICES		48,495	30,145	43,345	193
44200	C.G. - PARTS AND LABOR	30,000	26,073	20,000	8,000
44302	C.S.-POWER.EQUIP.SUPPLIES	5,500	5,569	5,500	-
44310	C.G. - FUEL	11,000	11,599	11,000	3,000
TOTAL INTERNAL SERVICES		46,500	43,241	36,500	11,000
45230	TELECOMMUNICATIONS	1,500	1,495	1,260	-
45350	VEHICLE & EQUIPMENT INS.	2,660	2,398	2,113	143
45370	PUB.OFFICIAL LIABILITY IN	602	518	614	67
45380	GENERAL LIABILITY INS.	228	224	266	14
45410	LEASE/RENT OF EQUIPMENT	1,000	2,000	1,000	-
45530	TRAINING & TRAVEL	600	828	660	-
45540	EDUCATION	500		500	-
45860	LITTER CONTROL	2,000	955	2,000	-
TOTAL OTHER CHARGES		9,090	8,419	8,413	224
46010	OFFICE SUPPLIES	400	153	400	-
46070	REPAIR & MAINT. SUPPLIES	8,000	7,278	8,000	(5,500)

CITY OF HARRISONBURG, VA  
EXPENDITURE BUDGET

FUND - 1000 - GENERAL FUND  
 FUNCTION - 400 - PUBLIC WORKS  
 ACTIVITY - 4100 - STREET MAINTENANCE  
 DEPARTMENT - 410841 - HIWAY/ST. BEAUTIFICATION

ACCOUNT-----	TITLE -----	----- 2017-2018 -----	----- 2018-2019 -----	----- 2019-2020 -----	NET	
		BUDGET	ACTUAL	BUDGET	PROPOSED	CHANGE
46080	POWERED EQUIPMENT FUELS	200		200	200	-
46140	OTHER OPERATING SUPPLIES	1,500	1,058	1,500	1,500	-
TOTAL MATERIALS & SUPPLIES		10,100	8,489	10,100	4,600	(5,500)
TOTAL OTHER OPERATING EXPENSES		174,620	154,878	166,431	174,805	8,374
48111	MACHINERY & EQUIPMENT			10,000		(10,000)
TOTAL CAP. OUTLAY-REPLACEMENTS				10,000		(10,000)
48272	HARDWARE	1,700	1,345	1,000	4,000	3,000
TOTAL CAPITAL OUTLAY-ADDITIONS		1,700	1,345	1,000	4,000	3,000
TOTAL CAPITAL OUTLAY		1,700	1,345	11,000	4,000	(7,000)
TOTAL HIWAY/ST. BEAUTIFICATION		331,905	294,984	317,142	325,509	8,367

FUND - 1000 - GENERAL FUND  
 FUNCTION - 400 - PUBLIC WORKS  
 ACTIVITY - 4100 - STREET MAINTENANCE  
 DEPARTMENT - 410941 - DOWNTOWN PARKING MAINT

ACCOUNT-----	TITLE -----	----- 2017-2018 -----	2018-2019	2019-2020	NET
		BUDGET	ACTUAL	PROPOSED	CHANGE
41010	SALARIES & WAGES-REG.		37,630	37,627	(3)
41020	SALARIES & WAGES-O/T		530	543	13
TOTAL PERSONAL SERVICES			38,160	38,170	10
42010	FICA		2,920	2,920	-
42020	RETIREMENT - VRS		4,240	4,241	1
42050	HEALTH INSURANCE		14,762	14,762	-
42060	LIFE INSURANCE - VRS		493	493	-
42080	DENTAL INSURANCE		156	156	-
42110	WORKER'S COMP.		1,813	2,140	327
TOTAL FRINGE BENEFITS			24,384	24,712	328
43010	MISC. CONTRACTED SERVICES		5,000	1,000	(4,000)
43110	MEDICAL SERVICES		100	100	-
43330	MAINT & REP.-MACH & EQUIP		500	500	-
43360	MAINT & REP.-BLDGS & GNDS		1,500	1,500	-
43600	ADVERTISING		150	150	-
43710	UNIFORM MAINTENANCE CONT.		500	300	(200)
TOTAL PURCHASED SERVICES			7,750	3,550	(4,200)
44200	C.G. - PARTS AND LABOR		2,000	2,000	-
44300	CENTRAL STORES		200	200	-
44302	C.S.-POWER.EQUIP.SUPPLIES		6,500	6,500	-
44310	C.G. - FUEL		1,400	1,500	100
TOTAL INTERNAL SERVICES			10,100	10,200	100
45110	ELECTRICITY		30,000	32,000	2,000
45130	WATER & SEWER		300	550	250
45210	POSTAGE		50	50	-
45230	TELECOMMUNICATIONS		300	300	-
45340	PROPERTY INSURANCE		9,044	10,854	1,810
45350	VEHICLE & EQUIPMENT INS.		176	116	(60)
45370	PUB.OFFICIAL LIABILITY IN		295		(295)
45380	GENERAL LIABILITY INS.		129		(129)
45400	LEASES & RENTALS		3,000		(3,000)
45530	TRAINING & TRAVEL		300	300	-
TOTAL OTHER CHARGES			43,594	44,170	576
46010	OFFICE SUPPLIES		1,000	1,000	-
46070	REPAIR & MAINT. SUPPLIES		2,500	2,500	-
46140	OTHER OPERATING SUPPLIES		200	200	-
TOTAL MATERIALS & SUPPLIES			3,700	3,700	-

CITY OF HARRISONBURG, VA  
EXPENDITURE BUDGET

FUND - 1000 - GENERAL FUND  
 FUNCTION - 400 - PUBLIC WORKS  
 ACTIVITY - 4100 - STREET MAINTENANCE  
 DEPARTMENT - 410941 - DOWNTOWN PARKING MAINT

ACCOUNT-----	TITLE -----	-----	2017-2018 -----	2018-2019	2019-2020	NET
		BUDGET	ACTUAL	BUDGET	PROPOSED	CHANGE
TOTAL OTHER OPERATING EXPENSES				89,528	86,332	(3,196)
48211	MACHINERY & EQUIPMENT			2,000	60,000	58,000
TOTAL CAPITAL OUTLAY-ADDITIONS				2,000	60,000	58,000
TOTAL CAPITAL OUTLAY				2,000	60,000	58,000
TOTAL DOWNTOWN PARKING MAINT				129,688	184,502	54,814

FUND - 1000 - GENERAL FUND  
 FUNCTION - 400 - PUBLIC WORKS  
 ACTIVITY - 4200 - SANITATION-WASTE REMOVAL  
 DEPARTMENT - 420241 - STREET & ROAD CLEANING

ACCOUNT-----	TITLE -----	-----	2017-2018 -----	-----	2018-2019	2019-2020	NET
		BUDGET	ACTUAL		BUDGET	PROPOSED	CHANGE
41010	SALARIES & WAGES-REG.	238,192	231,146		236,748	238,896	2,148
41017	STAND BY PAY	1,355	1,163		1,355	1,355	-
41020	SALARIES & WAGES-O/T	3,368	2,140		3,331	3,446	115
41027	STANDBY & BLENDED - OT	1,000	1,249		2,000	2,000	-
41050	ANNUAL LEAVE - SEPARATION		4,003				-
41051	SICK LEAVE - SEPARATION		3,545				-
TOTAL PERSONAL SERVICES		243,915	243,246		243,434	245,697	2,263
42010	FICA	18,660	16,961		18,623	18,796	173
42020	RETIREMENT - VRS	28,011	26,823		26,682	26,924	242
42050	HEALTH INSURANCE	41,878	36,533		36,168	36,168	-
42060	LIFE INSURANCE - VRS	3,120	2,988		3,102	3,130	28
42070	DISABILITY (VLDP)	186	327		396	406	10
42080	DENTAL INSURANCE	936	598		936	936	-
42110	WORKER'S COMP.	9,746	9,034		12,252	11,849	(403)
TOTAL FRINGE BENEFITS		102,537	93,263		98,159	98,209	50
43100	PROFESSIONAL SERVICES		19				-
43110	MEDICAL SERVICES	500	190		500	500	-
43320	SERVICE CONTRACTS	5,785	2,862		6,146	6,339	193
43330	MAINT & REP.-MACH & EQUIP	1,500	1,946		1,500	1,500	-
43350	MAINT & REP.-AUTO EQUIP.	500			500	500	-
43360	MAINT & REP.-BLDGS & GNDS	1,000	150		1,000	1,000	-
43374	MAINT & REP.-ALLOWABLE	3,000			3,000	3,000	-
43375	MAINT & REP.-NON-ALLOW.	500			500	500	-
43600	ADVERTISING	1,000	495		1,000	1,000	-
43710	UNIFORM MAINTENANCE CONT.	1,800	1,469		2,000	1,800	(200)
TOTAL PURCHASED SERVICES		15,585	7,131		16,146	16,139	(7)
44200	C.G. - PARTS AND LABOR	28,000	23,409		25,000	35,000	10,000
44302	C.S.-POWER.EQUIP.SUPPLIES	12,000	13,454		12,000	12,000	-
44310	C.G. - FUEL	6,000	2,944		5,000	5,000	-
TOTAL INTERNAL SERVICES		46,000	39,806		42,000	52,000	10,000
45120	HEATING	2,500	3,150		2,500	2,500	-
45130	WATER & SEWER	1,000	1,665		1,000	1,800	800
45230	TELECOMMUNICATIONS	800	2,370				-
45350	VEHICLE & EQUIPMENT INS.	1,621	1,472		690	706	16
45370	PUB.OFFICIAL LIABILITY IN	951	819		899	924	25
45380	GENERAL LIABILITY INS.	361	354		389	380	(9)
45410	LEASE/RENT OF EQUIPMENT	1,500	1,369		1,500	1,500	-
45530	TRAINING & TRAVEL	600	566		660	660	-
45540	EDUCATION	500			500	500	-

CITY OF HARRISONBURG, VA  
EXPENDITURE BUDGET

FUND - 1000 - GENERAL FUND  
 FUNCTION - 400 - PUBLIC WORKS  
 ACTIVITY - 4200 - SANITATION-WASTE REMOVAL  
 DEPARTMENT - 420241 - STREET & ROAD CLEANING

ACCOUNT-----	TITLE -----	----- 2017-2018 -----	----- 2018-2019 -----	----- 2019-2020 -----	NET	
		BUDGET	ACTUAL	BUDGET	PROPOSED	CHANGE
TOTAL OTHER CHARGES		9,833	11,765	8,138	8,970	832
46010	OFFICE SUPPLIES	250	132	250	250	-
46070	REPAIR & MAINT. SUPPLIES	2,000	1,728	2,000	2,000	-
46080	POWERED EQUIPMENT FUELS	300		300	300	-
46140	OTHER OPERATING SUPPLIES	2,500	1,236	2,500	2,500	-
TOTAL MATERIALS & SUPPLIES		5,050	3,097	5,050	5,050	-
TOTAL OTHER OPERATING EXPENSES		179,005	155,061	169,493	180,368	10,875
48173	SOFTWARE	1,400	781			-
TOTAL CAP. OUTLAY-REPLACEMENTS		1,400	781			-
48272	HARDWARE		769		1,000	1,000
TOTAL CAPITAL OUTLAY-ADDITIONS			769		1,000	1,000
TOTAL CAPITAL OUTLAY		1,400	1,550		1,000	1,000
TOTAL STREET & ROAD CLEANING		424,320	399,857	412,927	427,065	14,138

FUND - 1000 - GENERAL FUND  
 FUNCTION - 400 - PUBLIC WORKS  
 ACTIVITY - 4300 - MAINT. OF GENERAL BLDGS.  
 DEPARTMENT - 430221 - GENERAL PROPERTIES

ACCOUNT-----	TITLE -----	----- 2017-2018 -----		2018-2019	2019-2020	NET
		BUDGET	ACTUAL	BUDGET	PROPOSED	CHANGE
41010	SALARIES & WAGES-REG.	59,418	59,343	60,496	60,289	(207)
41030	PT SALARIES & WAGES-REG	34,276	30,140	34,962	35,834	872
TOTAL PERSONAL SERVICES		93,694	89,482	95,458	96,123	665
42010	FICA	7,167	6,623	7,304	7,353	49
42020	RETIREMENT - VRS	6,988	6,990	6,818	6,795	(23)
42050	HEALTH INSURANCE	3,905	3,904	3,505	8,295	4,790
42060	LIFE INSURANCE - VRS	779	779	793	790	(3)
42070	DISABILITY (VLDP)	341	351	349	356	7
42080	DENTAL INSURANCE	247	91	234	234	-
42110	WORKER'S COMP.	1,614	1,310	1,605	1,640	35
TOTAL FRINGE BENEFITS		21,041	20,047	20,608	25,463	4,855
43100	PROFESSIONAL SERVICES	3,000		3,000	3,000	-
43320	SERVICE CONTRACTS	32,000	18,080	34,000	30,000	(4,000)
43330	MAINT & REP.-MACH & EQUIP	10,000	490	5,000	5,000	-
43360	MAINT & REP.-BLDGS & GNDS	14,149	15,590	10,000	10,000	-
43362	MAINT & REP.-409 S. MAIN	8,000	2,322	8,000	10,000	2,000
43364	MAINT & REP.-212 S. MAIN		46			-
43700	CONTRACTED SERVICES		72			-
43890	STATE FEES AND PERMITS	80	20	80	80	-
TOTAL PURCHASED SERVICES		67,229	36,620	60,080	58,080	(2,000)
44300	CENTRAL STORES	5,000	5,177	5,000	5,200	200
44310	C.G. - FUEL		510			-
TOTAL INTERNAL SERVICES		5,000	5,687	5,000	5,200	200
45110	ELECTRICITY	13,000	10,397	20,000	15,000	(5,000)
45114	ELECTRICITY-409 S. MAIN	54,000	59,157	58,000	58,000	-
45120	HEATING	8,000	4,797	8,000	8,000	-
45122	HEATING-409 S. MAIN	10,000				-
45130	WATER & SEWER	7,500	5,698	7,500	6,500	(1,000)
45210	POSTAGE	100		100	100	-
45230	TELECOMMUNICATIONS	5,064	6,224	6,700	3,250	(3,450)
45310	BOILER & MACHINERY INS.	3,601	3,284	3,357	3,233	(124)
45340	PROPERTY INSURANCE	11,479	10,649	10,862	11,263	401
45370	PUB.OFFICIAL LIABILITY IN	597	514	624	591	(33)
45380	GENERAL LIABILITY INS.	226	223	270	243	(27)
45530	TRAINING & TRAVEL	2,135		1,635	1,795	160
45810	DUES & MEMBERSHIPS		102		250	250
TOTAL OTHER CHARGES		115,702	101,046	117,048	108,225	(8,823)
46070	REPAIR & MAINT. SUPPLIES	200	1,642	200	200	-

FUND - 1000 - GENERAL FUND  
 FUNCTION - 400 - PUBLIC WORKS  
 ACTIVITY - 4300 - MAINT. OF GENERAL BLDGS.  
 DEPARTMENT - 430221 - GENERAL PROPERTIES

ACCOUNT-----	TITLE -----	----- 2017-2018 -----		2018-2019	2019-2020	NET CHANGE
		BUDGET	ACTUAL	BUDGET	PROPOSED	
46110	UNIFORMS	285	144	285	300	15
46140	OTHER OPERATING SUPPLIES	1,500	44	1,500		(1,500)
TOTAL MATERIALS & SUPPLIES		1,985	1,830	1,985	500	(1,485)
TOTAL OTHER OPERATING EXPENSES		210,957	165,230	204,721	197,468	(7,253)
48121	FURNITURE & FIXTURES		3,187			-
48181	BUILDINGS & GROUNDS				11,500	11,500
TOTAL CAP. OUTLAY-REPLACEMENTS			3,187		11,500	11,500
48211	MACHINERY & EQUIPMENT	14,485				-
48220	FURNITURES & FIXTURES			6,000	8,000	2,000
48237	RAWLEY SPRINGS PROPERTY	10,000	2,925	10,000	2,500	(7,500)
48271	EDP EQUIPMENT		393			-
TOTAL CAPITAL OUTLAY-ADDITIONS		24,485	3,318	16,000	10,500	(5,500)
TOTAL CAPITAL OUTLAY		24,485	6,505	16,000	22,000	6,000
TOTAL GENERAL PROPERTIES		329,136	261,217	316,179	315,591	(588)



CITY OF HARRISONBURG, VA  
EXPENDITURE BUDGET

FUND - 1000 - GENERAL FUND  
 FUNCTION - 500 - HEALTH & WELFARE  
 ACTIVITY - 5100 - HEALTH  
 DEPARTMENT - 510111 - LOCAL HEALTH DEPT.

ACCOUNT-----	TITLE -----	----- 2017-2018 -----		2018-2019	2019-2020	NET CHANGE
		BUDGET	ACTUAL	BUDGET	PROPOSED	
45610	STATE HEALTH DEPARTMENT	424,712	424,712	453,023	486,929	33,906
TOTAL OTHER CHARGES		424,712	424,712	453,023	486,929	33,906
TOTAL OTHER OPERATING EXPENSES		424,712	424,712	453,023	486,929	33,906
TOTAL LOCAL HEALTH DEPT.		424,712	424,712	453,023	486,929	33,906

CITY OF HARRISONBURG, VA  
EXPENDITURE BUDGET

FUND - 1000 - GENERAL FUND  
FUNCTION - 500 - HEALTH & WELFARE  
ACTIVITY - 5200 - MENTAL HEALTH & RETARD.  
DEPARTMENT - 520511 - COMM. SERVICES BOARD

ACCOUNT-----	TITLE -----	-----	2017-2018 -----	-----	2018-2019	2019-2020	NET
		BUDGET	ACTUAL		BUDGET	PROPOSED	CHANGE
45620	CSB-OPERATING	857,673	795,098		830,773	875,773	45,000
45622	CSB-DEBT SERVICE				125,000	250,000	125,000
TOTAL OTHER CHARGES		857,673	795,098		955,773	1,125,773	170,000
TOTAL OTHER OPERATING EXPENSES		857,673	795,098		955,773	1,125,773	170,000
TOTAL COMM. SERVICES BOARD		857,673	795,098		955,773	1,125,773	170,000

CITY OF HARRISONBURG, VA  
EXPENDITURE BUDGET

FUND - 1000 - GENERAL FUND  
 FUNCTION - 500 - HEALTH & WELFARE  
 ACTIVITY - 5300 - WELFARE/SOCIAL SERVICES  
 DEPARTMENT - 530611 - TAX RELF ELDRLY/DSAB VETS

ACCOUNT-----	TITLE -----	----- 2017-2018 -----		2018-2019	2019-2020	NET CHANGE
		BUDGET	ACTUAL	BUDGET	PROPOSED	
45740	TAX RELIEF FOR THE ELDER.	95,000	93,666	100,000	100,000	-
45742	TAX RELIEF FOR DISAB VETS	25,000	24,921	25,000	25,000	-
TOTAL OTHER CHARGES		120,000	118,587	125,000	125,000	-
TOTAL OTHER OPERATING EXPENSES		120,000	118,587	125,000	125,000	-
TOTAL TAX RELF ELDRLY/DSAB VETS		120,000	118,587	125,000	125,000	-

FUND - 1000 - GENERAL FUND  
 FUNCTION - 700 - PARKS, REC. & CULTURAL  
 ACTIVITY - 7100 - PARKS & RECREATION  
 DEPARTMENT - 710171 - P & R ADMINISTRATION

ACCOUNT-----	TITLE -----	----- 2017-2018 -----	----- 2018-2019 -----	----- 2019-2020 -----	NET	
		BUDGET	ACTUAL	BUDGET	PROPOSED	CHANGE
41010	SALARIES & WAGES-REG.	491,676	484,297	436,314	480,210	43,896
41020	SALARIES & WAGES-O/T	1,600	854			-
41030	PT SALARIES & WAGES-REG	39,086	37,681	41,838	33,053	(8,785)
41040	PT SALARIES & WAGES-O/T		54			-
41050	ANNUAL LEAVE - SEPARATION		15,501	10,000		(10,000)
41051	SICK LEAVE - SEPARATION		14,894	10,000		(10,000)
TOTAL PERSONAL SERVICES		532,362	553,281	498,152	513,263	15,111
42010	FICA	45,163	39,498	38,110	39,265	1,155
42020	RETIREMENT - VRS	64,289	56,610	49,172	54,120	4,948
42050	HEALTH INSURANCE	68,958	56,902	53,834	59,544	5,710
42060	LIFE INSURANCE - VRS	7,162	6,306	5,715	6,291	576
42070	DISABILITY (VLDP)	1,293	966	1,410	1,249	(161)
42080	DENTAL INSURANCE	1,560	1,079	1,248	1,404	156
42110	WORKER'S COMP.	7,860	6,804	10,222	8,430	(1,792)
TOTAL FRINGE BENEFITS		196,285	168,165	159,711	170,303	10,592
43100	PROFESSIONAL SERVICES	7,000	4,006	25,215	215	(25,000)
43110	MEDICAL SERVICES	4,500	2,160	200	520	320
43165	CREDIT CARD SERVICE FEES	11,500	13,092	13,000	13,000	-
43320	SERVICE CONTRACTS	16,950	13,162	18,420	20,452	2,032
43330	MAINT & REP.-MACH & EQUIP	4,500	495	300		(300)
43360	MAINT & REP.-BLDGS & GNDS	5,000	11,757	1,000	500	(500)
43600	ADVERTISING	33,000	30,793	39,250	40,200	950
43700	CONTRACTED SERVICES	49,000	46,049	31,000	28,500	(2,500)
43860	ROCKINGHAM COUNTY	850	850	850	850	-
43890	STATE FEES AND PERMITS	425	170			-
TOTAL PURCHASED SERVICES		132,725	122,533	129,235	104,237	(24,998)
44200	C.G. - PARTS AND LABOR	56,000	60,563	60,000	65,000	5,000
44300	CENTRAL STORES	7,500	3,151	500		(500)
44310	C.G. - FUEL	40,000	39,272	38,000	40,000	2,000
TOTAL INTERNAL SERVICES		103,500	102,985	98,500	105,000	6,500
45110	ELECTRICITY	9,200	3,721	6,240	5,640	(600)
45130	WATER & SEWER	2,820	501	720	540	(180)
45210	POSTAGE	1,500	90	1,000	500	(500)
45230	TELECOMMUNICATIONS	1,500	1,045	1,000	1,560	560
45310	BOILER & MACHINERY INS.	1,190	74	76	77	1
45340	PROPERTY INSURANCE	7,592	6,499	6,629	7,228	599
45350	VEHICLE & EQUIPMENT INS.	13,944	11,515	11,145	12,535	1,390
45360	SURETY BONDS	59	53	56	60	4
45370	PUB.OFFICIAL LIABILITY IN	2,626	2,261	2,266	2,407	141
45380	GENERAL LIABILITY INS.	996	978	981	991	10

FUND - 1000 - GENERAL FUND  
 FUNCTION - 700 - PARKS, REC. & CULTURAL  
 ACTIVITY - 7100 - PARKS & RECREATION  
 DEPARTMENT - 710171 - P & R ADMINISTRATION

ACCOUNT-----	TITLE -----	----- 2017-2018 -----	----- 2018-2019 -----	----- 2019-2020 -----	NET	
		BUDGET	ACTUAL	BUDGET	PROPOSED	CHANGE
45394	RETIREE H'CARE BENEFIT	6,360	6,250	3,950	3,600	(350)
45410	LEASE/RENT OF EQUIPMENT	5,100	5,615	6,025	5,650	(375)
45530	TRAINING & TRAVEL	6,195	10,997	6,200	10,400	4,200
45540	EDUCATION			1,500	1,000	(500)
45803	FESTIVALS	3,000	2,144	3,100	2,450	(650)
45804	SENIOR SERVICES	5,000	4,364	3,000	2,800	(200)
45810	DUES & MEMBERSHIPS	2,394	2,283	2,790	2,240	(550)
TOTAL OTHER CHARGES		69,476	58,390	56,678	59,678	3,000
46010	OFFICE SUPPLIES	4,000	7,158	4,000	4,500	500
46050	JANITORIAL SUPPLIES		983			-
46110	UNIFORMS	500	338	1,000	12,100	11,100
46120	BOOKS & SUBSCRIPTIONS	120	110	130	150	20
46130	RECREATIONAL SUPPLIES	1,000	196	25,650	3,500	(22,150)
46131	ED/REC SUPP-PLAYGROUNDS	39,250	21,788		5,000	5,000
46140	OTHER OPERATING SUPPLIES	4,150	1,351			-
46145	SAFETY MATERIALS		237	1,550		(1,550)
TOTAL MATERIALS & SUPPLIES		49,020	32,161	32,330	25,250	(7,080)
TOTAL OTHER OPERATING EXPENSES		551,006	484,235	476,454	464,468	(11,986)
48111	MACHINERY & EQUIPMENT	33,000				-
48181	BUILDINGS & GROUNDS	27,119	27,759			-
48184	IMPROVEMENTS	10,000			9,000	9,000
TOTAL CAP. OUTLAY-REPLACEMENTS		70,119	27,759		9,000	9,000
48272	HARDWARE	3,125	4,757	24,995	5,200	(19,795)
48273	SOFTWARE	5,000	5,565	5,500		(5,500)
48277	PLAYGROUND EQUIPMENT			10,000		(10,000)
TOTAL CAPITAL OUTLAY-ADDITIONS		8,125	10,322	40,495	5,200	(35,295)
TOTAL CAPITAL OUTLAY		78,244	38,081	40,495	14,200	(26,295)
TOTAL P & R ADMINISTRATION		1,161,612	1,075,596	1,015,101	991,931	(23,170)

FUND - 1000 - GENERAL FUND  
FUNCTION - 700 - PARKS, REC. & CULTURAL  
ACTIVITY - 7100 - PARKS & RECREATION  
DEPARTMENT - 710271 - PARKS

ACCOUNT-----	TITLE -----	-----	2017-2018 -----	2018-2019	2019-2020	NET
		BUDGET	ACTUAL	BUDGET	PROPOSED	CHANGE
41010	SALARIES & WAGES-REG.	404,199	406,121	645,313	624,541	(20,772)
41020	SALARIES & WAGES-O/T		173	5,000	4,000	(1,000)
41030	PT SALARIES & WAGES-REG	88,278	75,771	182,006	150,557	(31,449)
41040	PT SALARIES & WAGES-O/T	4,000	1,635			-
TOTAL PERSONAL SERVICES		496,477	483,701	832,319	779,098	(53,221)
42010	FICA	43,949	33,736	63,673	59,601	(4,072)
42020	RETIREMENT - VRS	55,766	47,467	72,727	70,386	(2,341)
42050	HEALTH INSURANCE	84,388	78,407	106,186	104,886	(1,300)
42060	LIFE INSURANCE - VRS	6,213	5,288	8,453	8,181	(272)
42070	DISABILITY (VLDP)	358	438	832	731	(101)
42080	DENTAL INSURANCE	1,872	1,281	2,496	2,340	(156)
42090	UNEMPLOYMENT		3,090			-
42110	WORKER'S COMP.	11,058	10,570	14,062	16,800	2,738
TOTAL FRINGE BENEFITS		203,604	180,275	268,429	262,925	(5,504)
43100	PROFESSIONAL SERVICES		167	430	430	-
43110	MEDICAL SERVICES		1,245	1,250	1,970	720
43320	SERVICE CONTRACTS	39,450	38,025	37,800	19,745	(18,055)
43330	MAINT & REP.-MACH & EQUIP	8,300	9,345	6,200	8,300	2,100
43336	MAINT & REP.-RADIO EQUIP		9			-
43360	MAINT & REP.-BLDGS & GNDS	118,435	96,196	84,850	85,850	1,000
43710	UNIFORM MAINTENANCE CONT.	12,000	7,637	12,000	1,139	(10,861)
TOTAL PURCHASED SERVICESS		178,185	152,624	142,530	117,434	(25,096)
44300	CENTRAL STORES	500	2,795	500	5,500	5,000
TOTAL INTERNAL SERVICES		500	2,795	500	5,500	5,000
45110	ELECTRICITY	18,000	15,539	25,000	25,000	-
45120	HEATING	10,000	9,357	7,400	11,000	3,600
45130	WATER & SEWER	9,500	9,285	9,500	11,000	1,500
45136	LANDFILL/STEAM PLANT	4,000	1,504	2,000	7,000	5,000
45230	TELECOMMUNICATIONS	2,450	1,681	2,450	2,450	-
45350	VEHICLE & EQUIPMENT INS.	198	146	151	160	9
45355	INSURANCE DEDUCTIBLE		1,377			-
45370	PUB.OFFICIAL LIABILITY IN	2,467	2,124	2,220	2,106	(114)
45380	GENERAL LIABILITY INS.	935	919	961	867	(94)
45410	LEASE/RENT OF EQUIPMENT	2,000	3,651	4,000	4,000	-
45530	TRAINING & TRAVEL	4,750	4,243	4,700	4,285	(415)
45540	EDUCATION	1,000		1,000		(1,000)
45810	DUES & MEMBERSHIPS	850	185	460	935	475
TOTAL OTHER CHARGES		56,150	50,012	59,842	68,803	8,961

FUND - 1000 - GENERAL FUND  
 FUNCTION - 700 - PARKS, REC. & CULTURAL  
 ACTIVITY - 7100 - PARKS & RECREATION  
 DEPARTMENT - 710271 - PARKS

ACCOUNT-----	TITLE -----	----- 2017-2018 -----		2018-2019	2019-2020	NET CHANGE
		BUDGET	ACTUAL	BUDGET	PROPOSED	
46010	OFFICE SUPPLIES	600	460	600	5,000	4,400
46050	JANITORIAL SUPPLIES	4,000	3,111	12,400	10,000	(2,400)
46075	MAINT&REP-ROADS/TRAILS/BR	6,000	3,873	6,000	11,500	5,500
46090	POWERED EQUIPMENT SUPPLY	5,600	5,786			-
46110	UNIFORMS	4,000	4,601	4,000	3,960	(40)
46140	OTHER OPERATING SUPPLIES		166			-
46145	SAFETY MATERIALS		100	1,450	2,450	1,000
46181	HORTICULTURE	33,500	19,153	26,300	33,920	7,620
46183	SEED, SOD, STRAW, ETC.	2,000	1,205	2,200	2,000	(200)
TOTAL MATERIALS & SUPPLIES		55,700	38,454	52,950	68,830	15,880
TOTAL OTHER OPERATING EXPENSES		494,139	424,160	524,251	523,492	(759)
48111	MACHINERY & EQUIPMENT	5,700	5,700	22,000	40,000	18,000
48184	IMPROVEMENTS				60,150	60,150
TOTAL CAP. OUTLAY-REPLACEMENTS		5,700	5,700	22,000	100,150	78,150
48272	HARDWARE	625	690	1,725		(1,725)
48277	PLAYGROUND EQUIPMENT	42,100	16,852	20,600	30,000	9,400
48284	IMPROVEMENTS	98,565				-
TOTAL CAPITAL OUTLAY-ADDITIONS		141,290	17,542	22,325	30,000	7,675
TOTAL CAPITAL OUTLAY		146,990	23,242	44,325	130,150	85,825
TOTAL PARKS		1,137,606	931,103	1,400,895	1,432,740	31,845

FUND - 1000 - GENERAL FUND  
 FUNCTION - 700 - PARKS, REC. & CULTURAL  
 ACTIVITY - 7100 - PARKS & RECREATION  
 DEPARTMENT - 710371 - FIELD MAINTENANCE

ACCOUNT-----	TITLE -----	-----	2017-2018 -----	2018-2019	2019-2020	NET
		BUDGET	ACTUAL	BUDGET	PROPOSED	CHANGE
41010	SALARIES & WAGES-REG.	127,594	127,413	133,165	134,638	1,473
41030	PT SALARIES & WAGES-REG	48,627	37,694	56,776	57,751	975
TOTAL PERSONAL SERVICES		176,221	165,107	189,941	192,389	2,448
42010	FICA	13,481	10,921	14,530	14,718	188
42020	RETIREMENT - VRS	15,005	14,982	15,008	15,174	166
42050	HEALTH INSURANCE	44,288	44,288	44,286	44,286	-
42060	LIFE INSURANCE - VRS	1,672	1,669	1,745	1,764	19
42080	DENTAL INSURANCE	468	156	468	468	-
42110	WORKER'S COMP.	4,606	2,883	4,094	4,557	463
TOTAL FRINGE BENEFITS		79,520	74,899	80,131	80,967	836
43100	PROFESSIONAL SERVICES		37	129	129	-
43110	MEDICAL SERVICES		205	375	615	240
43320	SERVICE CONTRACTS		33			-
43330	MAINT & REP.-MACH & EQUIP	2,700	5,551	15,500	18,000	2,500
43336	MAINT & REP.-RADIO EQUIP	382		400	400	-
43360	MAINT & REP.-BLDGS & GNDS	8,609	8,006	10,893	21,462	10,569
43700	CONTRACTED SERVICES				3,060	3,060
43710	UNIFORM MAINTENANCE CONT.		1,618	1,700	700	(1,000)
TOTAL PURCHASED SERVICES		11,691	15,450	28,997	44,366	15,369
44300	CENTRAL STORES	700	740	1,000	1,000	-
TOTAL INTERNAL SERVICES		700	740	1,000	1,000	-
45136	LANDFILL/STEAM PLANT	200	67	200	200	-
45230	TELECOMMUNICATIONS	675	433	675	876	201
45370	PUB.OFFICIAL LIABILITY IN				654	654
45380	GENERAL LIABILITY INS.				269	269
45410	LEASE/RENT OF EQUIPMENT	2,485	1,000	2,500	2,500	-
45530	TRAINING & TRAVEL	1,200	1,864	1,900	5,400	3,500
45810	DUES & MEMBERSHIPS	720	350	520	520	-
TOTAL OTHER CHARGES		5,280	3,714	5,795	10,419	4,624
46010	OFFICE SUPPLIES	300	355	300	300	-
46076	MAINT&REP-IRRIGATION SYS.	2,000	314	3,020	3,020	-
46080	POWERED EQUIPMENT FUELS	2,115		500		(500)
46090	POWERED EQUIPMENT SUPPLY	1,900	1,434	2,500	2,500	-
46110	UNIFORMS	605	602	920	925	5
46140	OTHER OPERATING SUPPLIES	11,500	5,620			-
46145	SAFETY MATERIALS	705	763	2,415	756	(1,659)
46180	CHEMICALS	5,601	3,264	5,881	6,115	234
46181	HORTICULTURE				1,000	1,000



FUND - 1000 - GENERAL FUND  
 FUNCTION - 700 - PARKS, REC. & CULTURAL  
 ACTIVITY - 7100 - PARKS & RECREATION  
 DEPARTMENT - 710371 - FIELD MAINTENANCE

ACCOUNT-----	TITLE -----	----- 2017-2018 -----		2018-2019	2019-2020	NET CHANGE
		BUDGET	ACTUAL	BUDGET	PROPOSED	
46182	SANDS AND SOILS MIXES	14,070	883	14,070	14,070	-
46183	SEED, SOD, STRAW, ETC.	11,300	2,113	11,300	11,300	-
46184	NUTRIENT MANAGEMENT	9,123	6,728	9,600	9,600	-
TOTAL MATERIALS & SUPPLIES		59,219	22,075	50,506	49,586	(920)
TOTAL OTHER OPERATING EXPENSES		156,410	116,877	166,429	186,338	19,909
48111	MACHINERY & EQUIPMENT		5,120	92,500	84,000	(8,500)
48184	IMPROVEMENTS			15,000	14,000	(1,000)
TOTAL CAP. OUTLAY-REPLACEMENTS			5,120	107,500	98,000	(9,500)
48272	HARDWARE				2,480	2,480
TOTAL CAPITAL OUTLAY-ADDITIONS					2,480	2,480
TOTAL CAPITAL OUTLAY			5,120	107,500	100,480	(7,020)
TOTAL FIELD MAINTENANCE		332,631	287,105	463,870	479,207	15,337

FUND - 1000 - GENERAL FUND  
 FUNCTION - 700 - PARKS, REC. & CULTURAL  
 ACTIVITY - 7100 - PARKS & RECREATION  
 DEPARTMENT - 710471 - REC. CENTERS & PLAYGNDNS.

ACCOUNT-----	TITLE -----	-----	2017-2018 -----	2018-2019	2019-2020	NET
		BUDGET	ACTUAL	BUDGET	PROPOSED	CHANGE
41010	SALARIES & WAGES-REG.	218,972	215,690	197,765	167,606	(30,159)
41030	PT SALARIES & WAGES-REG	133,130	102,331	213,251	223,482	10,231
41060	PTO - SEPARATION		112			-
TOTAL PERSONAL SERVICES		352,102	318,133	411,016	391,088	(19,928)
42010	FICA	29,614	23,131	31,443	29,918	(1,525)
42020	RETIREMENT - VRS	29,867	25,250	22,288	18,889	(3,399)
42050	HEALTH INSURANCE	38,841	28,769	20,080	15,290	(4,790)
42060	LIFE INSURANCE - VRS	3,328	2,813	2,591	2,196	(395)
42070	DISABILITY (VLDP)	530	697	790	631	(159)
42080	DENTAL INSURANCE	1,079	832	780	624	(156)
42110	WORKER'S COMP.	6,698	6,734	7,592	8,655	1,063
TOTAL FRINGE BENEFITS		109,957	88,225	85,564	76,203	(9,361)
43100	PROFESSIONAL SERVICES		296	6,990	4,860	(2,130)
43110	MEDICAL SERVICES		345		1,900	1,900
43320	SERVICE CONTRACTS	6,100	6,538	7,704	7,200	(504)
43330	MAINT & REP.-MACH & EQUIP	4,400	3,171	4,500	5,500	1,000
43336	MAINT & REP.-RADIO EQUIP	800		800		(800)
43360	MAINT & REP.-BLDGS & GNDS	3,600	6,555	58,500	38,470	(20,030)
43600	ADVERTISING	300				-
43700	CONTRACTED SERVICES	50,491	36,366	31,900	13,500	(18,400)
43890	STATE FEES AND PERMITS			75	75	-
TOTAL PURCHASED SERVICES		65,691	53,271	110,469	71,505	(38,964)
44300	CENTRAL STORES	800	11	500	500	-
TOTAL INTERNAL SERVICES		800	11	500	500	-
45110	ELECTRICITY	27,600	24,337	27,600	28,200	600
45120	HEATING	5,500	4,575	5,500	5,500	-
45130	WATER & SEWER	3,500	3,733	4,000	4,000	-
45230	TELECOMMUNICATIONS	5,800	5,432	5,800	5,800	-
45340	PROPERTY INSURANCE	348	377	385	406	21
45350	VEHICLE & EQUIPMENT INS.	105	103	107	113	6
45370	PUB.OFFICIAL LIABILITY IN	1,483	1,277	1,251	1,261	10
45380	GENERAL LIABILITY INS.	562	553	542	519	(23)
45410	LEASE/RENT OF EQUIPMENT		280			-
45530	TRAINING & TRAVEL	3,857	1,890	3,450	4,450	1,000
45803	FESTIVALS	1,950	966	3,000	3,000	-
45810	DUES & MEMBERSHIPS	100	245		500	500
TOTAL OTHER CHARGES		50,805	43,767	51,635	53,749	2,114
46010	OFFICE SUPPLIES	2,000	2,225	2,000	2,000	-

FUND - 1000 - GENERAL FUND  
 FUNCTION - 700 - PARKS, REC. & CULTURAL  
 ACTIVITY - 7100 - PARKS & RECREATION  
 DEPARTMENT - 710471 - REC. CENTERS & PLAYGND.

ACCOUNT-----	TITLE -----	----- 2017-2018 -----		2018-2019	2019-2020	NET
		BUDGET	ACTUAL	BUDGET	PROPOSED	CHANGE
46070	REPAIR & MAINT. SUPPLIES		3			-
46050	JANITORIAL SUPPLIES	4,200	6,002			-
46110	UNIFORMS	2,000	2,510	1,000	600	(400)
46130	RECREATIONAL SUPPLIES	21,000	19,672	32,800	38,660	5,860
46131	ED/REC SUPP-PLAYGROUNDS	4,500	2,842	16,200	17,800	1,600
46140	OTHER OPERATING SUPPLIES	7,200	7,027			-
46145	SAFETY MATERIALS			300	300	-
TOTAL MATERIALS & SUPPLIES		40,900	40,281	52,300	59,360	7,060
TOTAL OTHER OPERATING EXPENSES		268,153	225,556	300,468	261,317	(39,151)
48122	FURNITURE		160	930	3,000	2,070
48184	IMPROVEMENTS		21,475			-
TOTAL CAP. OUTLAY-REPLACEMENTS			21,635	930	3,000	2,070
48272	HARDWARE	9,125	13,352	4,800		(4,800)
TOTAL CAPITAL OUTLAY-ADDITIONS		9,125	13,352	4,800		(4,800)
TOTAL CAPITAL OUTLAY		9,125	34,987	5,730	3,000	(2,730)
TOTAL REC. CENTERS & PLAYGND.		629,380	578,676	717,214	655,405	(61,809)

FUND - 1000 - GENERAL FUND  
FUNCTION - 700 - PARKS, REC. & CULTURAL  
ACTIVITY - 7100 - PARKS & RECREATION  
DEPARTMENT - 710671 - SIMMS RECREATION CENTER

ACCOUNT-----	TITLE -----	----- 2017-2018 -----	----- 2018-2019 -----	----- 2019-2020 -----	NET	
		BUDGET	ACTUAL	BUDGET	PROPOSED	CHANGE
41010	SALARIES & WAGES-REG.	85,076	87,330	89,651	89,648	(3)
41030	PT SALARIES & WAGES-REG	61,422	55,165	27,480	28,176	696
TOTAL PERSONAL SERVICES		146,498	142,494	117,131	117,824	693
42010	FICA	11,208	10,446	8,960	9,014	54
42020	RETIREMENT - VRS	10,005	10,269	10,103	10,103	-
42050	HEALTH INSURANCE	9,580	9,579	9,580	9,580	-
42060	LIFE INSURANCE - VRS	1,115	1,144	1,175	1,175	-
42070	DISABILITY (VLDP)	203	207	207	213	6
42080	DENTAL INSURANCE	312	312	312	312	-
42110	WORKER'S COMP.	2,501	2,536	2,709	2,830	121
TOTAL FRINGE BENEFITS		34,924	34,493	33,046	33,227	181
43100	PROFESSIONAL SERVICES			249	261	12
43110	MEDICAL SERVICES		40		120	120
43320	SERVICE CONTRACTS	18,681	19,428	18,625	18,574	(51)
43330	MAINT & REP.-MACH & EQUIP	650	1,393			-
43360	MAINT & REP.-BLDGS & GNDS	55,000	45,959	55,000	39,495	(15,505)
43700	CONTRACTED SERVICES	11,000	7,065	16,000	26,420	10,420
TOTAL PURCHASED SERVICES		85,331	73,885	89,874	84,870	(5,004)
44300	CENTRAL STORES	1,200	1,094	200		(200)
TOTAL INTERNAL SERVICES		1,200	1,094	200		(200)
45110	ELECTRICITY	63,000	68,340	63,000	75,000	12,000
45120	HEATING	22,600	23,934	22,600	25,000	2,400
45130	WATER & SEWER	4,500	4,805	4,500	6,000	1,500
45230	TELECOMMUNICATIONS	1,000	1,923	1,000	1,821	821
45310	BOILER & MACHINERY INS.	2,840	2,590	2,648	2,722	74
45340	PROPERTY INSURANCE	3,584	3,377	3,445	4,227	782
45370	PUB.OFFICIAL LIABILITY IN	865	745	801	841	40
45380	GENERAL LIABILITY INS.	328	322	347	346	(1)
45530	TRAINING & TRAVEL	962	53	1,370	1,512	142
45540	EDUCATION			500		(500)
45803	FESTIVALS	1,700	2,937	1,700	3,890	2,190
45810	DUES & MEMBERSHIPS		245			-
TOTAL OTHER CHARGES		101,379	109,271	101,911	121,359	19,448
46010	OFFICE SUPPLIES	1,000	731	1,200	1,600	400
46110	UNIFORMS		191		300	300
46130	RECREATIONAL SUPPLIES	1,500	90	1,500	1,500	-
46140	OTHER OPERATING SUPPLIES	800	162			-
46145	SAFETY MATERIALS			1,425	500	(925)

CITY OF HARRISONBURG, VA  
EXPENDITURE BUDGET

FUND - 1000 - GENERAL FUND  
 FUNCTION - 700 - PARKS, REC. & CULTURAL  
 ACTIVITY - 7100 - PARKS & RECREATION  
 DEPARTMENT - 710671 - SIMMS RECREATION CENTER

ACCOUNT-----	TITLE -----	-----	2017-2018 -----	-----	2018-2019	2019-2020	NET
		BUDGET	ACTUAL		BUDGET	PROPOSED	CHANGE
TOTAL MATERIALS & SUPPLIES		3,300	1,173		4,125	3,900	(225)
TOTAL OTHER OPERATING EXPENSES		226,134	219,916		229,156	243,356	14,200
48122 FURNITURE					35,000	4,808	(30,192)
48172 HARDWARE		11,200	8,229		6,500		(6,500)
TOTAL CAP. OUTLAY-REPLACEMENTS		11,200	8,229		41,500	4,808	(36,692)
TOTAL CAPITAL OUTLAY		11,200	8,229		41,500	4,808	(36,692)
TOTAL SIMMS RECREATION CENTER		383,832	370,640		387,787	365,988	(21,799)

FUND - 1000 - GENERAL FUND  
FUNCTION - 700 - PARKS, REC. & CULTURAL  
ACTIVITY - 7100 - PARKS & RECREATION  
DEPARTMENT - 710771 - WESTOVER POOL

ACCOUNT-----	TITLE -----	----- 2017-2018 -----	----- 2018-2019 -----	----- 2019-2020 -----	NET	
		BUDGET	ACTUAL	BUDGET	PROPOSED	CHANGE
41010	SALARIES & WAGES-REG.	144,862	140,540	148,025	129,709	(18,316)
41020	SALARIES & WAGES-O/T		8			-
41030	PT SALARIES & WAGES-REG	101,406	89,628	115,715	139,737	24,022
41040	PT SALARIES & WAGES-O/T		113			-
TOTAL PERSONAL SERVICES		246,268	230,290	263,740	269,446	5,706
42010	FICA	18,840	16,460	20,176	20,613	437
42020	RETIREMENT - VRS	17,036	16,506	16,683	14,618	(2,065)
42050	HEALTH INSURANCE	16,590	19,783	21,380	16,590	(4,790)
42060	LIFE INSURANCE - VRS	1,897	1,839	1,939	1,699	(240)
42070	DISABILITY (VLDP)	467	450	473	377	(96)
42080	DENTAL INSURANCE	624	455	624	468	(156)
42110	WORKER'S COMP.	4,589	4,597	6,290	5,692	(598)
TOTAL FRINGE BENEFITS		60,043	60,090	67,565	60,057	(7,508)
43100	PROFESSIONAL SERVICES		236	996	516	(480)
43110	MEDICAL SERVICES		320		1,280	1,280
43310	REPAIRS & MAINTENANCE		104			-
43320	SERVICE CONTRACTS	3,900	2,505	875	495	(380)
43330	MAINT & REP.-MACH & EQUIP	3,700	1,522	3,700	3,700	-
43360	MAINT & REP.-BLDGS & GNDS	9,916	25,481	10,500	10,500	-
43600	ADVERTISING	500	84		250	250
43700	CONTRACTED SERVICES	2,500	2,701		600	600
TOTAL PURCHASED SERVICES		20,516	32,953	16,071	17,341	1,270
44300	CENTRAL STORES	500	593		250	250
TOTAL INTERNAL SERVICES		500	593		250	250
45110	ELECTRICITY	30,500	27,926	30,500	30,500	-
45120	HEATING	45,000	35,337	45,000	45,000	-
45130	WATER & SEWER	20,000	32,678	21,500	30,000	8,500
45230	TELECOMMUNICATIONS	870	559	870	800	(70)
45340	PROPERTY INSURANCE	6,012	5,836	5,953	7,098	1,145
45370	PUB.OFFICIAL LIABILITY IN	1,142	983	1,050	1,041	(9)
45380	GENERAL LIABILITY INS.	433	425	455	429	(26)
45410	LEASE/RENT OF EQUIPMENT		264	1,000	1,650	650
45530	TRAINING & TRAVEL	2,300	3,670	3,025	3,200	175
45803	FESTIVALS				400	400
45810	DUES & MEMBERSHIPS	395	149	419	170	(249)
TOTAL OTHER CHARGES		106,652	107,826	109,772	120,288	10,516
46010	OFFICE SUPPLIES	500	681	1,000	950	(50)
46070	REPAIR & MAINT. SUPPLIES		188			-

FUND - 1000 - GENERAL FUND  
 FUNCTION - 700 - PARKS, REC. & CULTURAL  
 ACTIVITY - 7100 - PARKS & RECREATION  
 DEPARTMENT - 710771 - WESTOVER POOL

ACCOUNT-----	TITLE -----	----- 2017-2018 -----		2018-2019	2019-2020	NET
		BUDGET	ACTUAL	BUDGET	PROPOSED	CHANGE
46050	JANITORIAL SUPPLIES	2,500	1,355			-
46110	UNIFORMS	1,000	932	1,400	450	(950)
46130	RECREATIONAL SUPPLIES			800	800	-
46140	OTHER OPERATING SUPPLIES	1,700	1,698			-
46145	SAFETY MATERIALS			600	600	-
46180	CHEMICALS	17,500	12,297	17,800	17,800	-
TOTAL MATERIALS & SUPPLIES		23,200	17,151	21,600	20,600	(1,000)
TOTAL OTHER OPERATING EXPENSES		210,911	218,613	215,008	218,536	3,528
48184	IMPROVEMENTS		3,300			-
TOTAL CAP. OUTLAY-REPLACEMENTS			3,300			-
48272	HARDWARE	750		2,550		(2,550)
TOTAL CAPITAL OUTLAY-ADDITIONS		750		2,550		(2,550)
TOTAL CAPITAL OUTLAY		750	3,300	2,550		(2,550)
TOTAL WESTOVER POOL		457,929	452,203	481,298	487,982	6,684

FUND - 1000 - GENERAL FUND  
FUNCTION - 700 - PARKS, REC. & CULTURAL  
ACTIVITY - 7100 - PARKS & RECREATION  
DEPARTMENT - 710871 - ATHLETICS

ACCOUNT-----	TITLE -----	----- 2017-2018 -----		2018-2019	2019-2020	NET CHANGE
		BUDGET	ACTUAL	BUDGET	PROPOSED	
41010	SALARIES & WAGES-REG.	140,007	137,740	147,193	230,381	83,188
41030	PT SALARIES & WAGES-REG	2,598		2,650	3,699	1,049
41050	ANNUAL LEAVE - SEPARATION				10,000	10,000
TOTAL PERSONAL SERVICES		142,605	137,740	149,843	244,080	94,237
42010	FICA	10,910	9,516	11,463	18,673	7,210
42020	RETIREMENT - VRS	16,465	16,290	16,589	25,964	9,375
42050	HEALTH INSURANCE	21,214	16,191	16,590	31,880	15,290
42060	LIFE INSURANCE - VRS	1,835	1,815	1,928	3,018	1,090
42070	DISABILITY (VLDP)	181	151	181	673	492
42080	DENTAL INSURANCE	468	455	468	780	312
42110	WORKER'S COMP.	4,606	2,630	3,289	3,784	495
TOTAL FRINGE BENEFITS		55,679	47,048	50,508	84,772	34,264
43100	PROFESSIONAL SERVICES		74	3,010	2,295	(715)
43110	MEDICAL SERVICES				720	720
43320	SERVICE CONTRACTS		729		300	300
43330	MAINT & REP.-MACH & EQUIP		106			-
43360	MAINT & REP.-BLDGS & GNDS	12,186	12,712	11,250	500	(10,750)
43700	CONTRACTED SERVICES	28,865	19,672	27,505	23,410	(4,095)
TOTAL PURCHASED SERVICES		41,051	33,293	41,765	27,225	(14,540)
44300	CENTRAL STORES		927			-
TOTAL INTERNAL SERVICES			927			-
45110	ELECTRICITY	12,000	14,542	12,500	14,400	1,900
45130	WATER & SEWER	11,500	9,353	11,500	11,500	-
45230	TELECOMMUNICATIONS	800	2,044	1,200	1,450	250
45340	PROPERTY INSURANCE	196	203	207	226	19
45350	VEHICLE & EQUIPMENT INS.	439	400	412	404	(8)
45370	PUB.OFFICIAL LIABILITY IN	1,178	1,014	989	617	(372)
45380	GENERAL LIABILITY INS.	446	439	428	254	(174)
45530	TRAINING & TRAVEL	554	1,342	2,450	1,904	(546)
45803	FESTIVALS	3,316	2,666	4,600	4,700	100
TOTAL OTHER CHARGES		30,429	32,004	34,286	35,455	1,169
46010	OFFICE SUPPLIES		23	300	410	110
46070	REPAIR & MAINT. SUPPLIES		21			-
46110	UNIFORMS		120	250	600	350
46132	ED/REC SUPP-ATHLETICS	16,235	14,964	15,396	14,090	(1,306)
46145	SAFETY MATERIALS				330	330
TOTAL MATERIALS & SUPPLIES		16,235	15,128	15,946	15,430	(516)



CITY OF HARRISONBURG, VA  
EXPENDITURE BUDGET

FUND - 1000 - GENERAL FUND  
FUNCTION - 700 - PARKS, REC. & CULTURAL  
ACTIVITY - 7100 - PARKS & RECREATION  
DEPARTMENT - 710871 - ATHLETICS

ACCOUNT-----	TITLE -----	----- BUDGET	2017-2018 ----- ACTUAL	2018-2019 BUDGET	2019-2020 PROPOSED	NET CHANGE
TOTAL OTHER OPERATING EXPENSES		143,394	128,399	142,505	162,882	20,377
48221	FURNITURE & FIXTURES				1,200	1,200
48272	HARDWARE			1,600		(1,600)
TOTAL CAPITAL OUTLAY-ADDITIONS				1,600	1,200	(400)
TOTAL CAPITAL OUTLAY				1,600	1,200	(400)
TOTAL ATHLETICS		285,999	266,140	293,948	408,162	114,214

FUND - 1000 - GENERAL FUND  
FUNCTION - 700 - PARKS, REC. & CULTURAL  
ACTIVITY - 7100 - PARKS & RECREATION  
DEPARTMENT - 730271 - GOLF COURSE GDS MGT

ACCOUNT-----	TITLE -----	----- 2017-2018 -----	----- 2018-2019 -----	----- 2019-2020 -----	NET	
		BUDGET	ACTUAL	BUDGET	PROPOSED	CHANGE
41010	SALARIES & WAGES-REG.	215,017	184,472	226,823	219,440	(7,383)
41020	SALARIES & WAGES-O/T	2,500	1,028	2,500	2,500	-
41030	PT SALARIES & WAGES-REG	101,051	85,912	110,082	110,376	294
41040	PT SALARIES & WAGES-O/T	3,000	1,172	3,500	2,000	(1,500)
41050	ANNUAL LEAVE - SEPARATION		16,415			-
41051	SICK LEAVE - SEPARATION		8,209			-
TOTAL PERSONAL SERVICES		321,568	297,208	342,905	334,316	(8,589)
42010	FICA	25,366	21,972	26,234	25,576	(658)
42020	RETIREMENT - VRS	26,462	21,447	25,563	24,731	(832)
42050	HEALTH INSURANCE	30,079	21,481	28,990	24,368	(4,622)
42060	LIFE INSURANCE - VRS	2,948	2,389	2,971	2,875	(96)
42070	DISABILITY (VLDP)			203	515	312
42080	DENTAL INSURANCE	780	468	780	780	-
42090	UNEMPLOYMENT		599			-
42110	WORKER'S COMP.	3,537	3,060	4,097	5,416	1,319
TOTAL FRINGE BENEFITS		89,172	71,417	88,838	84,261	(4,577)
43100	PROFESSIONAL SERVICES		1,033		387	387
43110	MEDICAL SERVICES		875	425	1,605	1,180
43320	SERVICE CONTRACTS	4,310	4,230	3,320	3,770	450
43330	MAINT & REP.-MACH & EQUIP	22,500	43,441	50,000	48,000	(2,000)
43360	MAINT & REP.-BLDGS & GNDS	2,000	12,277	8,800	19,000	10,200
43700	CONTRACTED SERVICES	21,405	13,106			-
43710	UNIFORM MAINTENANCE CONT.	3,640	3,408	3,750	3,750	-
TOTAL PURCHASED SERVICES		53,855	78,370	66,295	76,512	10,217
44200	C.G. - PARTS AND LABOR	8,000	9,257	8,000	8,000	-
44300	CENTRAL STORES	300	297	300	1,000	700
44310	C.G. - FUEL	600	689	600	600	-
TOTAL INTERNAL SERVICES		8,900	10,243	8,900	9,600	700
45110	ELECTRICITY	9,600	10,721	14,000	14,000	-
45120	HEATING	3,200	3,227	3,200	3,200	-
45130	WATER & SEWER	1,500	1,674	3,800	3,800	-
45230	TELECOMMUNICATIONS	1,764	1,664	1,764	1,764	-
45340	PROPERTY INSURANCE	939	945	788	892	104
45350	VEHICLE & EQUIPMENT INS.	2,319	2,387	2,464	2,483	19
45370	PUB.OFFICIAL LIABILITY IN	1,624	1,398	1,398	1,519	121
45380	GENERAL LIABILITY INS.	616	605	605	625	20
45410	LEASE/RENT OF EQUIPMENT	3,250	470	2,600	2,800	200
45530	TRAINING & TRAVEL	1,985	2,065	1,985	4,485	2,500
45540	EDUCATION		470			-
45810	DUES & MEMBERSHIPS	1,000	1,025	1,000	975	(25)

FUND - 1000 - GENERAL FUND  
 FUNCTION - 700 - PARKS, REC. & CULTURAL  
 ACTIVITY - 7100 - PARKS & RECREATION  
 DEPARTMENT - 730271 - GOLF COURSE GDS MGT

ACCOUNT-----	TITLE -----	----- BUDGET	2017-2018 ACTUAL	2018-2019 BUDGET	2019-2020 PROPOSED	NET CHANGE
TOTAL OTHER CHARGES		27,797	26,651	33,604	36,543	2,939
46010	OFFICE SUPPLIES	500	408	500	500	-
46070	REPAIR & MAINT. SUPPLIES		1,183			-
46050	JANITORIAL SUPPLIES			1,000	300	(700)
46075	MAINT&REP-ROADS/TRAILS/BR	400	6,598	4,200	40,400	36,200
46076	MAINT&REP-IRRIGATION SYS.	33,500	31,850	13,500	8,000	(5,500)
46080	POWERED EQUIPMENT FUELS	17,800	12,728	18,000	18,000	-
46090	POWERED EQUIPMENT SUPPLY		60			-
46110	UNIFORMS	1,375	812	1,635	855	(780)
46130	RECREATIONAL SUPPLIES	6,000	8,149			-
46145	SAFETY MATERIALS	2,000	2,813	2,000	3,600	1,600
46180	CHEMICALS	46,500	51,809	50,000	50,000	-
46181	HORTICULTURE	1,000	960	1,000	1,000	-
46182	SANDS AND SOILS MIXES	28,000	20,821	13,000	13,700	700
46183	SEED, SOD, STRAW, ETC.	3,000	2,160	3,000	3,000	-
46184	NUTRIENT MANAGEMENT	44,000	30,301	44,000	44,000	-
TOTAL MATERIALS & SUPPLIES		184,075	170,652	151,835	183,355	31,520
TOTAL OTHER OPERATING EXPENSES		363,799	357,333	349,472	390,271	40,799
48111	MACHINERY & EQUIPMENT	90,000	27,450	10,000		(10,000)
TOTAL CAP. OUTLAY-REPLACEMENTS		90,000	27,450	10,000		(10,000)
48272	HARDWARE	1,250	1,009	3,800		(3,800)
TOTAL CAPITAL OUTLAY-ADDITIONS		1,250	1,009	3,800		(3,800)
TOTAL CAPITAL OUTLAY		91,250	28,459	13,800		(13,800)
TOTAL GOLF COURSE GDS MGT		776,617	683,000	706,177	724,587	18,410

FUND - 1000 - GENERAL FUND  
FUNCTION - 700 - PARKS, REC. & CULTURAL  
ACTIVITY - 7100 - PARKS & RECREATION  
DEPARTMENT - 730371 - GOLF COURSE CLUBHOUSE

ACCOUNT-----	TITLE -----	-----	2017-2018 -----	2018-2019	2019-2020	NET
		BUDGET	ACTUAL	BUDGET	PROPOSED	CHANGE
41010	SALARIES & WAGES-REG.	106,737	106,582	113,209	109,429	(3,780)
41030	PT SALARIES & WAGES-REG	75,000	72,008	97,769	111,145	13,376
TOTAL PERSONAL SERVICES		181,737	178,591	210,978	220,574	9,596
42010	FICA	13,903	12,493	16,140	16,874	734
42020	RETIREMENT - VRS	12,552	12,532	12,758	12,333	(425)
42050	HEALTH INSURANCE	29,525	29,525	29,524	29,524	-
42060	LIFE INSURANCE - VRS	1,398	1,396	1,483	1,433	(50)
42080	DENTAL INSURANCE	312	312	312	312	-
42110	WORKER'S COMP.	1,995	1,782	2,445	2,778	333
TOTAL FRINGE BENEFITS		59,685	58,041	62,662	63,254	592
43100	PROFESSIONAL SERVICES			16,000	516	(15,484)
43110	MEDICAL SERVICES				960	960
43165	CREDIT CARD SERVICE FEES	20,000	21,393	22,000	25,000	3,000
43320	SERVICE CONTRACTS	7,562	8,267	9,092	9,092	-
43330	MAINT & REP.-MACH & EQUIP	4,700	2,084	4,000	2,700	(1,300)
43360	MAINT & REP.-BLDGS & GNDS	3,250	5,270	3,000	12,700	9,700
43600	ADVERTISING	10,000	7,970	10,000	9,000	(1,000)
TOTAL PURCHASED SERVICES		45,512	44,984	64,092	59,968	(4,124)
44300	CENTRAL STORES	300		300	300	-
TOTAL INTERNAL SERVICES		300		300	300	-
45110	ELECTRICITY	13,000	10,160	13,000	13,000	-
45120	HEATING	4,000	6,694	4,000	4,000	-
45130	WATER & SEWER	3,000	2,968	3,000	3,000	-
45210	POSTAGE		222	300	700	400
45230	TELECOMMUNICATIONS	1,500	1,288	1,200	1,200	-
45340	PROPERTY INSURANCE	645	618	630	749	119
45360	SURETY BONDS	28	26	26	29	3
45370	PUB.OFFICIAL LIABILITY IN	1,190	1,024	1,059	1,106	47
45380	GENERAL LIABILITY INS.	451	443	459	455	(4)
45410	LEASE/RENT OF EQUIPMENT	51,510	64,941	51,510	56,010	4,500
45530	TRAINING & TRAVEL	1,750	757	1,500	1,800	300
45810	DUES & MEMBERSHIPS	1,500	2,021	1,500	920	(580)
TOTAL OTHER CHARGES		78,574	91,163	78,184	82,969	4,785
46010	OFFICE SUPPLIES	3,500	2,444	3,500	2,000	(1,500)
46070	REPAIR & MAINT. SUPPLIES		100			-
46040	MAT'L & SUPPLIES GOLF CRS	6,000	1,632	12,000		(12,000)
46050	JANITORIAL SUPPLIES	2,250	3,180	3,000		(3,000)
46110	UNIFORMS	1,000	1,043	1,000	300	(700)

FUND - 1000 - GENERAL FUND  
 FUNCTION - 700 - PARKS, REC. & CULTURAL  
 ACTIVITY - 7100 - PARKS & RECREATION  
 DEPARTMENT - 730371 - GOLF COURSE CLUBHOUSE

ACCOUNT-----	TITLE -----	----- 2017-2018 -----		2018-2019	2019-2020	NET CHANGE
		BUDGET	ACTUAL	BUDGET	PROPOSED	
46145	SAFETY MATERIALS	200		200	200	-
46150	MAT'L FOR RESALE-FOOD/BEV	1,000	705	1,000		(1,000)
46151	MERCHANDISE-RESALE	80,000	78,124	60,000	60,000	-
46154	MERCHANDISE-SPECIAL ORDER	20,000	16,784	35,000	30,000	(5,000)
TOTAL MATERIALS & SUPPLIES		113,950	104,012	115,700	92,500	(23,200)
TOTAL OTHER OPERATING EXPENSES		298,021	298,200	320,938	298,991	(21,947)
48176	PRACTICE RANGE EQUIP&ACC.				28,000	28,000
48181	BUILDINGS & GROUNDS				2,000	2,000
TOTAL CAP. OUTLAY-REPLACEMENTS					30,000	30,000
48272	HARDWARE	625	564	7,650		(7,650)
48273	SOFTWARE			15,000		(15,000)
TOTAL CAPITAL OUTLAY-ADDITIONS		625	564	22,650		(22,650)
TOTAL CAPITAL OUTLAY		625	564	22,650	30,000	7,350
TOTAL GOLF COURSE CLUBHOUSE		480,383	477,355	554,566	549,565	(5,001)

CITY OF HARRISONBURG, VA  
EXPENDITURE BUDGET

FUND - 1000 - GENERAL FUND  
FUNCTION - 700 - PARKS, REC. & CULTURAL  
ACTIVITY - 7500 - LIBRARY  
DEPARTMENT - 750511 - REGIONAL LIBRARY

ACCOUNT-----	TITLE -----	-----	2017-2018 -----	2018-2019	2019-2020	NET
		BUDGET	ACTUAL	BUDGET	PROPOSED	CHANGE
47010	MRL-OPERATING	523,634	523,634	550,477	577,320	26,843
TOTAL PMT. TO JOINT OPERATIONS		523,634	523,634	550,477	577,320	26,843
TOTAL OTHER OPERATING EXPENSES		523,634	523,634	550,477	577,320	26,843
TOTAL REGIONAL LIBRARY		523,634	523,634	550,477	577,320	26,843

FUND - 1000 - GENERAL FUND  
 FUNCTION - 800 - COMMUNITY DEVELOPMENT  
 ACTIVITY - 8100 - PLAN. & COMM. DEVELOPMENT  
 DEPARTMENT - 810121 - PLANNING

ACCOUNT-----	TITLE -----	-----	2017-2018 -----	2018-2019	2019-2020	NET
		BUDGET	ACTUAL	BUDGET	PROPOSED	CHANGE
41010	SALARIES & WAGES-REG.	132,812	133,226	136,874	145,746	8,872
41030	PT SALARIES & WAGES-REG	7,200	7,200	7,200	7,200	-
TOTAL PERSONAL SERVICES		140,012	140,426	144,074	152,946	8,872
42010	FICA	10,711	9,582	11,021	11,700	679
42020	RETIREMENT - VRS	15,619	15,664	15,426	16,426	1,000
42050	HEALTH INSURANCE	15,291	17,421	19,552	19,552	-
42060	LIFE INSURANCE - VRS	1,740	1,745	1,793	1,909	116
42080	DENTAL INSURANCE	312	312	312	312	-
42110	WORKER'S COMP.	446	424	543	643	100
TOTAL FRINGE BENEFITS		44,119	45,148	48,647	50,542	1,895
43100	PROFESSIONAL SERVICES	10,750	1,250	250	70,250	70,000
43600	ADVERTISING	12,500	5,892	14,000	14,000	-
TOTAL PURCHASED SERVICES		23,250	7,142	14,250	84,250	70,000
44200	C.G. - PARTS AND LABOR	1,000	670	1,000	1,000	-
44300	CENTRAL STORES	250	264	250	250	-
44310	C.G. - FUEL	500	616	500	600	100
TOTAL INTERNAL SERVICES		1,750	1,550	1,750	1,850	100
45210	POSTAGE	960	960	960	960	-
45230	TELECOMMUNICATIONS	312	327	312	312	-
45350	VEHICLE & EQUIPMENT INS.	477	430	443	478	35
45355	INSURANCE DEDUCTIBLE	300				-
45370	PUB.OFFICIAL LIABILITY IN	425	366	464	472	8
45380	GENERAL LIABILITY INS.	161	158	201	194	(7)
45410	LEASE/RENT OF EQUIPMENT	1,880	1,943	2,600	2,300	(300)
45530	TRAINING & TRAVEL	4,418	2,037	4,618	5,321	703
45540	EDUCATION	1,000	1,000	1,000		(1,000)
45810	DUES & MEMBERSHIPS	825	827	894	952	58
TOTAL OTHER CHARGES		10,758	8,048	11,492	10,989	(503)
46010	OFFICE SUPPLIES	750	446	750	750	-
46120	BOOKS & SUBSCRIPTIONS	400	225	400	400	-
46140	OTHER OPERATING SUPPLIES	1,100	556	1,000	800	(200)
TOTAL MATERIALS & SUPPLIES		2,250	1,228	2,150	1,950	(200)
TOTAL OTHER OPERATING EXPENSES		82,127	63,115	78,289	149,581	71,292
48121	FURNITURE & FIXTURES	500	843	500	500	-

CITY OF HARRISONBURG, VA  
EXPENDITURE BUDGET

FUND - 1000 - GENERAL FUND  
FUNCTION - 800 - COMMUNITY DEVELOPMENT  
ACTIVITY - 8100 - PLAN. & COMM. DEVELOPMENT  
DEPARTMENT - 810121 - PLANNING

ACCOUNT-----	TITLE -----	-----	2017-2018 -----	2018-2019	2019-2020	NET
		BUDGET	ACTUAL	BUDGET	PROPOSED	CHANGE
48171	EDP EQUIPMENT	1,422	722		110	110
TOTAL CAP. OUTLAY-REPLACEMENTS		1,922	1,565	500	610	110
TOTAL CAPITAL OUTLAY		1,922	1,565	500	610	110
TOTAL PLANNING		224,061	205,106	222,863	303,137	80,274



FUND - 1000 - GENERAL FUND  
 FUNCTION - 800 - COMMUNITY DEVELOPMENT  
 ACTIVITY - 8100 - PLAN. & COMM. DEVELOPMENT  
 DEPARTMENT - 810221 - ZONING ADMINISTRATOR

ACCOUNT-----	TITLE -----	-----	2017-2018 -----	2018-2019	2019-2020	NET
		BUDGET	ACTUAL	BUDGET	PROPOSED	CHANGE
41010	SALARIES & WAGES-REG.	106,801	101,357	117,760	127,753	9,993
41060	PTO - SEPARATION		91			-
TOTAL PERSONAL SERVICES		106,801	101,447	117,760	127,753	9,993
42010	FICA	8,171	7,278	9,009	9,773	764
42020	RETIREMENT - VRS	12,560	11,924	13,272	14,398	1,126
42050	HEALTH INSURANCE	19,579	10,447	9,580	14,788	5,208
42060	LIFE INSURANCE - VRS	1,399	1,328	1,543	1,674	131
42070	DISABILITY (VLDP)	618	598	678	754	76
42080	DENTAL INSURANCE	468	312	312	312	-
42110	WORKER'S COMP.	519	489	506	896	390
TOTAL FRINGE BENEFITS		43,314	32,378	34,900	42,595	7,695
43100	PROFESSIONAL SERVICES		31			-
43110	MEDICAL SERVICES		40			-
43700	CONTRACTED SERVICES	2,500	3,100	3,500	3,500	-
TOTAL PURCHASED SERVICES		2,500	3,171	3,500	3,500	-
44300	CENTRAL STORES	250	75	250	250	-
TOTAL INTERNAL SERVICES		250	75	250	250	-
45210	POSTAGE	960	960	960	960	-
45230	TELECOMMUNICATIONS	744	594	1,164	1,236	72
45370	PUB.OFFICIAL LIABILITY IN	376	324	390	339	(51)
45380	GENERAL LIABILITY INS.	143	140	169	139	(30)
45530	TRAINING & TRAVEL	3,292	1,468	3,592	1,926	(1,666)
45540	EDUCATION	1,000				-
45810	DUES & MEMBERSHIPS	125	50	275	250	(25)
TOTAL OTHER CHARGES		6,640	3,537	6,550	4,850	(1,700)
46010	OFFICE SUPPLIES	550	287	550	500	(50)
46110	UNIFORMS	600	716	600	800	200
46140	OTHER OPERATING SUPPLIES	600	57	600	600	-
TOTAL MATERIALS & SUPPLIES		1,750	1,059	1,750	1,900	150
TOTAL OTHER OPERATING EXPENSES		54,454	40,219	46,950	53,095	6,145
48121	FURNITURE & FIXTURES	500	425	500	300	(200)
48171	EDP EQUIPMENT	1,035	1,345	800	800	-
TOTAL CAP. OUTLAY-REPLACEMENTS		1,535	1,770	1,300	1,100	(200)

CITY OF HARRISONBURG, VA  
EXPENDITURE BUDGET

FUND - 1000 - GENERAL FUND  
 FUNCTION - 800 - COMMUNITY DEVELOPMENT  
 ACTIVITY - 8100 - PLAN. & COMM. DEVELOPMENT  
 DEPARTMENT - 810221 - ZONING ADMINISTRATOR

ACCOUNT-----	TITLE -----	----- BUDGET	2017-2018 ----- ACTUAL	2018-2019 BUDGET	2019-2020 PROPOSED	NET CHANGE
	TOTAL CAPITAL OUTLAY	1,535	1,770	1,300	1,100	(200)
	TOTAL ZONING ADMINISTRATOR	162,790	143,437	166,010	181,948	15,938

FUND - 1000 - GENERAL FUND  
 FUNCTION - 800 - COMMUNITY DEVELOPMENT  
 ACTIVITY - 8100 - PLAN. & COMM. DEVELOPMENT  
 DEPARTMENT - 810421 - BOARD OF ZONING APPEALS

ACCOUNT-----	TITLE -----	----- 2017-2018 -----	----- 2018-2019 -----	----- 2019-2020 -----	NET	
		BUDGET	ACTUAL	BUDGET	PROPOSED	CHANGE
41030	PT SALARIES & WAGES-REG	900	435	900	1,800	900
TOTAL PERSONAL SERVICES		900	435	900	1,800	900
42010	FICA	69	33	69	138	69
TOTAL FRINGE BENEFITS		69	33	69	138	69
43600	ADVERTISING	2,600	1,725	2,600	2,600	-
TOTAL PURCHASED SERVICESS		2,600	1,725	2,600	2,600	-
45530	TRAINING & TRAVEL	1,978	2,096	1,978	1,059	(919)
TOTAL OTHER CHARGES		1,978	2,096	1,978	1,059	(919)
TOTAL OTHER OPERATING EXPENSES		4,647	3,854	4,647	3,797	(850)
TOTAL BOARD OF ZONING APPEALS		5,547	4,289	5,547	5,597	50

FUND - 1000 - GENERAL FUND  
 FUNCTION - 800 - COMMUNITY DEVELOPMENT  
 ACTIVITY - 8100 - PLAN. & COMM. DEVELOPMENT  
 DEPARTMENT - 810521 - ECONOMIC DEVELOPMENT

ACCOUNT-----	TITLE -----	----- 2017-2018 -----	----- 2018-2019 -----	----- 2019-2020 -----	NET
		BUDGET	ACTUAL	PROPOSED	CHANGE
41010	SALARIES & WAGES-REG.	197,352	197,070	202,286	-
TOTAL PERSONAL SERVICES		197,352	197,070	202,286	-
42010	FICA	15,098	13,977	15,475	-
42020	RETIREMENT - VRS	23,209	23,172	22,798	-
42050	HEALTH INSURANCE	29,526	29,525	29,524	-
42060	LIFE INSURANCE - VRS	2,586	2,581	2,651	(1)
42070	DISABILITY (VLDP)	495	504	1,165	29
42080	DENTAL INSURANCE	312	312	312	-
42110	WORKER'S COMP.	220	229	302	36
TOTAL FRINGE BENEFITS		71,446	70,301	72,227	64
43100	PROFESSIONAL SERVICES	25,318	20,969	15,000	12,000
43134	LAB MKT & TRAINING SURVEY				20,000
43600	ADVERTISING	60,000	16,711	56,500	(1,500)
43603	SPONSORSHIPS	15,000	14,750	14,500	-
43890	STATE FEES AND PERMITS	60	80	60	55
TOTAL PURCHASED SERVICES		100,378	52,510	86,060	30,495
44200	C.G. - PARTS AND LABOR	1,500	905	1,500	-
44300	CENTRAL STORES	200		200	150
44310	C.G. - FUEL	900	642	900	900
TOTAL INTERNAL SERVICES		2,600	1,546	2,600	2,550
45210	POSTAGE	250		200	200
45230	TELECOMMUNICATIONS	2,016	1,586	1,548	1,432
45350	VEHICLE & EQUIPMENT INS.	259	233	240	233
45370	PUB.OFFICIAL LIABILITY IN	1,644	1,416	1,167	909
45380	GENERAL LIABILITY INS.	641	630	505	374
45410	LEASE/RENT OF EQUIPMENT	100	109	100	150
45530	TRAINING & TRAVEL	4,000	2,687	4,400	3,900
45745	PROPERTY REHAB TAX RELIEF	310,700	338,516	340,000	296,807
45746	INCENTIVE GRANTS	175,000	165,984	100,000	100,000
45748	DEVELOPMENT COST REIMB.			5,000	5,000
45749	EDA (SVCC) GRANT			120,000	
45753	E.D. PROGRAM COST REIMB				10,000
45810	DUES & MEMBERSHIPS	53,612	52,812	53,612	57,339
TOTAL OTHER CHARGES		548,222	563,973	626,772	476,344
46010	OFFICE SUPPLIES	450	56	350	300
46120	BOOKS & SUBSCRIPTIONS	250	1,498	250	250
46140	OTHER OPERATING SUPPLIES	200	51	150	100

CITY OF HARRISONBURG, VA  
EXPENDITURE BUDGET

FUND - 1000 - GENERAL FUND  
 FUNCTION - 800 - COMMUNITY DEVELOPMENT  
 ACTIVITY - 8100 - PLAN. & COMM. DEVELOPMENT  
 DEPARTMENT - 810521 - ECONOMIC DEVELOPMENT

ACCOUNT-----	TITLE -----	-----	2017-2018 -----	2018-2019	2019-2020	NET
		BUDGET	ACTUAL	BUDGET	PROPOSED	CHANGE
TOTAL MATERIALS & SUPPLIES		900	1,605	750	650	(100)
TOTAL OTHER OPERATING EXPENSES		723,546	689,936	788,409	668,390	(120,019)
48171 EDP EQUIPMENT		1,000		1,000	1,000	-
TOTAL CAP. OUTLAY-REPLACEMENTS		1,000		1,000	1,000	-
48228 DEVELOPMENT COST REIMB.		5,000				-
TOTAL CAPITAL OUTLAY-ADDITIONS		5,000				-
TOTAL CAPITAL OUTLAY		6,000		1,000	1,000	-
TOTAL ECONOMIC DEVELOPMENT		926,898	887,006	991,695	871,676	(120,019)

FUND - 1000 - GENERAL FUND  
 FUNCTION - 800 - COMMUNITY DEVELOPMENT  
 ACTIVITY - 8100 - PLAN. & COMM. DEVELOPMENT  
 DEPARTMENT - 810821 - TOURISM & VISITORS SER

ACCOUNT-----	TITLE -----	----- 2017-2018 -----	----- 2018-2019 -----	----- 2019-2020 -----	NET	
		BUDGET	ACTUAL	BUDGET	PROPOSED	CHANGE
41010	SALARIES & WAGES-REG.	132,036	131,955	135,425	135,429	4
41030	PT SALARIES & WAGES-REG	65,736	62,141	67,018	90,708	23,690
TOTAL PERSONAL SERVICES		197,772	194,096	202,443	226,137	23,694
42010	FICA	14,579	13,928	15,488	17,300	1,812
42020	RETIREMENT - VRS	15,581	15,516	15,262	15,263	1
42050	HEALTH INSURANCE	24,344	24,342	24,342	24,342	-
42060	LIFE INSURANCE - VRS	1,735	1,729	1,774	1,775	1
42070	DISABILITY (VLDP)	405	425	426	437	11
42080	DENTAL INSURANCE	468	468	468	468	-
42110	WORKER'S COMP.	198	210	282	366	84
TOTAL FRINGE BENEFITS		57,310	56,618	58,042	59,951	1,909
43100	PROFESSIONAL SERVICES	1,900	1,531	100	100	-
43165	CREDIT CARD SERVICE FEES	1,175	2,070	1,175	1,175	-
43320	SERVICE CONTRACTS	24,836	28,651	27,233	3,758	(23,475)
43360	MAINT & REP.-BLDGS & GNDS	3,000	3,502	9,000	4,500	(4,500)
43600	ADVERTISING	85,500	92,246	81,000	81,357	357
43601	CONTRACT PRINTING/MAILING	9,500	8,198	10,350	9,350	(1,000)
43603	SPONSORSHIPS	4,000	401	4,000	5,000	1,000
TOTAL PURCHASED SERVICES		129,911	136,599	132,858	105,240	(27,618)
44200	C.G. - PARTS AND LABOR	1,300	2,337	2,000	2,000	-
44300	CENTRAL STORES	2,000	1,270	2,000	2,000	-
44310	C.G. - FUEL	800	616	700	900	200
TOTAL INTERNAL SERVICES		4,100	4,222	4,700	4,900	200
45110	ELECTRICITY	10,000	8,311	8,800	9,400	600
45120	HEATING	2,500	3,030	2,900	2,900	-
45130	WATER & SEWER	1,500	3,767	1,500	1,500	-
45210	POSTAGE	15,300	12,246	14,300	12,300	(2,000)
45230	TELECOMMUNICATIONS	3,568	3,782	2,880	3,491	611
45310	BOILER & MACHINERY INS.	491	448	458	465	7
45340	PROPERTY INSURANCE	1,292	1,235	1,260	1,533	273
45350	VEHICLE & EQUIPMENT INS.	259	233	240	233	(7)
45360	SURETY BONDS	37	35	35	38	3
45370	PUB.OFFICIAL LIABILITY IN	1,078	928	1,000	1,061	61
45380	GENERAL LIABILITY INS.	409	402	433	437	4
45530	TRAINING & TRAVEL	7,500	9,395	7,006	6,980	(26)
45810	DUES & MEMBERSHIPS	2,487	3,340	2,245	2,745	500
TOTAL OTHER CHARGES		46,421	47,152	43,057	43,083	26
46010	OFFICE SUPPLIES	3,500	3,123	3,500	3,708	208

FUND - 1000 - GENERAL FUND  
 FUNCTION - 800 - COMMUNITY DEVELOPMENT  
 ACTIVITY - 8100 - PLAN. & COMM. DEVELOPMENT  
 DEPARTMENT - 810821 - TOURISM & VISITORS SER

ACCOUNT-----	TITLE -----	-----	2017-2018 -----	-----	2018-2019	2019-2020	NET
		BUDGET	ACTUAL		BUDGET	PROPOSED	CHANGE
46120	BOOKS & SUBSCRIPTIONS	200	309		200	1,599	1,399
46140	OTHER OPERATING SUPPLIES	2,000	1,763		2,000	1,500	(500)
46151	MERCHANDISE-RESALE	16,000	13,375		16,000	16,000	-
TOTAL MATERIALS & SUPPLIES		21,700	18,570		21,700	22,807	1,107
TOTAL OTHER OPERATING EXPENSES		259,442	263,162		260,357	235,981	(24,376)
48121	FURNITURE & FIXTURES	1,750	2,084		500		(500)
48171	EDP EQUIPMENT		1,599		1,100	2,250	1,150
48172	HARDWARE		251				-
TOTAL CAP. OUTLAY-REPLACEMENTS		1,750	3,934		1,600	2,250	650
48281	BUILDINGS & GROUNDS	26,000	2,104				-
TOTAL CAPITAL OUTLAY-ADDITIONS		26,000	2,104				-
TOTAL CAPITAL OUTLAY		27,750	6,038		1,600	2,250	650
TOTAL TOURISM & VISITORS SER		484,964	463,296		464,400	464,368	(32)

FUND - 1000 - GENERAL FUND  
 FUNCTION - 800 - COMMUNITY DEVELOPMENT  
 ACTIVITY - 8100 - PLAN. & COMM. DEVELOPMENT  
 DEPARTMENT - 810921 - DOWNTOWN PARKING SERVICES

ACCOUNT-----	TITLE -----	----- 2017-2018 -----		2018-2019	2019-2020	NET
		BUDGET	ACTUAL	BUDGET	PROPOSED	CHANGE
41010	SALARIES & WAGES-REG.	36,343	36,600			-
41020	SALARIES & WAGES-O/T		26			-
41030	PT SALARIES & WAGES-REG	59,297	45,804			-
TOTAL PERSONAL SERVICES		95,640	82,431			-
42010	FICA	7,317	5,646			-
42020	RETIREMENT - VRS	4,274	4,303			-
42050	HEALTH INSURANCE	14,763	14,763			-
42060	LIFE INSURANCE - VRS	476	479			-
42080	DENTAL INSURANCE	156	156			-
42110	WORKER'S COMP.	2,337	2,132			-
TOTAL FRINGE BENEFITS		29,323	27,479			-
43320	SERVICE CONTRACTS		91			-
43330	MAINT & REP.-MACH & EQUIP	500				-
43360	MAINT & REP.-BLDGS & GNDS	500				-
43600	ADVERTISING	150				-
43710	UNIFORM MAINTENANCE CONT.	1,000	593			-
TOTAL PURCHASED SERVICES		2,150	684			-
44200	C.G. - PARTS AND LABOR	1,500	8,257			-
44300	CENTRAL STORES	200				-
44302	C.S.-POWER.EQUIP.SUPPLIES	5,000	9,608			-
44310	C.G. - FUEL	1,400	1,881			-
TOTAL INTERNAL SERVICES		8,100	19,745			-
45110	ELECTRICITY	30,000	27,884			-
45130	WATER & SEWER	300	411			-
45210	POSTAGE	50	5			-
45230	TELECOMMUNICATIONS	1,000	891			-
45340	PROPERTY INSURANCE	9,416	8,867			-
45350	VEHICLE & EQUIPMENT INS.	468	422			-
45360	SURETY BONDS	3	3			-
45370	PUB.OFFICIAL LIABILITY IN	457	394			-
45380	GENERAL LIABILITY INS.	173	170			-
45400	LEASES & RENTALS	3,000	2,040			-
45530	TRAINING & TRAVEL	150				-
TOTAL OTHER CHARGES		45,017	41,087			-
46010	OFFICE SUPPLIES	500	672			-
46070	REPAIR & MAINT. SUPPLIES	1,500	1,428			-
46140	OTHER OPERATING SUPPLIES	200				-



CITY OF HARRISONBURG, VA  
EXPENDITURE BUDGET

FUND - 1000 - GENERAL FUND  
 FUNCTION - 800 - COMMUNITY DEVELOPMENT  
 ACTIVITY - 8100 - PLAN. & COMM. DEVELOPMENT  
 DEPARTMENT - 810921 - DOWNTOWN PARKING SERVICES

ACCOUNT-----	TITLE -----	----- 2017-2018 -----	2018-2019	2019-2020	NET	
		BUDGET	ACTUAL	BUDGET	PROPOSED	CHANGE
TOTAL MATERIALS & SUPPLIES		2,200	2,100			-
TOTAL OTHER OPERATING EXPENSES		86,790	91,095			-
48184 IMPROVEMENTS		5,000	4,756			-
TOTAL CAP. OUTLAY-REPLACEMENTS		5,000	4,756			-
48211 MACHINERY & EQUIPMENT		1,500	1,400			-
48273 SOFTWARE		1,000	928			-
TOTAL CAPITAL OUTLAY-ADDITIONS		2,500	2,328			-
TOTAL CAPITAL OUTLAY		7,500	7,084			-
TOTAL DOWNTOWN PARKING SERVICES		189,930	180,609			-

FUND - 1000 - GENERAL FUND  
 FUNCTION - 800 - COMMUNITY DEVELOPMENT  
 ACTIVITY - 8200 - ENVIRONMENTAL MGT.  
 DEPARTMENT - 820241 - BLACKS RUN GREENWAY

ACCOUNT-----	TITLE -----	----- 2017-2018 -----	----- 2018-2019 -----	----- 2019-2020 -----	NET	
		BUDGET	ACTUAL	BUDGET	PROPOSED	CHANGE
41010	SALARIES & WAGES-REG.	39,207	27,131	50,080	50,086	6
41020	SALARIES & WAGES-O/T			1,409	1,445	36
TOTAL PERSONAL SERVICES		39,207	27,131	51,489	51,531	42
42010	FICA	3,000	2,036	3,939	3,942	3
42020	RETIREMENT - VRS	4,610	3,352	5,644	5,645	1
42050	HEALTH INSURANCE	4,791				-
42060	LIFE INSURANCE - VRS	514	373	656	657	1
42080	DENTAL INSURANCE	156	104	156	156	-
42110	WORKER'S COMP.	650	633	433	422	(11)
TOTAL FRINGE BENEFITS		13,721	6,498	10,828	10,822	(6)
43100	PROFESSIONAL SERVICES		19	3,000	3,000	-
43110	MEDICAL SERVICES		40	50	50	-
43330	MAINT & REP.-MACH & EQUIP			200	200	-
43600	ADVERTISING	200		200	200	-
43710	UNIFORM MAINTENANCE CONT.			300	300	-
TOTAL PURCHASED SERVICES		200	59	3,750	3,750	-
44200	C.G. - PARTS AND LABOR			1,000	2,500	1,500
44300	CENTRAL STORES	250	1,222	250	250	-
44310	C.G. - FUEL			1,000	1,000	-
TOTAL INTERNAL SERVICES		250	1,222	2,250	3,750	1,500
45210	POSTAGE			50	50	-
45230	TELECOMMUNICATIONS	1,100	751	900	1,356	456
45350	VEHICLE & EQUIPMENT INS.				696	696
45370	PUB.OFFICIAL LIABILITY IN	137	118	107	120	13
45380	GENERAL LIABILITY INS.	52	51	46	49	3
45410	LEASE/RENT OF EQUIPMENT				1,000	1,000
45530	TRAINING & TRAVEL	527	1,209	2,800	840	(1,960)
45540	EDUCATION			600	600	-
TOTAL OTHER CHARGES		1,816	2,129	4,503	4,711	208
46010	OFFICE SUPPLIES	200	25	200	200	-
46110	UNIFORMS	200	281			-
46140	OTHER OPERATING SUPPLIES	5,425	14,426	4,500	4,500	-
TOTAL MATERIALS & SUPPLIES		5,825	14,732	4,700	4,700	-
TOTAL OTHER OPERATING EXPENSES		21,812	24,639	26,031	27,733	1,702

CITY OF HARRISONBURG, VA  
EXPENDITURE BUDGET

FUND - 1000 - GENERAL FUND  
FUNCTION - 800 - COMMUNITY DEVELOPMENT  
ACTIVITY - 8200 - ENVIRONMENTAL MGT.  
DEPARTMENT - 820241 - BLACKS RUN GREENWAY

ACCOUNT-----	TITLE -----	----- 2017-2018 -----		2018-2019	2019-2020	NET CHANGE
		BUDGET	ACTUAL	BUDGET	PROPOSED	
48151	MOTOR VEHICLES & EQUIP.			30,000		(30,000)
48172	HARDWARE	625				-
48184	IMPROVEMENTS			5,000	5,000	-
TOTAL CAP. OUTLAY-REPLACEMENTS		625		35,000	5,000	(30,000)
TOTAL CAPITAL OUTLAY		625		35,000	5,000	(30,000)
TOTAL BLACKS RUN GREENWAY		61,644	51,770	112,520	84,264	(28,256)

FUND - 1000 - GENERAL FUND  
 FUNCTION - 900 - NON-DEPARTMENTAL  
 ACTIVITY - 9201 - NON DEPARTMENTAL  
 DEPARTMENT - 910411 - CONTRIBUTIONS

ACCOUNT-----	TITLE -----	----- 2017-2018 -----		2018-2019	2019-2020	NET CHANGE
		BUDGET	ACTUAL	BUDGET	PROPOSED	
45642	CHAMBER OF COMMERCE	3,475	3,475	3,475	3,475	-
45644	SALVATION ARMY	25,000	25,000	25,000	25,000	-
45645	HBURG RESCUE SQUAD	44,215	38,368	55,479	69,796	14,317
45647	SHEN.VAL.SOIL & WAT. CONS	4,500	4,500	4,500	4,500	-
45648	BLUE RIDGE COMMUNITY COLL	67,672	67,672	67,672	67,672	-
45649	RHAM. CO. HISTORICAL SOC.	2,000	2,000	2,000	2,000	-
45650	VALLEY PROG.FOR AGING SVS	26,190	26,190	26,190	26,190	-
45651	WVPT - PUBLIC TELEVISION	2,250	2,250	2,250	1,745	(505)
45652	FIRST STEP, INC.	18,333	18,333	18,333	18,333	-
45659	BLUE RIDGE LEGAL SERVICES	10,019	10,019	10,019	10,019	-
45662	FREE CLINIC INC.	13,095	13,095	13,095	13,095	-
45663	COMMUNITY MEDIATION CTR.	3,500	3,500	3,500	3,500	-
45664	WOODBINE CEMETERY	1,500	1,500	1,500	1,500	-
45669	BOYS AND GIRLS CLUB	51,500	51,500	51,500	51,500	-
45678	NEWTOWN CEMETERY	1,500	1,500	1,500	1,500	-
45805	OPEN DOORS	14,500	14,500	14,500	14,500	-
45883	FIRST NIGHT	10,000	10,000	10,000	10,000	-
45885	ARTS COUNCIL OF VALLEY	34,920	34,920	34,920	34,920	-
45886	QUILT MUSEUM	1,800	1,800	1,800	1,800	-
45890	LITTLE LEAGUE ASSOCIATION	6,000	6,000	6,000	6,000	-
45893	CATS CRADLE	375	252	375	375	-
45896	ROBERTA WEBB CHILD CARE C	10,476	10,476	10,476	10,476	-
45900	BIG BROTHERS/BIG SISTERS	8,730	8,730	8,730	8,730	-
45902	NEWBRIDGES IMMIGRANT RESO	6,500	6,500	6,500	6,500	-
45905	SECOND HOME CHILD CARE CT	13,095	13,095	13,095	13,095	-
45909	HDR (VALLEY 4TH)	8,500	8,500	8,500	8,500	-
45910	SHEN VALLEY SPAY & NEUTER	120	120	120	120	-
45912	OUR COMMUNITY PLACE	4,850	4,850	4,850	4,850	-
45915	H'BURG DOWNTOWN RENAISSAN	126,151	127,006	143,151	143,151	-
45916	COURT SQUARE THEATER	50,000	50,000	50,000	50,000	-
45918	FIRST TEE PROGRAM	70,000	70,000	70,000	70,000	-
TOTAL OTHER CHARGES		640,766	635,531	669,030	682,842	13,812
47005	CENT. SHEN. PLANNING DIST	45,393	46,927	47,100	47,192	92
47040	SHEN VALLEY REG AIRPORT	67,923	67,923	67,923	67,923	-
TOTAL PMT. TO JOINT OPERATIONS		113,316	114,850	115,023	115,115	92
TOTAL OTHER OPERATING EXPENSES		754,082	750,381	784,053	797,957	13,904
TOTAL CONTRIBUTIONS		754,082	750,381	784,053	797,957	13,904

FUND - 1000 - GENERAL FUND  
 FUNCTION - 900 - NON-DEPARTMENTAL  
 ACTIVITY - 9201 - NON DEPARTMENTAL  
 DEPARTMENT - 910511 - JOINT OPERATIONS

ACCOUNT-----	TITLE -----	-----	2017-2018 -----	2018-2019	2019-2020	NET
		BUDGET	ACTUAL	BUDGET	PROPOSED	CHANGE
47070	JAIL, COURTS, ETC.	5,106,451	4,607,965	5,128,868	5,451,000	322,132
47071	SOCIAL SERVICES DISTRICT	1,659,107	1,659,107	1,759,115	1,624,000	(135,115)
47073	CHILDREN'S SERVICES ACT	1,773,841	1,773,841	1,761,915	1,797,000	35,085
TOTAL PMT. TO JOINT OPERATIONS		8,539,399	8,040,913	8,649,898	8,872,000	222,102
TOTAL OTHER OPERATING EXPENSES		8,539,399	8,040,913	8,649,898	8,872,000	222,102
TOTAL JOINT OPERATIONS		8,539,399	8,040,913	8,649,898	8,872,000	222,102

CITY OF HARRISONBURG, VA  
EXPENDITURE BUDGET

FUND - 1000 - GENERAL FUND  
 FUNCTION - 900 - NON-DEPARTMENTAL  
 ACTIVITY - 9201 - NON DEPARTMENTAL  
 DEPARTMENT - 910811 - CONFERENCE CENTER (SVCC)

ACCOUNT-----	TITLE -----	----- 2017-2018 -----		2018-2019 BUDGET	2019-2020 PROPOSED	NET CHANGE
		BUDGET	ACTUAL			
45749	EDA (SVCC) GRANT				1,100,000	1,100,000
TOTAL OTHER CHARGES						1,100,000
TOTAL OTHER OPERATING EXPENSES						1,100,000
TOTAL CONFERENCE CENTER (SVCC)						1,100,000

CITY OF HARRISONBURG, VA  
EXPENDITURE BUDGET

FUND - 1000 - GENERAL FUND  
 FUNCTION - 900 - NON-DEPARTMENTAL  
 ACTIVITY - 9400 - RESERVE FOR CONTINGENCIES  
 DEPARTMENT - 940111 - RESERVE FOR CONTINGENCIES

ACCOUNT-----	TITLE -----	----- 2017-2018 -----		2018-2019 BUDGET	2019-2020 PROPOSED	NET CHANGE
		BUDGET	ACTUAL			
49310	RESERVE FOR CONTINGENCIES			215,000	290,000	75,000
49311	RES.FOR SALARY INCREASE				774,450	774,450
TOTAL RESERVES				215,000	1,064,450	849,450
TOTAL OTHER USES OF FUNDS				215,000	1,064,450	849,450
TOTAL RESERVE FOR CONTINGENCIES				215,000	1,064,450	849,450

CITY OF HARRISONBURG, VA  
EXPENDITURE BUDGET

FUND - 1000 - GENERAL FUND  
FUNCTION - 900 - NON-DEPARTMENTAL  
ACTIVITY - 9800 - DEBT SERVICE  
DEPARTMENT - 980142 - DEBT SERVICE

ACCOUNT-----	TITLE -----	----- 2017-2018 -----		2018-2019	2019-2020	NET
		BUDGET	ACTUAL	BUDGET	PROPOSED	CHANGE
49119	VPSA BONDS	2,225,000	2,225,000	2,315,000	2,415,000	100,000
49400	CAP LEASE (RADIO SYS)	454,000	454,000	471,000	489,000	18,000
49402	HRHA (CHILDREN'S MUSEUM)	60,444	60,443	62,978	65,619	2,641
49408	G.O. SERIES 2009A (VRA)	100,000	100,000	105,000	105,000	-
49412	G.O. SERIES 2010A	415,000	415,000	430,000	445,000	15,000
49414	G.O. SERIES 2010B	360,623	360,622	371,840	310,236	(61,604)
49415	G.O. SERIES 2011	1,120,000	1,120,000	1,165,000	1,215,000	50,000
49416	G.O. SERIES 2012	500,000	500,000	511,000	523,000	12,000
49417	G.O. SERIES 2014A	565,000	565,000	570,000	590,000	20,000
49418	G.O. SERIES 2014B	1,885,000	1,885,000	1,985,000	2,085,000	100,000
49419	G.O. SERIES 2015	237,000	237,000	242,000	248,000	6,000
49420	G.O. SERIES 2016	1,100,000	1,100,000	1,135,000	1,185,000	50,000
49421	G.O. SERIES 2017			450,000	460,000	10,000
49423	G.O. SERIES 2018 (VPSA)				160,000	160,000
TOTAL PRINCIPAL		9,022,067	9,022,065	9,813,818	10,295,855	482,037
49129	VPSA BONDS	1,212,143	1,212,143	1,099,823	981,545	(118,278)
49150	BANK HANDLING CHARGES	6,000	5,270	5,500	5,500	-
49152	ARBITRAGE REBATE SERVICES	3,000				-
49500	CAP LEASE (RADIO SYS)	44,632	44,631	27,242	9,194	(18,048)
49502	HRHA (CHILDREN'S MUSEUM)	7,225	7,224	4,691	2,050	(2,641)
49508	G.O. SERIES 2009A (VRA)	22,907	22,906	17,654	12,422	(5,232)
49512	G.O. SERIES 2010A	232,825	232,825	215,925	201,763	(14,162)
49514	G.O. SERIES 2010B	144,603	144,603	129,898	115,948	(13,950)
49515	G.O. SERIES 2011	617,607	617,606	583,107	541,582	(41,525)
49516	G.O. SERIES 2012	129,932	129,932	118,811	107,437	(11,374)
49517	G.O. SERIES 2014A	399,369	399,369	388,019	376,419	(11,600)
49518	G.O. SERIES 2014B	1,669,525	1,669,525	1,572,775	1,471,025	(101,750)
49519	G.O. SERIES 2015	87,012	87,012	81,456	75,772	(5,684)
49520	G.O. SERIES 2016	1,491,475	1,491,475	1,452,275	1,399,950	(52,325)
49521	G.O. SERIES 2017	16,616	16,616	37,825	29,726	(8,099)
49523	G.O. SERIES 2018 (VPSA)				264,530	264,530
TOTAL INTEREST & FISCAL CHARGES		6,084,871	6,081,137	5,735,001	5,594,863	(140,138)
TOTAL DEBT SERVICE		15,106,938	15,103,202	15,548,819	15,890,718	341,899
TOTAL OTHER USES OF FUNDS		15,106,938	15,103,202	15,548,819	15,890,718	341,899
TOTAL DEBT SERVICE		15,106,938	15,103,202	15,548,819	15,890,718	341,899



CITY OF HARRISONBURG, VA  
EXPENDITURE BUDGET

FUND - 1000 - GENERAL FUND  
 FUNCTION - 900 - NON-DEPARTMENTAL  
 ACTIVITY - 9900 - TRANSFERS  
 DEPARTMENT - 990111 - TRANSFERS

ACCOUNT-----	TITLE -----	-----	2017-2018 -----	-----	2018-2019	2019-2020	NET
		BUDGET	ACTUAL		BUDGET	PROPOSED	CHANGE
49218	TR ECC FUND	2,275,703	2,275,703		2,244,118	2,325,651	81,533
49219	TR TO GENERAL CAP PROJ	2,696,109	2,696,109		1,422,627	2,925,000	1,502,373
49220	TR TO SCHOOL FUND	33,262,539	33,262,539		34,419,222	35,803,308	1,384,086
49225	TR TO SCHOOL CAP PROJECTS	151,741	151,741				-
49270	TR TO PUBLIC TRANSP FUND	250,000	250,000		250,000	250,000	-
TOTAL FUND TRANSFERS		38,636,092	38,636,092		38,335,967	41,303,959	2,967,992
TOTAL OTHER USES OF FUNDS		38,636,092	38,636,092		38,335,967	41,303,959	2,967,992
TOTAL TRANSFERS		38,636,092	38,636,092		38,335,967	41,303,959	2,967,992
TOTAL GENERAL FUND		116,946,320	111,116,372		115,826,518	123,655,115	7,828,597

FUND - 1111 - SCHOOL FUND  
FUNCTION - 1111 - SCHOOL

DEPARTMENT - 111114 - SCHOOL FUND

ACCOUNT-----	TITLE -----	----- 2017-2018 -----		2018-2019	2019-2020	NET CHANGE
		BUDGET	ACTUAL	BUDGET	PROPOSED	
40610	INSTRUCTION	59,258,832	58,867,701	61,318,279	64,371,046	3,052,767
40620	ADMIN-ATTEND-HEALTH SER.	4,442,586	4,399,273	4,533,159	4,742,138	208,979
40630	PUPIL TRANSPORTATION	3,949,614	3,790,903	4,327,727	4,358,704	30,977
40640	OPERATIONS & MAINTENANCE	5,561,729	5,524,916	6,031,006	6,184,924	153,918
40680	TECHNOLOGY	3,679,693	3,587,846	3,740,432	3,881,444	141,012
TOTAL SCHOOLS		76,892,454	76,170,638	79,950,603	83,538,256	3,587,653
TOTAL SCHOOL FUND		76,892,454	76,170,638	79,950,603	83,538,256	3,587,653
TOTAL SCHOOL FUND		76,892,454	76,170,638	79,950,603	83,538,256	3,587,653

FUND - 1114 - SCHOOL NUTRITION FUND  
FUNCTION - 1114 - SCHOOL NUTRITION FUND

DEPARTMENT - 111414 - SCHOOL NUTRITION FUND

ACCOUNT-----	TITLE -----	-----	2017-2018 -----	2018-2019	2019-2020	NET
		BUDGET	ACTUAL	BUDGET	PROPOSED	CHANGE
40650	FOOD SERVICES	4,159,700	3,910,538	4,398,105	4,401,503	3,398
40680	TECHNOLOGY	30,800	15,587	30,000	25,000	(5,000)
TOTAL SCHOOLS		4,190,500	3,926,124	4,428,105	4,426,503	(1,602)
TOTAL SCHOOL NUTRITION FUND		4,190,500	3,926,124	4,428,105	4,426,503	(1,602)
TOTAL SCHOOL NUTRITION FUND		4,190,500	3,926,124	4,428,105	4,426,503	(1,602)

FUND - 1116 - EMERG COMM CENTER FUND  
FUNCTION - 300 - PUBLIC SAFETY  
ACTIVITY - 3200 - FIRE & RESCUE  
DEPARTMENT - 321132 - EMERG COMMUNICATIONS CENT

ACCOUNT-----	TITLE -----	----- 2017-2018 -----	----- 2018-2019 -----	2019-2020	NET
		BUDGET	ACTUAL	PROPOSED	CHANGE
41010	SALARIES & WAGES-REG.	1,969,381	1,846,521	2,233,100	35,910
41017	STAND BY PAY	15,000	9,316	12,000	-
41020	SALARIES & WAGES-O/T	140,000	126,810	154,528	(1,719)
41027	STANDBY & BLENDED - OT	10,000	14,514	8,000	-
41030	PT SALARIES & WAGES-REG	80,866	88,262	78,319	6,443
41040	PT SALARIES & WAGES-O/T		2,431		-
41050	ANNUAL LEAVE - SEPARATION	5,000	2,531	5,000	-
41051	SICK LEAVE - SEPARATION	5,000	3,819	5,000	-
41060	PTO - SEPARATION	1,000	6,408	1,000	-
TOTAL PERSONAL SERVICES		2,226,247	2,100,612	2,496,947	40,634
42010	FICA	170,309	147,226	191,017	3,108
42020	RETIREMENT - VRS	231,600	221,439	251,671	4,046
42050	HEALTH INSURANCE	275,079	256,673	286,544	(3,884)
42060	LIFE INSURANCE - VRS	25,799	24,645	29,254	470
42070	DISABILITY (VLDP)	4,976	4,830	6,651	547
42080	DENTAL INSURANCE	7,176	6,305	7,332	156
42090	UNEMPLOYMENT	1,000	895	1,000	-
42110	WORKER'S COMP.	5,500	4,645	6,472	(2,161)
TOTAL FRINGE BENEFITS		721,439	664,868	779,941	2,282
43090	RENTAL OF PROPERTY	129,500	128,502	135,713	-
43100	PROFESSIONAL SERVICES		138	10,000	-
43110	MEDICAL SERVICES	10,500	5,625	8,505	-
43120	ACCOUNTING & AUDITING	9,400	9,400	9,700	400
43310	REPAIRS & MAINTENANCE		13,268		-
43320	SERVICE CONTRACTS	926,852	850,640	937,668	56,508
43330	MAINT & REP.-MACH & EQUIP	88,300	70,775	129,520	-
43340	MAINT & REP.-FURN & FIX	21,760	22,265	41,750	-
43360	MAINT & REP.-BLDGS & GNDS	97,500	14,211	97,500	-
43600	ADVERTISING	3,400	14,739	13,500	(4,250)
TOTAL PURCHASED SERVICES		1,287,212	1,129,563	1,383,856	52,658
44200	C.G. - PARTS AND LABOR	8,000	6,506	10,000	(3,500)
44307	C.S.-OFFICE SUPPLIES	1,600	1,355	2,349	-
44309	C.S.-OTHER SUPPLIES	950	266	600	-
44310	C.G. - FUEL	7,300	8,144	7,300	200
TOTAL INTERNAL SERVICES		17,850	16,271	20,249	(3,300)
45110	ELECTRICITY	78,000	83,214	85,000	-
45119	NATURAL GAS	10,700	5,931	10,000	(1,000)
45120	HEATING		4,612		-
45130	WATER & SEWER	2,500	2,525	2,500	-
45210	POSTAGE	200	177	350	-

FUND - 1116 - EMERG COMM CENTER FUND  
 FUNCTION - 300 - PUBLIC SAFETY  
 ACTIVITY - 3200 - FIRE & RESCUE  
 DEPARTMENT - 321132 - EMERG COMMUNICATIONS CENT

ACCOUNT-----	TITLE -----	----- 2017-2018 -----		2018-2019	2019-2020	NET
		BUDGET	ACTUAL	BUDGET	PROPOSED	CHANGE
45230	TELECOMMUNICATIONS	127,824	76,354	128,772	106,500	(22,272)
45240	E911 TELECOMMUNICATIONS	139,200	126,952	138,024	138,024	-
45310	BOILER & MACHINERY INS.	1,773	1,504	1,543	1,609	66
45340	PROPERTY INSURANCE	7,379	6,952	7,149	7,912	763
45350	VEHICLE & EQUIPMENT INS.	7,475	7,072	7,200	7,830	630
45360	SURETY BONDS	166	166	170	189	19
45380	GENERAL LIABILITY INS.	2,985	2,805	3,085	3,388	303
45394	RETIREE H'CARE BENEFIT	3,600	3,300	3,600	3,600	-
45395	LODA - VOLUNTEERS	4,608	4,572	5,530	6,331	801
45530	TRAINING & TRAVEL	75,600	30,302	46,808	52,500	5,692
45810	DUES & MEMBERSHIPS	38,100	9,441	36,472	36,472	-
45814	LANGUAGE LINE-INTERPRETAT	21,500	13,038	17,400	14,900	(2,500)
45850	FREIGHT & DRAYAGE	200	148	300	300	-
TOTAL OTHER CHARGES		521,810	379,066	493,903	476,405	(17,498)
46010	OFFICE SUPPLIES	11,100	15,405	22,500	16,200	(6,300)
46070	REPAIR & MAINT. SUPPLIES	4,000	4,217	4,500	4,500	-
46078	MAINT & REPAIRS-COMPUTERS	8,100	18,526	9,000	9,000	-
46110	UNIFORMS	12,000	9,492	14,500	9,550	(4,950)
46120	BOOKS & SUBSCRIPTIONS	400		225	225	-
46140	OTHER OPERATING SUPPLIES	10,150	12,681	12,795	12,795	-
46153	RADIO REP/PRCH FOR OTHERS	429,847	359,097	250,000	250,000	-
TOTAL MATERIALS & SUPPLIES		475,597	419,418	313,520	302,270	(11,250)
TOTAL OTHER OPERATING EXPENSES		3,023,908	2,609,186	2,991,469	3,014,361	22,892
48131	RADIO EQUIPMENT	50,000				-
TOTAL CAP. OUTLAY-REPLACEMENTS		50,000				-
48231	RADIO EQUIPMENT	250,000	129,301	126,000	105,000	(21,000)
48272	HARDWARE	150,000	47,236			-
48273	SOFTWARE	150,000				-
TOTAL CAPITAL OUTLAY-ADDITIONS		550,000	176,537	126,000	105,000	(21,000)
TOTAL CAPITAL OUTLAY		600,000	176,537	126,000	105,000	(21,000)
49247	TR TO ECC CAP PROJ	215,000	215,000		500,000	500,000
TOTAL FUND TRANSFERS		215,000	215,000		500,000	500,000
49311	RES.FOR SALARY INCREASE				81,840	81,840

CITY OF HARRISONBURG, VA  
EXPENDITURE BUDGET

FUND - 1116 - EMERG COMM CENTER FUND  
 FUNCTION - 300 - PUBLIC SAFETY  
 ACTIVITY - 3200 - FIRE & RESCUE  
 DEPARTMENT - 321132 - EMERG COMMUNICATIONS CENT

ACCOUNT-----	TITLE -----	-----	2017-2018 -----	2018-2019	2019-2020	NET
		BUDGET	ACTUAL	BUDGET	PROPOSED	CHANGE
TOTAL RESERVES					81,840	81,840
TOTAL OTHER USES OF FUNDS		215,000	215,000		581,840	581,840
TOTAL EMERG COMMUNICATIONS CENT		6,065,155	5,101,335	5,614,416	6,238,782	624,366
TOTAL EMERG COMM CENTER FUND		6,065,155	5,101,335	5,614,416	6,238,782	624,366

FUND - 1117 - COMM DEV BLOCK GRANT FUND  
 FUNCTION - 800 - COMMUNITY DEVELOPMENT  
 ACTIVITY - 8100 - PLAN. & COMM. DEVELOPMENT  
 DEPARTMENT - 810721 - COMM DEV BLOCK GRANT

ACCOUNT-----	TITLE -----	----- 2017-2018 -----		2018-2019	2019-2020	NET
		BUDGET	ACTUAL	BUDGET	PROPOSED	CHANGE
41010	SALARIES & WAGES-REG.	14,337	16,920	5,412	5,412	-
41030	PT SALARIES & WAGES-REG	25,430	20,621	25,940	26,590	650
TOTAL PERSONAL SERVICES		39,767	37,541	31,352	32,002	650
42010	FICA	3,042	2,762	2,398	2,448	50
42020	RETIREMENT - VRS	1,687	1,939	612	610	(2)
42050	HEALTH INSURANCE	2,215	2,214	500	738	238
42060	LIFE INSURANCE - VRS	189	216	71	71	-
42080	DENTAL INSURANCE	180	23	8		(8)
42110	WORKER'S COMP.	22	22	21	23	2
TOTAL FRINGE BENEFITS		7,335	7,178	3,610	3,890	280
43100	PROFESSIONAL SERVICES	5,000	878	22,000	22,000	-
43120	ACCOUNTING & AUDITING	900	900	950	1,000	50
43600	ADVERTISING	2,000	1,508	2,000	2,000	-
43700	CONTRACTED SERVICES		18			-
TOTAL PURCHASED SERVICES		7,900	3,303	24,950	25,000	50
45210	POSTAGE	500	61	500	500	-
45230	TELECOMMUNICATIONS	1,700	602	1,547	1,700	153
45370	PUB.OFFICIAL LIABILITY IN	869	748	856	673	(183)
45380	GENERAL LIABILITY INS.	329	324	370	277	(93)
45410	LEASE/RENT OF EQUIPMENT	1,200	1,934	1,200	1,200	-
45530	TRAINING & TRAVEL	1,500	25	1,500	1,500	-
45676	CDBG PROJECTS & PROGRAMS	868,606	308,331	438,057	491,532	53,475
45810	DUES & MEMBERSHIPS	526		526	526	-
TOTAL OTHER CHARGES		875,230	312,026	444,556	497,908	53,352
46010	OFFICE SUPPLIES	500	31	500		(500)
TOTAL MATERIALS & SUPPLIES		500	31	500		(500)
TOTAL OTHER OPERATING EXPENSES		890,965	322,538	473,616	526,798	53,182
48121	FURNITURE & FIXTURES	1,000		1,000	1,000	-
TOTAL CAP. OUTLAY-REPLACEMENTS		1,000		1,000	1,000	-
TOTAL CAPITAL OUTLAY		1,000		1,000	1,000	-
49311	RES.FOR SALARY INCREASE				200	200

CITY OF HARRISONBURG, VA  
EXPENDITURE BUDGET

FUND - 1117 - COMM DEV BLOCK GRANT FUND  
 FUNCTION - 800 - COMMUNITY DEVELOPMENT  
 ACTIVITY - 8100 - PLAN. & COMM. DEVELOPMENT  
 DEPARTMENT - 810721 - COMM DEV BLOCK GRANT

ACCOUNT-----	TITLE -----	-----	2017-2018 -----	2018-2019	2019-2020	NET
		BUDGET	ACTUAL	BUDGET	PROPOSED	CHANGE
TOTAL RESERVES					200	200
TOTAL OTHER USES OF FUNDS					200	200
TOTAL COMM DEV BLOCK GRANT		931,732	360,079	505,968	560,000	54,032
TOTAL COMM DEV BLOCK GRANT FUND		931,732	360,079	505,968	560,000	54,032



FUND - 1118 - SCHOOL TRNSPORTATION FUND  
 FUNCTION - 600 - SCHOOL TRANSPORTATION  
 ACTIVITY - 6302 - PUPIL TRANSPORTATION  
 DEPARTMENT - 622081 - SCHOOL BUSES

ACCOUNT-----	TITLE -----	-----	2017-2018 -----	-----	2018-2019	2019-2020	NET
		BUDGET	ACTUAL		BUDGET	PROPOSED	CHANGE
41010	SALARIES & WAGES-REG.	1,202,148	1,193,809		1,357,178	1,369,315	12,137
41020	SALARIES & WAGES-O/T	11,200	16,301		11,561	11,617	56
41030	PT SALARIES & WAGES-REG	166,397	155,841		165,058	169,807	4,749
41040	PT SALARIES & WAGES-O/T	782	1,050		697	1,000	303
41050	ANNUAL LEAVE - SEPARATION		1,048		500	500	-
41051	SICK LEAVE - SEPARATION		1,455		500	500	-
41060	PTO - SEPARATION		259		500	500	-
TOTAL PERSONAL SERVICES		1,380,527	1,369,761		1,535,994	1,553,239	17,245
42010	FICA	105,612	91,515		117,504	118,823	1,319
42020	RETIREMENT - VRS	105,323	100,009		123,154	113,518	(9,636)
42050	HEALTH INSURANCE	328,401	297,884		339,626	303,056	(36,570)
42060	LIFE INSURANCE - VRS	11,733	11,140		14,315	13,166	(1,149)
42070	DISABILITY (VLDP)	1,850	1,532		1,794	3,014	1,220
42080	DENTAL INSURANCE	6,714	5,791		6,871	8,533	1,662
42110	WORKER'S COMP.	18,405	19,819		32,122	35,002	2,880
TOTAL FRINGE BENEFITS		578,038	527,690		635,386	595,112	(40,274)
43100	PROFESSIONAL SERVICES		241		1,000	1,000	-
43110	MEDICAL SERVICES	9,000	6,340		9,000	10,000	1,000
43133	COMPUTER SUPPORT	500			500	500	-
43310	REPAIRS & MAINTENANCE				100	100	-
43320	SERVICE CONTRACTS	33,000	42,636		33,000	37,000	4,000
43330	MAINT & REP.-MACH & EQUIP	500			500	500	-
43600	ADVERTISING	500	152		500	500	-
TOTAL PURCHASED SERVICES		43,500	49,369		44,600	49,600	5,000
44200	C.G. - PARTS AND LABOR	550,000	596,020		615,000	625,000	10,000
44300	CENTRAL STORES		32		500	500	-
44310	C.G. - FUEL	175,000	230,872		195,000	205,000	10,000
TOTAL INTERNAL SERVICES		725,000	826,925		810,500	830,500	20,000
45110	ELECTRICITY	4,000	3,930		3,000	3,000	-
45230	TELECOMMUNICATIONS	1,000	1,631		1,490	2,000	510
45350	VEHICLE & EQUIPMENT INS.	49,376	44,085		45,765	56,151	10,386
45370	PUB.OFFICIAL LIABILITY IN	5,749	4,949		5,634	6,579	945
45380	GENERAL LIABILITY INS.	2,179	2,141		2,439	2,709	270
45394	RETIREE H'CARE BENEFIT	2,160	1,980		1,800		(1,800)
45530	TRAINING & TRAVEL	3,000	1,996		3,000	4,000	1,000
45810	DUES & MEMBERSHIPS	500			500		(500)
TOTAL OTHER CHARGES		67,964	60,713		63,628	74,439	10,811
46010	OFFICE SUPPLIES	200	33		200	200	-

CITY OF HARRISONBURG, VA  
EXPENDITURE BUDGET

FUND - 1118 - SCHOOL TRNSPORTATION FUND  
 FUNCTION - 600 - SCHOOL TRANSPORTATION  
 ACTIVITY - 6302 - PUPIL TRANSPORTATION  
 DEPARTMENT - 622081 - SCHOOL BUSES

ACCOUNT-----	TITLE -----	----- 2017-2018 -----		2018-2019	2019-2020	NET
		BUDGET	ACTUAL	BUDGET	PROPOSED	CHANGE
46120	BOOKS & SUBSCRIPTIONS	500	213	500		(500)
46140	OTHER OPERATING SUPPLIES	2,000	994	2,000	2,000	-
TOTAL MATERIALS & SUPPLIES		2,700	1,240	2,700	2,200	(500)
TOTAL OTHER OPERATING EXPENSES		1,417,202	1,465,936	1,556,814	1,551,851	(4,963)
48111	MACHINERY & EQUIPMENT	500		200		(200)
48121	FURNITURE & FIXTURES	500		200		(200)
TOTAL CAP. OUTLAY-REPLACEMENTS		1,000		400		(400)
48231	RADIO EQUIPMENT	20,000		10,000		(10,000)
48254	SCHOOL BUSES	400,000	357,528	400,000	400,000	-
48271	EDP EQUIPMENT	7,832	2,832	4,800	4,000	(800)
TOTAL CAPITAL OUTLAY-ADDITIONS		427,832	360,360	414,800	404,000	(10,800)
TOTAL CAPITAL OUTLAY		428,832	360,360	415,200	404,000	(11,200)
49311	RES.FOR SALARY INCREASE				64,910	64,910
TOTAL RESERVES					64,910	64,910
TOTAL OTHER USES OF FUNDS					64,910	64,910
TOTAL SCHOOL BUSES		3,226,561	3,196,058	3,508,008	3,574,000	65,992

FUND - 1118 - SCHOOL TRNSPORTATION FUND  
 FUNCTION - 600 - SCHOOL TRANSPORTATION  
 ACTIVITY - 6302 - PUPIL TRANSPORTATION  
 DEPARTMENT - 632081 - FIELD TRIPS & CHARTERS

ACCOUNT-----	TITLE -----	----- 2017-2018 -----		2018-2019	2019-2020	NET
		BUDGET	ACTUAL	BUDGET	PROPOSED	CHANGE
41010	SALARIES & WAGES-REG.	46,108	58,061	52,211	58,123	5,912
41020	SALARIES & WAGES-O/T	10,814	8,894	9,680	12,773	3,093
41030	PT SALARIES & WAGES-REG	19,565	23,076	23,956	24,952	996
41040	PT SALARIES & WAGES-O/T	553	1,582	720	3,677	2,957
TOTAL PERSONAL SERVICES		77,040	91,613	86,567	99,525	12,958
42010	FICA	5,894	6,207	6,622	7,614	992
42020	RETIREMENT - VRS	4,039	4,243	5,848	6,551	703
42050	HEALTH INSURANCE	12,961	15,866	15,112	14,893	(219)
42060	LIFE INSURANCE - VRS	450	473	680	762	82
42070	DISABILITY (VLDP)	87	106	150	328	178
42080	DENTAL INSURANCE	252	287	377	340	(37)
42110	WORKER'S COMP.	1,151	1,337	1,773	2,195	422
TOTAL FRINGE BENEFITS		24,834	28,519	30,562	32,683	2,121
43110	MEDICAL SERVICES	300	315	300	300	-
43330	MAINT & REP.-MACH & EQUIP	200				-
43600	ADVERTISING	200				-
TOTAL PURCHASED SERVICES		700	315	300	300	-
44200	C.G. - PARTS AND LABOR	70,000	50,244	70,000	70,000	-
44310	C.G. - FUEL	10,000	11,407	10,000	11,000	1,000
TOTAL INTERNAL SERVICES		80,000	61,651	80,000	81,000	1,000
45230	TELECOMMUNICATIONS	300	254	300	300	-
45350	VEHICLE & EQUIPMENT INS.	8,409	7,607	7,836	8,812	976
45370	PUB.OFFICIAL LIABILITY IN	400	344	442	442	-
45380	GENERAL LIABILITY INS.	152	149	191	182	(9)
45530	TRAINING & TRAVEL		20			-
TOTAL OTHER CHARGES		9,261	8,374	8,769	9,736	967
TOTAL OTHER OPERATING EXPENSES		114,795	98,860	119,631	123,719	4,088
48131	RADIO EQUIPMENT	5,000				-
TOTAL CAP. OUTLAY-REPLACEMENTS		5,000				-
TOTAL CAPITAL OUTLAY		5,000				-
TOTAL FIELD TRIPS & CHARTERS		196,835	190,472	206,198	223,244	17,046

FUND - 1118 - SCHOOL TRNSPORTATION FUND  
 FUNCTION - 600 - SCHOOL TRANSPORTATION  
 ACTIVITY - 6302 - PUPIL TRANSPORTATION  
 DEPARTMENT - 662081 - ADMINISTRATION

ACCOUNT-----	TITLE -----	-----	2017-2018 -----	-----	2018-2019	2019-2020	NET
		BUDGET	ACTUAL		BUDGET	PROPOSED	CHANGE
41010	SALARIES & WAGES-REG.	215,701	205,212		249,292	231,723	(17,569)
41020	SALARIES & WAGES-O/T	5,368	6,509		8,109	8,100	(9)
41030	PT SALARIES & WAGES-REG	16,822	20,925		25,016	11,480	(13,536)
41040	PT SALARIES & WAGES-O/T	3,834	5,763		5,428	1,545	(3,883)
41050	ANNUAL LEAVE - SEPARATION	4,410	595		1,317	500	(817)
41051	SICK LEAVE - SEPARATION	3,500	1,006		2,404	500	(1,904)
41054	PTO - PAYOUT		231				-
41060	PTO - SEPARATION		1,250				-
TOTAL PERSONAL SERVICES		249,635	241,491		291,566	253,848	(37,718)
42010	FICA	19,097	16,947		22,305	19,420	(2,885)
42020	RETIREMENT - VRS	25,239	24,818		27,920	26,116	(1,804)
42050	HEALTH INSURANCE	30,213	31,469		37,414	28,714	(8,700)
42060	LIFE INSURANCE - VRS	2,811	2,845		3,246	3,036	(210)
42070	DISABILITY (VLDP)	202	257		442	712	270
42080	DENTAL INSURANCE	656	609		726	781	55
42110	WORKER'S COMP.	1,050	947		1,345	2,111	766
TOTAL FRINGE BENEFITS		79,268	77,892		93,398	80,890	(12,508)
43100	PROFESSIONAL SERVICES		43		245	210	(35)
43110	MEDICAL SERVICES	280	1,263		225	210	(15)
43120	ACCOUNTING & AUDITING	2,293	2,293		2,555	2,610	55
43133	COMPUTER SUPPORT	1,050	129		1,050	525	(525)
43310	REPAIRS & MAINTENANCE		20				-
43320	SERVICE CONTRACTS	17,745	19,965		19,775	22,400	2,625
43330	MAINT & REP.-MACH & EQUIP	315	1,216		245	225	(20)
43360	MAINT & REP.-BLDGS & GNDS	2,100	2,535		2,065	2,800	735
43600	ADVERTISING	1,015	494		1,000	630	(370)
43710	UNIFORM MAINTENANCE CONT.	595	124		175	725	550
TOTAL PURCHASED SERVICES		25,393	28,082		27,335	30,335	3,000
44200	C.G. - PARTS AND LABOR	2,380	3,511		2,275	2,625	350
44300	CENTRAL STORES	1,225	1,018		1,175	1,295	120
44310	C.G. - FUEL	1,190	1,031		1,085	980	(105)
TOTAL INTERNAL SERVICES		4,795	5,560		4,535	4,900	365
45110	ELECTRICITY	21,000	20,428		23,800	21,000	(2,800)
45120	HEATING	425	188		370	360	(10)
45130	WATER & SEWER	490	587		575	650	75
45210	POSTAGE	420	172		420	350	(70)
45230	TELECOMMUNICATIONS	3,465	2,793		3,310	3,255	(55)
45340	PROPERTY INSURANCE	712	580		590	498	(92)
45350	VEHICLE & EQUIPMENT INS.	469	471		442	437	(5)
45370	PUB.OFFICIAL LIABILITY IN	884	687		873	918	45

FUND - 1118 - SCHOOL TRNSPORTATION FUND  
 FUNCTION - 600 - SCHOOL TRANSPORTATION  
 ACTIVITY - 6302 - PUPIL TRANSPORTATION  
 DEPARTMENT - 662081 - ADMINISTRATION

ACCOUNT-----	TITLE -----	-----	2017-2018 -----	-----	2018-2019	2019-2020	NET
		BUDGET	ACTUAL		BUDGET	PROPOSED	CHANGE
45380	GENERAL LIABILITY INS.	335	297		378	378	-
45394	RETIREE H'CARE BENEFIT					672	672
45530	TRAINING & TRAVEL	500	2,593		500	1,400	900
45810	DUES & MEMBERSHIPS		374		700	630	(70)
TOTAL OTHER CHARGES		28,700	29,171		31,958	30,548	(1,410)
46010	OFFICE SUPPLIES	2,275	3,822		4,375	3,150	(1,225)
46070	REPAIR & MAINT. SUPPLIES	525	34		320	330	10
46110	UNIFORMS	4,550	3,414		2,975	2,975	-
46120	BOOKS & SUBSCRIPTIONS		44		35	50	15
46140	OTHER OPERATING SUPPLIES	12,250	5,707		6,125	5,985	(140)
46170	EMS/MEDICAL SUPPLIES	315	333		300	350	50
TOTAL MATERIALS & SUPPLIES		19,915	13,354		14,130	12,840	(1,290)
TOTAL OTHER OPERATING EXPENSES		158,071	154,060		171,356	159,513	(11,843)
48271	EDP EQUIPMENT		1,511			2,800	2,800
TOTAL CAPITAL OUTLAY-ADDITIONS			1,511			2,800	2,800
TOTAL CAPITAL OUTLAY			1,511			2,800	2,800
TOTAL ADMINISTRATION		407,706	397,062		462,922	416,161	(46,761)
TOTAL SCHOOL TRNSPORTATION FUND		3,831,102	3,783,592		4,177,128	4,213,405	36,277

FUND - 1310 - GENERAL CAPITAL PROJECTS  
 FUNCTION - 900 - NON-DEPARTMENTAL  
 ACTIVITY - 9100 - CAPITAL PROJECTS  
 DEPARTMENT - 910141 - CAPITAL PROJECTS

ACCOUNT-----	TITLE -----	-----	2017-2018 -----	2018-2019	2019-2020	NET
		BUDGET	ACTUAL	BUDGET	PROPOSED	CHANGE
48609	PARK ROAD IMPROVEMENTS			1,201		(1,201)
48610	RADIO SYSTEM	2,265,000	2,110,601			-
48612	MLK JR WAY BRIDGE				450,000	450,000
48613	SMITHLAND RD ATHL COMPLEX	307,489				-
48616	CTY WIDE DRAINAGE PROGRAM	64,617				-
48619	EAST MKT ST SAFETY IMPROV	100,000	27,745			-
48636	ERICKSON/STONE SPRING	367,389				-
48640	TRAFFIC CALMING PROJECTS	27,166		50,000		(50,000)
48655	COUNTRY CLUB RD-RAILROAD	26,500				-
48656	COUNTRY CLUB RD-STREETS	111,276				-
48659	RESERVOIR STREET PROJECT	3,565,755	2,980,744			-
48663	NEW SIDEWALK/TRAIL PLAN	294,123				-
48664	GCR/HP SHARED USE PATH	2,910,305	302,456			-
48675	FEDERAL STREET IMPROVMENTS			93,337		(93,337)
48695	GARBERS CHURCH RD IMP	755,516	3,700			-
48701	DOWNTOWN STREETScape	636,966	5,093	53,089		(53,089)
48702	SWIMMING POOL RENOVATIONS	365,231				-
48718	SOUTH MAIN ST IMPROVEMENT			500,000		(500,000)
48722	SPOTSWOOD ELEM SRTS	189,984	15,507			-
48723	GRACE STREET (JMU PROJECT)	1,489,917	1,276,287			-
48726	CHICAGO AVE/MT CLINTON PI	1,252,737				-
48727	BLUESTONE TRAIL	744,280	657,228			-
48729	MLK JR WAY IMPROVEMENTS	2,873,300	2,622,816			-
48730	PLEASANT VALLEY RD BRIDGE	1,916,981	1,750,598			-
48731	NORTHEND GREENWAY	1,255,148	85,538			-
48740	IT STRATEGIC PLAN	280,219	188,705			-
48741	THOMAS HARRISON HOUSE	225,352	16,976			-
48742	FIRE STATION RENOVATIONS	712,447	657,208	200,000	2,000,000	1,800,000
48743	MUNICIPAL BLDG RENOVATION	594,233	277,662			-
48755	CAD/DMS PROJECT	1,552,618	37,464			-
48756	I-81 EXIT 245 REALIGNMENT	3,923,707	182,431			-
48758	JAIL HVAC	1,575,000	223,404	525,000	250,000	(275,000)
48761	BURN BUILDING	580,000				-
48762	KIDS CASTLE				225,000	225,000
TOTAL	CAPITAL PROJECTS	30,963,257	13,422,161	1,422,627	2,925,000	1,502,373
TOTAL	CAPITAL OUTLAY	30,963,257	13,422,161	1,422,627	2,925,000	1,502,373
49225	TR TO SCHOOL CAP PROJECTS	753,906	753,906			-
49270	TR TO PUBLIC TRANSP FUND	85,000	72,858			-
TOTAL	FUND TRANSFERS	838,906	826,764			-
TOTAL	OTHER USES OF FUNDS	838,906	826,764			-

CITY OF HARRISONBURG, VA  
EXPENDITURE BUDGET

FUND - 1310 - GENERAL CAPITAL PROJECTS  
 FUNCTION - 900 - NON-DEPARTMENTAL  
 ACTIVITY - 9100 - CAPITAL PROJECTS  
 DEPARTMENT - 910141 - CAPITAL PROJECTS

ACCOUNT-----	TITLE -----	----- BUDGET	2017-2018 ----- ACTUAL	2018-2019 BUDGET	2019-2020 PROPOSED	NET CHANGE
TOTAL CAPITAL PROJECTS		31,802,164	14,248,926	1,422,627	2,925,000	1,502,373
TOTAL GENERAL CAPITAL PROJECTS		31,802,164	14,248,926	1,422,627	2,925,000	1,502,373

FUND - 1311 - SCHOOL CAPITAL PROJECTS  
 FUNCTION - 900 - NON-DEPARTMENTAL  
 ACTIVITY - 9100 - CAPITAL PROJECTS  
 DEPARTMENT - 910114 - CAPITAL PROJECTS

ACCOUNT-----	TITLE -----	----- 2017-2018 -----		2018-2019 BUDGET	2019-2020 PROPOSED	NET CHANGE
		BUDGET	ACTUAL			
48750	NEW ELEMENTARY SCHOOL	6,159,810	6,138,382			-
48753	PRE-K FACILITY	1,314,410	1,288,425			-
48754	THOMAS HARRISON M.S. HVAC	1,026,151	1,026,151			-
TOTAL CAPITAL PROJECTS		8,500,372	8,452,959			-
TOTAL CAPITAL OUTLAY		8,500,372	8,452,959			-
TOTAL CAPITAL PROJECTS		8,500,372	8,452,959			-
TOTAL SCHOOL CAPITAL PROJECTS		8,500,372	8,452,959			-



FUND - 1316 - ECC CAPITAL PROJECTS  
 FUNCTION - 900 - NON-DEPARTMENTAL  
 ACTIVITY - 9100 - CAPITAL PROJECTS  
 DEPARTMENT - 910132 - CAPITAL PROJECTS

ACCOUNT-----	TITLE -----	-----	2017-2018 -----	2018-2019	2019-2020	NET
		BUDGET	ACTUAL	BUDGET	PROPOSED	CHANGE
48610	RADIO SYSTEM	7,424,680	5,642,397			-
48755	CAD/DMS PROJECT	3,000,000	270,964		200,000	200,000
48763	E-911 SYSTEM				350,000	350,000
TOTAL CAPITAL PROJECTS		10,424,680	5,913,361		550,000	550,000
TOTAL CAPITAL OUTLAY		10,424,680	5,913,361		550,000	550,000
49218	TR ECC FUND	17,351	17,351			-
TOTAL FUND TRANSFERS		17,351	17,351			-
TOTAL OTHER USES OF FUNDS		17,351	17,351			-
TOTAL CAPITAL PROJECTS		10,442,032	5,930,712		550,000	550,000
TOTAL ECC CAPITAL PROJECTS		10,442,032	5,930,712		550,000	550,000

FUND - 1321 - WATER CAPITAL PROJECTS  
 FUNCTION - 900 - NON-DEPARTMENTAL  
 ACTIVITY - 9100 - CAPITAL PROJECTS  
 DEPARTMENT - 910161 - CAPITAL PROJECTS

ACCOUNT-----	TITLE -----	-----	2017-2018 -----	2018-2019	2019-2020	NET
		BUDGET	ACTUAL	BUDGET	PROPOSED	CHANGE
48621	WESTERN RAW WATER LINE	296,049	101,235	100,000	125,000	25,000
48633	SMITHLAND ROAD	167,077				-
48654	EASTERN SOURCE DEVELOPMEN	8,488,535	186,810	735,392	1,322,725	587,333
48670	WESTERN POTABLE WATER SYS	428,649	11,513	100,000	250,000	150,000
48688	PMPING, STORGE & MONTORNG	804,088	60,152	100,000	835,000	735,000
48732	TRANSMISSION-DISTRIBUTION	1,217,538	244,931	600,000	500,000	(100,000)
48733	WTP ASSETS	276,058	100,679	250,000	175,000	(75,000)
48734	METERING	226,580	15,399	900,000	100,000	(800,000)
48740	IT STRATEGIC PLAN	240,000				-
48751	PARK VIEW PROJECT	1,480,400	527,699			-
48757	FACILITIES	15,000	4,835	50,000	50,000	-
TOTAL CAPITAL PROJECTS		13,639,974	1,132,948	2,835,392	3,357,725	522,333
TOTAL CAPITAL OUTLAY		13,639,974	1,132,948	2,835,392	3,357,725	522,333
TOTAL CAPITAL PROJECTS		13,639,974	1,132,948	2,835,392	3,357,725	522,333
TOTAL WATER CAPITAL PROJECTS		13,639,974	1,132,948	2,835,392	3,357,725	522,333

FUND - 1322 - SEWER CAPITAL PROJECTS  
 FUNCTION - 900 - NON-DEPARTMENTAL  
 ACTIVITY - 9100 - CAPITAL PROJECTS  
 DEPARTMENT - 911161 - CAPITAL PROJECTS

ACCOUNT-----	TITLE -----	----- 2017-2018 -----	----- 2018-2019 -----	2019-2020	NET	
		BUDGET	ACTUAL	BUDGET	PROPOSED	CHANGE
48641	BLACKS RUN INTERCEPTOR	1,335,779	111,321	236,000	525,000	289,000
48735	COLLECTION & TRANSMISSION	1,087,934	180,798	900,000	525,000	(375,000)
48736	PUMPING & MONITORING	387,978	18,191	100,000	50,000	(50,000)
48740	IT STRATEGIC PLAN	300,000				-
48757	FACILITIES	15,000		100,000	86,848	(13,152)
TOTAL CAPITAL PROJECTS		3,126,692	310,309	1,336,000	1,186,848	(149,152)
TOTAL CAPITAL OUTLAY		3,126,692	310,309	1,336,000	1,186,848	(149,152)
TOTAL CAPITAL PROJECTS		3,126,692	310,309	1,336,000	1,186,848	(149,152)
TOTAL SEWER CAPITAL PROJECTS		3,126,692	310,309	1,336,000	1,186,848	(149,152)

CITY OF HARRISONBURG, VA  
EXPENDITURE BUDGET

FUND - 1324 - SANITATION CAP. PROJECTS  
FUNCTION - 900 - NON-DEPARTMENTAL  
ACTIVITY - 9100 - CAPITAL PROJECTS  
DEPARTMENT - 910142 - CAPITAL PROJECTS

ACCOUNT-----	TITLE -----	-----	2017-2018 -----	-----	2018-2019	2019-2020	NET
		BUDGET	ACTUAL		BUDGET	PROPOSED	CHANGE
48681	CITY LANDFILL	303,323			73,500		(73,500)
48687	TRANSFER STATION	1,594,533	1,521,702				-
48747	RRF DEMOLITION	322,087	204,568				-
TOTAL CAPITAL PROJECTS		2,219,943	1,726,270		73,500		(73,500)
TOTAL CAPITAL OUTLAY		2,219,943	1,726,270		73,500		(73,500)
TOTAL CAPITAL PROJECTS		2,219,943	1,726,270		73,500		(73,500)
TOTAL SANITATION CAP. PROJECTS		2,219,943	1,726,270		73,500		(73,500)

CITY OF HARRISONBURG, VA  
EXPENDITURE BUDGET

FUND - 1328 - STMWTR CAP PROJECTS  
FUNCTION - 900 - NON-DEPARTMENTAL  
ACTIVITY - 9100 - CAPITAL PROJECTS  
DEPARTMENT - 910541 - CAPITAL PROJECTS

ACCOUNT-----	TITLE -----	----- 2017-2018 -----		2018-2019	2019-2020	NET CHANGE
		BUDGET	ACTUAL	BUDGET	PROPOSED	
48746	THMS BMP RETORFITS	166,408	21,693	379,000		(379,000)
48749	MTN VIEW DR STREAM RESTOR	250,000		700,000	667,500	(32,500)
48752	NEG STREAM RESTORATION	1,684,000	249,606			-
TOTAL CAPITAL PROJECTS		2,100,408	271,299	1,079,000	667,500	(411,500)
TOTAL CAPITAL OUTLAY		2,100,408	271,299	1,079,000	667,500	(411,500)
TOTAL CAPITAL PROJECTS		2,100,408	271,299	1,079,000	667,500	(411,500)
TOTAL STMWTR CAP PROJECTS		2,100,408	271,299	1,079,000	667,500	(411,500)

FUND - 2011 - WATER FUND  
FUNCTION - 3020 - WATER FUND  
ACTIVITY - 312061 - ADMINISTRATION  
DEPARTMENT - 0000 - ADMINISTRATION  
DEPT/FUND - 312061 - ADMINISTRATION

ACCOUNT-----	TITLE -----	-----	2017-2018 -----	2018-2019	2019-2020	NET
		BUDGET	ACTUAL	BUDGET	PROPOSED	CHANGE
41010	SALARIES & WAGES-REG.	334,021	289,835	342,282	351,256	8,974
41050	ANNUAL LEAVE - SEPARATION				18,000	18,000
41051	SICK LEAVE - SEPARATION				10,000	10,000
41053	ANNUAL LEAVE - PAYOUT		553			-
TOTAL PERSONAL SERVICES		334,021	290,388	342,282	379,256	36,974
42010	FICA	27,848	21,079	26,184	29,013	2,829
42020	RETIREMENT - VRS	42,808	34,062	38,573	39,587	1,014
42050	HEALTH INSURANCE	33,014	23,600	30,981	28,761	(2,220)
42060	LIFE INSURANCE - VRS	4,769	3,794	4,484	4,601	117
42070	DISABILITY (VLDP)	418				-
42080	DENTAL INSURANCE	780	624	702	702	-
42110	WORKER'S COMP.	1,390	1,316	1,729	2,062	333
TOTAL FRINGE BENEFITS		111,027	84,476	102,653	104,726	2,073
43100	PROFESSIONAL SERVICES	800	1,192	5,000	9,250	4,250
43110	MEDICAL SERVICES	3,000	2,970	3,000	4,000	1,000
43320	SERVICE CONTRACTS	3,500	3,473	3,500	3,700	200
43600	ADVERTISING	400	1,882	1,000	1,000	-
43610	CONSUMER CONFIDENCE REPT.	4,250	3,601	4,550	4,550	-
TOTAL PURCHASED SERVICES		11,950	13,118	17,050	22,500	5,450
44200	C.G. - PARTS AND LABOR	3,000	1,740	4,000	4,000	-
44310	C.G. - FUEL	2,000	1,998	2,000	2,200	200
TOTAL INTERNAL SERVICES		5,000	3,737	6,000	6,200	200
45210	POSTAGE	400	241	400	400	-
45220	MESSENGER SVS./PACKAGES	50		50	50	-
45310	BOILER & MACHINERY INS.	821	749	765	788	23
45350	VEHICLE & EQUIPMENT INS.	604	466	480	465	(15)
45355	INSURANCE DEDUCTIBLE		1,563			-
45360	SURETY BONDS	6	6	6	6	-
45370	PUB.OFFICIAL LIABILITY IN	732	630	645	674	29
45380	GENERAL LIABILITY INS.	4,864	4,779	4,688	4,801	113
45410	LEASE/RENT OF EQUIPMENT	4,650	3,633	4,650	4,650	-
45530	TRAINING & TRAVEL	3,000	756	3,000	4,000	1,000
45540	EDUCATION	5,000		5,000	3,000	(2,000)
45810	DUES & MEMBERSHIPS	1,000	2,166	1,000	2,600	1,600
45880	SDWA OPERATING FUND	47,700	47,200	48,000	48,000	-
TOTAL OTHER CHARGES		68,827	62,189	68,684	69,434	750
46010	OFFICE SUPPLIES	2,000	1,307	2,000	2,000	-
46120	BOOKS & SUBSCRIPTIONS	200	180	200	200	-

CITY OF HARRISONBURG, VA  
EXPENDITURE BUDGET

FUND - 2011 - WATER FUND  
FUNCTION - 3020 - WATER FUND  
ACTIVITY - 312061 - ADMINISTRATION  
DEPARTMENT - 0000 - ADMINISTRATION  
DEPT/FUND - 312061 - ADMINISTRATION

ACCOUNT-----	TITLE -----	----- 2017-2018 -----		2018-2019	2019-2020	NET CHANGE
		BUDGET	ACTUAL	BUDGET	PROPOSED	
46140	OTHER OPERATING SUPPLIES	5,000	4,746	5,000	4,565	(435)
TOTAL MATERIALS & SUPPLIES		7,200	6,233	7,200	6,765	(435)
TOTAL OTHER OPERATING EXPENSES		204,004	169,753	201,587	209,625	8,038
TOTAL ADMINISTRATION		538,025	460,141	543,869	588,881	45,012

FUND - 2011 - WATER FUND  
FUNCTION - 3020 - WATER FUND  
ACTIVITY - 322061 - PUMPING,STORAGE & MONITOR  
DEPARTMENT - 0000 - PUMPING,STORAGE & MONITOR  
DEPT/FUND - 322061 - PUMPING,STORAGE & MONITOR

ACCOUNT-----	TITLE -----	----- 2017-2018 -----	----- 2018-2019 -----	----- 2019-2020 -----	NET	
		BUDGET	ACTUAL	BUDGET	PROPOSED	CHANGE
41010	SALARIES & WAGES-REG.	181,673	166,644	200,104	199,118	(986)
41017	STAND BY PAY	8,000	8,851	8,000	8,000	-
41020	SALARIES & WAGES-O/T		1,542			-
41027	STANDBY & BLENDED - OT	7,000	9,138	7,000	7,000	-
41030	PT SALARIES & WAGES-REG				1,100	1,100
41050	ANNUAL LEAVE - SEPARATION	5,000	15,278			-
41051	SICK LEAVE - SEPARATION	10,000	17,500			-
41060	PTO - SEPARATION		245			-
TOTAL PERSONAL SERVICES		211,673	219,198	215,104	215,218	114
42010	FICA	14,892	15,711	16,455	16,464	9
42020	RETIREMENT - VRS	19,366	19,884	22,552	22,441	(111)
42050	HEALTH INSURANCE	35,764	26,434	42,998	24,174	(18,824)
42060	LIFE INSURANCE - VRS	2,157	2,215	2,621	2,608	(13)
42070	DISABILITY (VLPD)	219	436	923	1,060	137
42080	DENTAL INSURANCE	468	351	624	624	-
42110	WORKER'S COMP.	3,148	3,472	4,533	4,372	(161)
TOTAL FRINGE BENEFITS		76,014	68,503	90,706	71,743	(18,963)
43310	REPAIRS & MAINTENANCE	8,000	1,219	8,000	8,000	-
43320	SERVICE CONTRACTS	70,635	42,395	40,220	37,359	(2,861)
43331	MAINT & REP.-PUMPS & MACH	17,000	7,483	4,000	9,330	5,330
43891	FEDERAL FEES	7,000	8,326	7,000	7,000	-
TOTAL PURCHASED SERVICES		102,635	59,423	59,220	61,689	2,469
44200	C.G. - PARTS AND LABOR	3,000	1,000	1,000		(1,000)
44310	C.G. - FUEL	1,000	31	500	500	-
TOTAL INTERNAL SERVICES		4,000	1,031	1,500	500	(1,000)
45110	ELECTRICITY	300,000	301,098	300,000	300,000	-
45120	HEATING		391			-
45310	BOILER & MACHINERY INS.	2,469	2,251	2,301	2,567	266
45330	FLOOD INSURANCE	6,867	12,498	6,867	12,263	5,396
45340	PROPERTY INSURANCE	16,923	13,985	14,265	17,342	3,077
45350	VEHICLE & EQUIPMENT INS.	1,628	123	127	168	41
45370	PUB.OFFICIAL LIABILITY IN	336	289	396	509	113
45380	GENERAL LIABILITY INS.	2,235	2,196	2,877	3,624	747
45394	RETIREE H'CARE BENEFIT		1,550		3,720	3,720
45530	TRAINING & TRAVEL	5,000	5,164	7,500	7,500	-
45850	FREIGHT & DRAYAGE	1,000		1,000	1,000	-
TOTAL OTHER CHARGES		336,458	339,544	335,333	348,693	13,360
46070	REPAIR & MAINT. SUPPLIES	8,000	1,669	8,000	6,816	(1,184)



CITY OF HARRISONBURG, VA  
EXPENDITURE BUDGET

FUND - 2011 - WATER FUND  
 FUNCTION - 3020 - WATER FUND  
 ACTIVITY - 322061 - PUMPING, STORAGE & MONITOR  
 DEPARTMENT - 0000 - PUMPING, STORAGE & MONITOR  
 DEPT/FUND - 322061 - PUMPING, STORAGE & MONITOR

ACCOUNT-----	TITLE -----	----- 2017-2018 -----		2018-2019	2019-2020	NET CHANGE
		BUDGET	ACTUAL	BUDGET	PROPOSED	
46061	MATERIALS - PUMPS	8,000	2,102	8,000	8,000	-
46062	MATERIALS - SCADA	8,000	8,121	8,000	8,000	-
46063	MATERIALS - GENERAL	10,000	4,078	10,000	12,000	2,000
46080	POWERED EQUIPMENT FUELS	3,000	2,174	3,000	3,000	-
46140	OTHER OPERATING SUPPLIES	4,000	6,393	9,000	9,000	-
TOTAL MATERIALS & SUPPLIES		41,000	24,536	46,000	46,816	816
TOTAL OTHER OPERATING EXPENSES		560,107	493,038	532,759	529,441	(3,318)
TOTAL PUMPING, STORAGE & MONITOR		771,780	712,236	747,863	744,659	(3,204)

FUND - 2011 - WATER FUND  
 FUNCTION - 3020 - WATER FUND  
 ACTIVITY - 332061 - TRANSMISSION-DISTRIBUTION  
 DEPARTMENT - 0000 - TRANSMISSION-DISTRIBUTION  
 DEPT/FUND - 332061 - TRANSMISSION-DISTRIBUTION

ACCOUNT-----	TITLE -----	----- 2017-2018 -----	----- 2018-2019 -----	----- 2019-2020 -----	NET	
		BUDGET	ACTUAL	BUDGET	PROPOSED	CHANGE
41010	SALARIES & WAGES-REG.	466,430	376,457	467,299	477,639	10,340
41017	STAND BY PAY	12,000	9,164	12,000	12,000	-
41020	SALARIES & WAGES-O/T	4,000	10,123	10,000	10,000	-
41027	STANDBY & BLENDED - OT	14,000	20,021	18,000	18,000	-
41030	PT SALARIES & WAGES-REG	10,000	18,058	10,000	10,580	580
41050	ANNUAL LEAVE - SEPARATION	5,000	8,082			-
41051	SICK LEAVE - SEPARATION	5,000	1,652			-
41060	PTO - SEPARATION		1,566			-
TOTAL PERSONAL SERVICES		516,430	445,122	517,299	528,219	10,920
42010	FICA	40,204	30,743	39,572	40,409	837
42020	RETIREMENT - VRS	55,925	44,338	52,665	53,830	1,165
42050	HEALTH INSURANCE	90,930	86,479	97,952	108,652	10,700
42060	LIFE INSURANCE - VRS	6,230	4,939	6,121	6,257	136
42070	DISABILITY (VLPD)	195	297	587	608	21
42080	DENTAL INSURANCE	1,560	1,196	1,560	1,560	-
42110	WORKER'S COMP.	9,400	9,838	11,108	14,130	3,022
TOTAL FRINGE BENEFITS		204,444	177,829	209,565	225,446	15,881
43100	PROFESSIONAL SERVICES	4,000	1,125	4,000	4,000	-
43310	REPAIRS & MAINTENANCE	4,000	1,800	4,000	4,000	-
43890	STATE FEES AND PERMITS	750	1,050	750	750	-
TOTAL PURCHASED SERVICES		8,750	3,975	8,750	8,750	-
44314	INVENTORY ADJ - UTILITIES	1,000		1,000	1,000	-
TOTAL INTERNAL SERVICES		1,000		1,000	1,000	-
45260	MISS UTILITY TRANSMISSION	6,000	6,465	6,500	6,500	-
45350	VEHICLE & EQUIPMENT INS.	101	99	102	107	5
45355	INSURANCE DEDUCTIBLE		934			-
45370	PUB.OFFICIAL LIABILITY IN	1,263	1,087	1,135	1,033	(102)
45380	GENERAL LIABILITY INS.	8,393	8,247	8,246	7,359	(887)
45410	LEASE/RENT OF EQUIPMENT	3,448	6,135	10,000	5,846	(4,154)
45530	TRAINING & TRAVEL	4,800	4,714	4,800	4,800	-
45850	FREIGHT & DRAYAGE	1,000	39	1,000	1,000	-
TOTAL OTHER CHARGES		25,005	27,718	31,783	26,645	(5,138)
46070	REPAIR & MAINT. SUPPLIES	8,000	7,180	8,000	8,000	-
46073	MAINT&REP SUPP-PAVE.ASST.	2,000	896	2,000	2,000	-
46074	MAINT&REP SUPP-MAINS	100,000	105,131	100,000	100,000	-
46140	OTHER OPERATING SUPPLIES	10,000	15,284	10,000	10,000	-
TOTAL MATERIALS & SUPPLIES		120,000	128,492	120,000	120,000	-

CITY OF HARRISONBURG, VA  
EXPENDITURE BUDGET

FUND - 2011 - WATER FUND  
 FUNCTION - 3020 - WATER FUND  
 ACTIVITY - 332061 - TRANSMISSION-DISTRIBUTION  
 DEPARTMENT - 0000 - TRANSMISSION-DISTRIBUTION  
 DEPT/FUND - 332061 - TRANSMISSION-DISTRIBUTION

ACCOUNT-----	TITLE -----	----- BUDGET	2017-2018 ----- ACTUAL	2018-2019 BUDGET	2019-2020 PROPOSED	NET CHANGE
	TOTAL OTHER OPERATING EXPENSES	359,199	338,015	371,098	381,841	10,743
	TOTAL TRANSMISSION-DISTRIBUTION	875,629	783,136	888,397	910,060	21,663

FUND - 2011 - WATER FUND  
 FUNCTION - 3020 - WATER FUND  
 ACTIVITY - 342061 - UTILITY BILLING-WATER  
 DEPARTMENT - 0000 - UTILITY BILLING-WATER  
 DEPT/FUND - 342061 - UTILITY BILLING-WATER

ACCOUNT-----	TITLE -----	-----	2017-2018 -----	2018-2019	2019-2020	NET
		BUDGET	ACTUAL	BUDGET	PROPOSED	CHANGE
41010	SALARIES & WAGES-REG.	245,109	256,205	282,202	292,157	9,955
41020	SALARIES & WAGES-O/T		332			-
41060	PTO - SEPARATION		1,444			-
TOTAL PERSONAL SERVICES		245,109	257,981	282,202	292,157	9,955
42010	FICA	18,751	17,097	21,588	22,350	762
42020	RETIREMENT - VRS	28,825	30,001	31,803	32,926	1,123
42050	HEALTH INSURANCE	63,544	50,822	56,298	51,818	(4,480)
42060	LIFE INSURANCE - VRS	3,211	3,342	3,697	3,827	130
42070	DISABILITY (VLDP)	590	629	897	979	82
42080	DENTAL INSURANCE	936	858	1,092	1,092	-
42110	WORKER'S COMP.	155	159	230	241	11
TOTAL FRINGE BENEFITS		116,012	102,908	115,605	113,233	(2,372)
43310	REPAIRS & MAINTENANCE	500		500	500	-
43320	SERVICE CONTRACTS	500		500	500	-
43601	CONTRACT PRINTING/MAILING	85,000	66,680	85,000	85,000	-
43885	COURT COSTS	4,000	282	4,000	4,000	-
TOTAL PURCHASED SERVICES		90,000	66,962	90,000	90,000	-
45210	POSTAGE	1,000	764	1,000	1,000	-
45360	SURETY BONDS	19	17	18	19	1
45370	PUB.OFFICIAL LIABILITY IN	604	520	539	599	60
45380	GENERAL LIABILITY INS.	4,016	3,946	3,918	4,265	347
45410	LEASE/RENT OF EQUIPMENT	4,500	1,776	4,500	4,500	-
45530	TRAINING & TRAVEL	1,000	1,972	2,000	2,000	-
45540	EDUCATION	500		500	500	-
45806	CASH SHORTAGES	200	40	200	200	-
TOTAL OTHER CHARGES		11,839	9,035	12,675	13,083	408
46010	OFFICE SUPPLIES	2,000	1,371	2,000	2,000	-
46140	OTHER OPERATING SUPPLIES	1,000	30	1,000	938	(62)
TOTAL MATERIALS & SUPPLIES		3,000	1,401	3,000	2,938	(62)
TOTAL OTHER OPERATING EXPENSES		220,851	180,306	221,280	219,254	(2,026)
TOTAL UTILITY BILLING-WATER		465,960	438,287	503,482	511,411	7,929

CITY OF HARRISONBURG, VA  
EXPENDITURE BUDGET

FUND - 2011 - WATER FUND  
 FUNCTION - 3020 - WATER FUND  
 ACTIVITY - 352061 - MISCELLANEOUS  
 DEPARTMENT - 0000 - MISCELLANEOUS  
 DEPT/FUND - 352061 - MISCELLANEOUS

ACCOUNT-----	TITLE -----	----- 2017-2018 -----		2018-2019	2019-2020	NET CHANGE
		BUDGET	ACTUAL	BUDGET	PROPOSED	
43120	ACCOUNTING & AUDITING	9,900	9,900	10,200	10,800	600
43860	ROCKINGHAM COUNTY	17,500	17,506	18,000	18,000	-
TOTAL PURCHASED SERVICESS		27,400	27,406	28,200	28,800	600
45355	INSURANCE DEDUCTIBLE			20,000	20,000	-
45881	WATER PURCH FROM OTHERS	500		500	500	-
TOTAL OTHER CHARGES		500		20,500	20,500	-
TOTAL OTHER OPERATING EXPENSES		27,900	27,406	48,700	49,300	600
48310	DEPRECIATION	1,904,136	1,904,136	1,484,800	1,519,500	34,700
TOTAL DEPRECIATION		1,904,136	1,904,136	1,484,800	1,519,500	34,700
TOTAL CAPITAL OUTLAY		1,904,136	1,904,136	1,484,800	1,519,500	34,700
49215	PROP. TAX-PUBLIC UTILITY	507,174	507,174	571,800	584,700	12,900
TOTAL FUND TRANSFERS		507,174	507,174	571,800	584,700	12,900
49311	RES.FOR SALARY INCREASE				68,570	68,570
TOTAL RESERVES					68,570	68,570
TOTAL OTHER USES OF FUNDS		507,174	507,174	571,800	653,270	81,470
TOTAL MISCELLANEOUS		2,439,210	2,438,716	2,105,300	2,222,070	116,770

FUND - 2011 - WATER FUND  
 FUNCTION - 3020 - WATER FUND  
 ACTIVITY - 362061 - PURIFICATION  
 DEPARTMENT - 0000 - PURIFICATION  
 DEPT/FUND - 362061 - PURIFICATION

ACCOUNT-----	TITLE -----	----- 2017-2018 -----	----- 2018-2019 -----	----- 2019-2020 -----	NET	
		BUDGET	ACTUAL	BUDGET	PROPOSED	CHANGE
41010	SALARIES & WAGES-REG.	550,507	482,850	560,575	580,797	20,222
41020	SALARIES & WAGES-O/T	75,000	67,805	75,000	75,000	-
41030	PT SALARIES & WAGES-REG		1,547			-
41050	ANNUAL LEAVE - SEPARATION		4,301			-
TOTAL PERSONAL SERVICES		625,507	556,502	635,575	655,797	20,222
42010	FICA	47,851	39,937	48,621	50,168	1,547
42020	RETIREMENT - VRS	64,738	56,053	63,178	65,456	2,278
42050	HEALTH INSURANCE	40,190	54,860	60,662	65,452	4,790
42060	LIFE INSURANCE - VRS	7,211	6,244	7,343	7,608	265
42070	DISABILITY (VLDP)	237	426	438	673	235
42080	DENTAL INSURANCE	1,716	1,261	1,716	1,716	-
42110	WORKER'S COMP.	10,948	12,039	14,616	17,099	2,483
TOTAL FRINGE BENEFITS		172,891	170,820	196,574	208,172	11,598
43153	LABORATORY TESTING	34,771	16,155	30,500	30,500	-
43310	REPAIRS & MAINTENANCE	4,000	26,504	3,800	3,800	-
43890	STATE FEES AND PERMITS	3,500	3,177	3,500	3,500	-
TOTAL PURCHASED SERVICES		42,271	45,836	37,800	37,800	-
44200	C.G. - PARTS AND LABOR	5,500	4,056	5,500	5,500	-
44310	C.G. - FUEL	4,000	3,284	3,800	3,800	-
TOTAL INTERNAL SERVICES		9,500	7,340	9,300	9,300	-
45110	ELECTRICITY	26,500	22,625	26,500	26,500	-
45120	HEATING	6,000	2,393	6,000	6,000	-
45310	BOILER & MACHINERY INS.	3,585	3,269	3,341	3,396	55
45340	PROPERTY INSURANCE	3,871	3,648	3,721	4,429	708
45350	VEHICLE & EQUIPMENT INS.	2,164	1,804	1,499	1,597	98
45370	PUB.OFFICIAL LIABILITY IN	1,436	1,236	1,372	1,291	(81)
45380	GENERAL LIABILITY INS.	9,544	9,378	9,972	9,201	(771)
45394	RETIREE H'CARE BENEFIT	10,480	8,270	5,580		(5,580)
45530	TRAINING & TRAVEL	3,000	3,433	3,000	3,000	-
45810	DUES & MEMBERSHIPS	1,200	100	1,200	1,200	-
TOTAL OTHER CHARGES		67,780	56,156	62,185	56,614	(5,571)
46010	OFFICE SUPPLIES	2,000	1,411	2,000	2,000	-
46070	REPAIR & MAINT. SUPPLIES	12,500	19,206	12,500	11,250	(1,250)
46080	POWERED EQUIPMENT FUELS	600		600	600	-
46090	POWERED EQUIPMENT SUPPLY	1,000		1,000	1,000	-
46110	UNIFORMS	4,000	2,695	4,000	4,000	-
46120	BOOKS & SUBSCRIPTIONS	500	110	500	500	-
46140	OTHER OPERATING SUPPLIES	10,500	7,140	12,100	10,829	(1,271)

CITY OF HARRISONBURG, VA  
EXPENDITURE BUDGET

FUND - 2011 - WATER FUND  
 FUNCTION - 3020 - WATER FUND  
 ACTIVITY - 362061 - PURIFICATION  
 DEPARTMENT - 0000 - PURIFICATION  
 DEPT/FUND - 362061 - PURIFICATION

ACCOUNT-----	TITLE -----	-----	2017-2018 -----	-----	2018-2019	2019-2020	NET
		BUDGET	ACTUAL		BUDGET	PROPOSED	CHANGE
46170	EMS/MEDICAL SUPPLIES	300			300	300	-
46180	CHEMICALS	140,000	91,533		140,000	140,000	-
TOTAL MATERIALS & SUPPLIES		171,400	122,095		173,000	170,479	(2,521)
TOTAL OTHER OPERATING EXPENSES		463,842	402,248		478,859	482,365	3,506
TOTAL PURIFICATION		1,089,349	958,750		1,114,434	1,138,162	23,728

FUND - 2011 - WATER FUND  
 FUNCTION - 3020 - WATER FUND  
 ACTIVITY - 372061 - CAPITAL OUTLAY  
 DEPARTMENT - 0000 - CAPITAL OUTLAY  
 DEPT/FUND - 372061 - CAPITAL OUTLAY

ACCOUNT-----	TITLE -----	----- 2017-2018 -----		2018-2019	2019-2020	NET CHANGE
		BUDGET	ACTUAL	BUDGET	PROPOSED	
48111	MACHINERY & EQUIPMENT	12,500	14,602	5,000	10,000	5,000
48151	MOTOR VEHICLES & EQUIP.	50,000	9,265	100,000	80,000	(20,000)
48181	BUILDINGS & GROUNDS	1,000	7,694			-
TOTAL CAP. OUTLAY-REPLACEMENTS		63,500	31,561	105,000	90,000	(15,000)
48221	FURNITURE & FIXTURES	1,000	2,440	1,000	1,000	-
48271	EDP EQUIPMENT	8,230	4,044	6,000	6,000	-
48273	SOFTWARE	5,500	500	39,000	39,000	-
48282	LAND	1,000	6,684			-
48291	ENGINEERING/MAPPING	2,000	1,960			-
48298	INSTALL SER. LINES (CITY)	70,000	52,901	72,000	80,000	8,000
TOTAL CAPITAL OUTLAY-ADDITIONS		87,730	68,528	118,000	126,000	8,000
TOTAL CAPITAL OUTLAY		151,230	100,089	223,000	216,000	(7,000)
TOTAL CAPITAL OUTLAY		151,230	100,089	223,000	216,000	(7,000)



FUND - 2011 - WATER FUND  
 FUNCTION - 3020 - WATER FUND  
 ACTIVITY - 382061 - DEBT SERVICE  
 DEPARTMENT - 0000 - DEBT SERVICE  
 DEPT/FUND - 382061 - DEBT SERVICE

ACCOUNT-----	TITLE -----	----- 2017-2018 -----		2018-2019	2019-2020	NET CHANGE
		BUDGET	ACTUAL	BUDGET	PROPOSED	
49410	G.O. SERIES 2009 (VRA)	37,867	37,867	37,867	37,867	-
49414	G.O. SERIES 2010B	355,000	355,000	375,000	385,000	10,000
49415	G.O. SERIES 2011	65,000	65,000	65,000	70,000	5,000
49419	G.O. SERIES 2015	204,000	204,000	209,000	214,000	5,000
49422	G.O. SERIES 2017B			236,000	270,000	34,000
TOTAL PRINCIPAL		661,867	661,867	922,867	976,867	54,000
49150	BANK HANDLING CHARGES	300	257	300	300	-
49514	G.O. SERIES 2010B	287,450	287,450	272,750	257,600	(15,150)
49515	G.O. SERIES 2011	32,694	32,694	30,744	28,394	(2,350)
49519	G.O. SERIES 2015	75,145	75,145	70,354	65,448	(4,906)
49522	G.O. SERIES 2017B			228,628	194,893	(33,735)
TOTAL INTEREST & FISCAL CHARGES		395,589	395,545	602,776	546,635	(56,141)
TOTAL DEBT SERVICE		1,057,456	1,057,412	1,525,643	1,523,502	(2,141)
TOTAL OTHER USES OF FUNDS		1,057,456	1,057,412	1,525,643	1,523,502	(2,141)
TOTAL DEBT SERVICE		1,057,456	1,057,412	1,525,643	1,523,502	(2,141)

CITY OF HARRISONBURG, VA  
EXPENDITURE BUDGET

FUND - 2011 - WATER FUND  
 FUNCTION - 3020 - WATER FUND  
 ACTIVITY - 392061 - TRANSFERS  
 DEPARTMENT - 0000 - TRANSFERS  
 DEPT/FUND - 392061 - TRANSFERS

ACCOUNT-----	TITLE -----	----- 2017-2018 -----		2018-2019	2019-2020	NET CHANGE
		BUDGET	ACTUAL	BUDGET	PROPOSED	
49210	TR TO GENERAL FUND	923,400	923,400	923,400	923,400	-
49216	TR TO WATER CAP PROJ	1,829,000	1,829,000	2,835,392	3,357,725	522,333
49260	TR TO CENTRAL STORES FUND	161,895	161,895	165,420	175,230	9,810
TOTAL FUND TRANSFERS		2,914,295	2,914,295	3,924,212	4,456,355	532,143
TOTAL OTHER USES OF FUNDS		2,914,295	2,914,295	3,924,212	4,456,355	532,143
TOTAL TRANSFERS		2,914,295	2,914,295	3,924,212	4,456,355	532,143
TOTAL WATER FUND		10,302,934	9,863,063	11,576,200	12,311,100	734,900

FUND - 2012 - SEWER FUND  
FUNCTION - 4020 - SEWER FUND  
ACTIVITY - 412061 - ADMINISTRATION  
DEPARTMENT - 0000 - ADMINISTRATION  
DEPT/FUND - 412061 - ADMINISTRATION

ACCOUNT-----	TITLE -----	----- 2017-2018 -----	----- 2018-2019 -----	----- 2019-2020 -----	NET
		BUDGET	ACTUAL	PROPOSED	CHANGE
41010	SALARIES & WAGES-REG.	457,461	352,422	414,174	3,947
41020	SALARIES & WAGES-O/T		37		-
41030	PT SALARIES & WAGES-REG	10,400	6,240	10,400	(10,400)
41050	ANNUAL LEAVE - SEPARATION		861		-
41051	SICK LEAVE - SEPARATION		384		-
TOTAL PERSONAL SERVICES		467,861	359,944	424,574	(6,453)
42010	FICA	35,999	24,174	32,479	(493)
42020	RETIREMENT - VRS	54,116	41,306	46,678	444
42050	HEALTH INSURANCE	85,974	66,986	79,546	(5,768)
42060	LIFE INSURANCE - VRS	6,028	4,601	5,425	52
42070	DISABILITY (VLDP)	375	91	375	272
42080	DENTAL INSURANCE	1,248	741	1,092	-
42110	WORKER'S COMP.	2,198	2,217	4,725	(1,882)
TOTAL FRINGE BENEFITS		185,938	140,115	170,320	(7,375)
43010	MISC. CONTRACTED SERVICES	500		500	-
43133	COMPUTER SUPPORT	9,500	13,397	9,500	(2,500)
43310	REPAIRS & MAINTENANCE	5,000	3,153	5,000	-
43320	SERVICE CONTRACTS	23,000	21,144	24,000	-
TOTAL PURCHASED SERVICES		38,000	37,694	39,000	(2,500)
44200	C.G. - PARTS AND LABOR	4,000	2,223	5,000	-
44310	C.G. - FUEL	1,500	1,345	1,300	200
TOTAL INTERNAL SERVICES		5,500	3,568	6,300	200
45110	ELECTRICITY	19,000	16,692	17,000	2,200
45120	HEATING	5,500	2,448	4,000	(1,000)
45130	WATER & SEWER	3,600	3,522	3,600	-
45230	TELECOMMUNICATIONS	27,500	36,228	36,000	4,000
45340	PROPERTY INSURANCE	1,435	1,368	1,395	296
45350	VEHICLE & EQUIPMENT INS.	773	701	723	(17)
45370	PUB.OFFICIAL LIABILITY IN	989	852	863	(28)
45380	GENERAL LIABILITY INS.	9,822	9,651	10,440	(1,131)
45530	TRAINING & TRAVEL	5,000	5,216	8,000	(1,500)
45540	EDUCATION	600		600	-
45810	DUES & MEMBERSHIPS	1,000	371	500	-
TOTAL OTHER CHARGES		75,219	77,050	83,121	2,820
46010	OFFICE SUPPLIES	1,500	955	1,500	-
46070	REPAIR & MAINT. SUPPLIES	2,000	443	500	500
46050	JANITORIAL SUPPLIES	1,000	1,618	2,000	-
46090	POWERED EQUIPMENT SUPPLY	1,000	180	1,000	-

CITY OF HARRISONBURG, VA  
EXPENDITURE BUDGET

FUND - 2012 - SEWER FUND  
 FUNCTION - 4020 - SEWER FUND  
 ACTIVITY - 412061 - ADMINISTRATION  
 DEPARTMENT - 0000 - ADMINISTRATION  
 DEPT/FUND - 412061 - ADMINISTRATION

ACCOUNT-----	TITLE -----	-----	2017-2018 -----		2018-2019	2019-2020	NET
		BUDGET	ACTUAL		BUDGET	PROPOSED	CHANGE
46120	BOOKS & SUBSCRIPTIONS	500	737		500	500	-
46140	OTHER OPERATING SUPPLIES	1,500	421		1,000	1,000	-
	TOTAL MATERIALS & SUPPLIES	7,500	4,354		6,500	7,000	500
	TOTAL OTHER OPERATING EXPENSES	312,157	262,781		305,241	298,886	(6,355)
	TOTAL ADMINISTRATION	780,018	622,725		729,815	717,007	(12,808)

CITY OF HARRISONBURG, VA  
EXPENDITURE BUDGET

FUND - 2012 - SEWER FUND  
 FUNCTION - 4020 - SEWER FUND  
 ACTIVITY - 422061 - TREATMENT & DISPOSAL  
 DEPARTMENT - 0000 - TREATMENT & DISPOSAL  
 DEPT/FUND - 422061 - TREATMENT & DISPOSAL

ACCOUNT-----	TITLE -----	----- 2017-2018 -----		2018-2019	2019-2020	NET CHANGE
		BUDGET	ACTUAL	BUDGET	PROPOSED	
43840	HRRSA - OPERATING	2,875,781	2,324,738	2,600,000	2,700,000	100,000
43841	HRRSA - PRETREATMENT	25,000	35,166	60,000	51,000	(9,000)
43842	HRRSA - CAPITAL OUTLAY	150,000	129,503	150,000	141,000	(9,000)
43844	HRRSA - CONSTRUCTION	450,000	323,458	350,000	420,000	70,000
TOTAL PURCHASED SERVICESS		3,500,781	2,812,864	3,160,000	3,312,000	152,000
TOTAL OTHER OPERATING EXPENSES		3,500,781	2,812,864	3,160,000	3,312,000	152,000
TOTAL TREATMENT & DISPOSAL		3,500,781	2,812,864	3,160,000	3,312,000	152,000

FUND - 2012 - SEWER FUND  
 FUNCTION - 4020 - SEWER FUND  
 ACTIVITY - 432061 - COLLECTION & TRANSMISSION  
 DEPARTMENT - 0000 - COLLECTION & TRANSMISSION  
 DEPT/FUND - 432061 - COLLECTION & TRANSMISSION

ACCOUNT-----	TITLE -----	-----	2017-2018 -----	2018-2019	2019-2020	NET
		BUDGET	ACTUAL	BUDGET	PROPOSED	CHANGE
41010	SALARIES & WAGES-REG.	413,612	387,961	467,469	481,957	14,488
41017	STAND BY PAY	12,000	13,449	12,000	12,000	-
41020	SALARIES & WAGES-O/T	5,000	13,317	10,000	10,000	-
41027	STANDBY & BLENDED - OT	21,000	32,462	24,000	24,000	-
41030	PT SALARIES & WAGES-REG	16,500	8,940	13,333	16,667	3,334
41050	ANNUAL LEAVE - SEPARATION	5,000		10,000	17,000	7,000
41051	SICK LEAVE - SEPARATION	5,000		5,000	5,500	500
TOTAL PERSONAL SERVICES		478,112	456,128	541,802	567,124	25,322
42010	FICA	36,576	32,086	41,449	43,385	1,936
42020	RETIREMENT - VRS	48,641	45,782	52,684	54,317	1,633
42050	HEALTH INSURANCE	84,447	74,419	89,596	84,446	(5,150)
42060	LIFE INSURANCE - VRS	5,418	5,100	6,123	6,314	191
42070	DISABILITY (VLDP)	677	755	909	1,007	98
42080	DENTAL INSURANCE	1,404	1,014	1,716	1,716	-
42110	WORKER'S COMP.	8,458	8,053	11,270	14,413	3,143
TOTAL FRINGE BENEFITS		185,621	167,210	203,747	205,598	1,851
43310	REPAIRS & MAINTENANCE	1,000		1,000	1,000	-
43890	STATE FEES AND PERMITS	750		750	750	-
TOTAL PURCHASED SERVICES		1,750		1,750	1,750	-
44200	C.G. - PARTS AND LABOR	145,000	144,110	145,000	155,000	10,000
44310	C.G. - FUEL	45,000	43,958	42,000	45,000	3,000
44314	INVENTORY ADJ - UTILITIES	1,000		1,000	1,000	-
TOTAL INTERNAL SERVICES		191,000	188,068	188,000	201,000	13,000
45136	LANDFILL/STEAM PLANT	500	319	500	500	-
45350	VEHICLE & EQUIPMENT INS.	19,481	18,307	19,700	22,121	2,421
45370	PUB.OFFICIAL LIABILITY IN	1,157	996	963	1,058	95
45380	GENERAL LIABILITY INS.	11,485	11,285	11,655	11,796	141
45394	RETIREE H'CARE BENEFIT	7,920	5,710	7,920	4,080	(3,840)
45410	LEASE/RENT OF EQUIPMENT	4,000	1,328	4,000	4,000	-
45530	TRAINING & TRAVEL		105			-
45850	FREIGHT & DRAYAGE	1,000	76	1,000	1,000	-
TOTAL OTHER CHARGES		45,543	38,126	45,738	44,555	(1,183)
46070	REPAIR & MAINT. SUPPLIES	14,000	16,260	14,000	16,000	2,000
46074	MAINT&REP SUPP-MAINS	22,000	26,201	22,000	22,000	-
46110	UNIFORMS	8,000	7,455	8,400	8,800	400
46140	OTHER OPERATING SUPPLIES	10,000	11,466	10,000	10,000	-
46145	SAFETY MATERIALS	7,500	6,505	7,500	7,500	-
46170	EMS/MEDICAL SUPPLIES	500	18	500	500	-

CITY OF HARRISONBURG, VA  
EXPENDITURE BUDGET

FUND - 2012 - SEWER FUND  
 FUNCTION - 4020 - SEWER FUND  
 ACTIVITY - 432061 - COLLECTION & TRANSMISSION  
 DEPARTMENT - 0000 - COLLECTION & TRANSMISSION  
 DEPT/FUND - 432061 - COLLECTION & TRANSMISSION

ACCOUNT-----	TITLE -----	----- 2017-2018 -----	2018-2019	2019-2020	NET	
		BUDGET	ACTUAL	BUDGET	PROPOSED	CHANGE
TOTAL MATERIALS & SUPPLIES		62,000	67,905	62,400	64,800	2,400
TOTAL OTHER OPERATING EXPENSES		485,914	461,308	501,635	517,703	16,068
TOTAL COLLECTION & TRANSMISSION		964,026	917,436	1,043,437	1,084,827	41,390

CITY OF HARRISONBURG, VA  
EXPENDITURE BUDGET

FUND - 2012 - SEWER FUND  
 FUNCTION - 4020 - SEWER FUND  
 ACTIVITY - 442061 - MISCELLANEOUS  
 DEPARTMENT - 0000 - MISCELLANEOUS  
 DEPT/FUND - 442061 - MISCELLANEOUS

ACCOUNT-----	TITLE -----	----- 2017-2018 -----	----- 2018-2019 -----	----- 2019-2020 -----	NET	
		BUDGET	ACTUAL	BUDGET	PROPOSED	CHANGE
43120	ACCOUNTING & AUDITING	9,900	9,900	10,200	10,800	600
TOTAL PURCHASED SERVICES		9,900	9,900	10,200	10,800	600
45355	INSURANCE DEDUCTIBLE	10,219	10,219	20,000	20,000	-
TOTAL OTHER CHARGES		10,219	10,219	20,000	20,000	-
TOTAL OTHER OPERATING EXPENSES		20,119	20,119	30,200	30,800	600
48310	DEPRECIATION	1,449,408	1,449,408	1,506,900	1,551,000	44,100
TOTAL DEPRECIATION		1,449,408	1,449,408	1,506,900	1,551,000	44,100
TOTAL CAPITAL OUTLAY		1,449,408	1,449,408	1,506,900	1,551,000	44,100
49215	PROP. TAX-PUBLIC UTILITY	354,567	354,567	390,600	394,500	3,900
TOTAL FUND TRANSFERS		354,567	354,567	390,600	394,500	3,900
49311	RES.FOR SALARY INCREASE				46,190	46,190
49320	RES FOR HRRSA ILOS PROJ			150,000	300,000	150,000
TOTAL RESERVES				150,000	346,190	196,190
TOTAL OTHER USES OF FUNDS		354,567	354,567	540,600	740,690	200,090
TOTAL MISCELLANEOUS		1,824,094	1,824,094	2,077,700	2,322,490	244,790



FUND - 2012 - SEWER FUND  
 FUNCTION - 4020 - SEWER FUND  
 ACTIVITY - 452061 - UTILITY BILLING-SEWER  
 DEPARTMENT - 0000 - UTILITY BILLING-SEWER  
 DEPT/FUND - 452061 - UTILITY BILLING-SEWER

ACCOUNT-----	TITLE -----	-----	2017-2018 -----	2018-2019	2019-2020	NET
		BUDGET	ACTUAL	BUDGET	PROPOSED	CHANGE
41010	SALARIES & WAGES-REG.	209,862	133,994	180,004	181,580	1,576
41017	STAND BY PAY		1,402	2,500	2,500	-
41020	SALARIES & WAGES-O/T		253			-
41027	STANDBY & BLENDED - OT		903			-
41030	PT SALARIES & WAGES-REG	7,374	14,735	12,480	31,606	19,126
41040	PT SALARIES & WAGES-O/T		87			-
41050	ANNUAL LEAVE - SEPARATION	5,000	8,448			-
41051	SICK LEAVE - SEPARATION	5,000	8,968			-
41053	ANNUAL LEAVE - PAYOUT		1,152			-
41060	PTO - SEPARATION		1,660			-
TOTAL PERSONAL SERVICES		227,236	171,602	194,984	215,686	20,702
42010	FICA	17,385	12,577	14,916	16,500	1,584
42020	RETIREMENT - VRS	24,680	15,979	20,288	20,464	176
42050	HEALTH INSURANCE	36,503	15,671	22,497	27,873	5,376
42060	LIFE INSURANCE - VRS	2,749	1,780	2,359	2,379	20
42070	DISABILITY (VLDP)	250	324	537	620	83
42080	DENTAL INSURANCE	780	312	702	702	-
42110	WORKER'S COMP.	3,357	3,110	4,699	4,633	(66)
TOTAL FRINGE BENEFITS		85,704	49,753	65,998	73,171	7,173
43320	SERVICE CONTRACTS	1,550	3,164	2,575	3,760	1,185
43382	H2O LOSS MGT-METER TEST	12,000	9,740	20,000	20,000	-
TOTAL PURCHASED SERVICES		13,550	12,904	22,575	23,760	1,185
44200	C.G. - PARTS AND LABOR	18,000	14,761	15,000	17,000	2,000
44310	C.G. - FUEL	7,000	8,099	7,500	7,500	-
TOTAL INTERNAL SERVICES		25,000	22,860	22,500	24,500	2,000
45210	POSTAGE	50	198	150	200	50
45350	VEHICLE & EQUIPMENT INS.	2,166	1,952	1,771	1,533	(238)
45370	PUB.OFFICIAL LIABILITY IN	708	351	395	398	3
45380	GENERAL LIABILITY INS.	4,053	3,983	4,774	4,438	(336)
45394	RETIREE H'CARE BENEFIT	3,600	5,280	7,560	7,560	-
45530	TRAINING & TRAVEL	2,000	198	2,000	2,000	-
TOTAL OTHER CHARGES		12,577	11,962	16,650	16,129	(521)
46070	REPAIR & MAINT. SUPPLIES	35,000	62,581	25,000	25,000	-
46072	MAINT&REP SUPP-METER REPL		7,657	10,000	10,000	-
46110	UNIFORMS	2,200	904	1,800	2,000	200
46140	OTHER OPERATING SUPPLIES	1,000	1,578	1,000	1,000	-
46145	SAFETY MATERIALS	400	25	500	500	-

CITY OF HARRISONBURG, VA  
EXPENDITURE BUDGET

FUND - 2012 - SEWER FUND  
 FUNCTION - 4020 - SEWER FUND  
 ACTIVITY - 452061 - UTILITY BILLING-SEWER  
 DEPARTMENT - 0000 - UTILITY BILLING-SEWER  
 DEPT/FUND - 452061 - UTILITY BILLING-SEWER

ACCOUNT-----	TITLE -----	-----	2017-2018 -----	2018-2019	2019-2020	NET
		BUDGET	ACTUAL	BUDGET	PROPOSED	CHANGE
TOTAL MATERIALS & SUPPLIES		38,600	72,744	38,300	38,500	200
TOTAL OTHER OPERATING EXPENSES		175,431	170,224	166,023	176,060	10,037
TOTAL UTILITY BILLING-SEWER		402,667	341,826	361,007	391,746	30,739

CITY OF HARRISONBURG, VA  
EXPENDITURE BUDGET

FUND - 2012 - SEWER FUND  
FUNCTION - 4020 - SEWER FUND  
ACTIVITY - 462061 - PUMPING & MONITORING  
DEPARTMENT - 0000 - PUMPING & MONITORING  
DEPT/FUND - 462061 - PUMPING & MONITORING

ACCOUNT-----	TITLE -----	-----	2017-2018 -----	-----	2018-2019	2019-2020	NET
		BUDGET	ACTUAL		BUDGET	PROPOSED	CHANGE
41010	SALARIES & WAGES-REG.	180,353	101,397		243,474	225,414	(18,060)
41017	STAND BY PAY	8,000	6,090		8,000	8,000	-
41020	SALARIES & WAGES-O/T		2,419				-
41027	STANDBY & BLENDED - OT	6,000	6,944		6,000	6,000	-
TOTAL PERSONAL SERVICES		194,353	116,850		257,474	239,414	(18,060)
42010	FICA	16,247	7,959		19,697	18,315	(1,382)
42020	RETIREMENT - VRS	23,326	10,261		27,439	25,404	(2,035)
42050	HEALTH INSURANCE	43,000	19,552		37,062	43,726	6,664
42060	LIFE INSURANCE - VRS	2,599	1,143		3,190	2,953	(237)
42070	DISABILITY (VLDP)	816	195		209	974	765
42080	DENTAL INSURANCE	624	312		624	624	-
42110	WORKER'S COMP.	3,234	1,543		6,330	5,698	(632)
TOTAL FRINGE BENEFITS		89,846	40,964		94,551	97,694	3,143
43320	SERVICE CONTRACTS	20,059	11,404		13,739	10,568	(3,171)
43331	MAINT & REP.-PUMPS & MACH	2,000	765		2,000	5,200	3,200
TOTAL PURCHASED SERVICES		22,059	12,168		15,739	15,768	29
44200	C.G. - PARTS AND LABOR	8,000	9,714		9,000	10,000	1,000
44310	C.G. - FUEL	7,000	8,077		7,000	8,000	1,000
TOTAL INTERNAL SERVICES		15,000	17,791		16,000	18,000	2,000
45110	ELECTRICITY	10,000	9,687		10,000	10,000	-
45130	WATER & SEWER	650	748		650	650	-
45310	BOILER & MACHINERY INS.	576	525		537	541	4
45340	PROPERTY INSURANCE	988	996		1,016	1,136	120
45350	VEHICLE & EQUIPMENT INS.	1,586	1,518		1,564	2,710	1,146
45370	PUB.OFFICIAL LIABILITY IN	304	262		176	271	95
45380	GENERAL LIABILITY INS.	3,023	2,970		2,132	3,022	890
45850	FREIGHT & DRAYAGE	100			100	100	-
TOTAL OTHER CHARGES		17,227	16,706		16,175	18,430	2,255
46061	MATERIALS - PUMPS	3,500	2,273		3,500	3,500	-
46062	MATERIALS - SCADA	4,500	160		4,500	4,500	-
46063	MATERIALS - GENERAL	1,000	1,308		1,000	5,000	4,000
46080	POWERED EQUIPMENT FUELS	1,500	782		1,500	1,500	-
46110	UNIFORMS	2,000	1,539		2,000	2,000	-
46140	OTHER OPERATING SUPPLIES		282				-
TOTAL MATERIALS & SUPPLIES		12,500	6,344		12,500	16,500	4,000

CITY OF HARRISONBURG, VA  
EXPENDITURE BUDGET

FUND - 2012 - SEWER FUND  
 FUNCTION - 4020 - SEWER FUND  
 ACTIVITY - 462061 - PUMPING & MONITORING  
 DEPARTMENT - 0000 - PUMPING & MONITORING  
 DEPT/FUND - 462061 - PUMPING & MONITORING

ACCOUNT-----	TITLE -----	-----	2017-2018 -----	2018-2019	2019-2020	NET
		BUDGET	ACTUAL	BUDGET	PROPOSED	CHANGE
TOTAL OTHER OPERATING EXPENSES		156,632	93,974	154,965	166,392	11,427
TOTAL PUMPING & MONITORING		350,985	210,824	412,439	405,806	(6,633)

FUND - 2012 - SEWER FUND  
 FUNCTION - 4020 - SEWER FUND  
 ACTIVITY - 472061 - CAPITAL OUTLAY  
 DEPARTMENT - 0000 - CAPITAL OUTLAY  
 DEPT/FUND - 472061 - CAPITAL OUTLAY

ACCOUNT-----	TITLE -----	----- 2017-2018 -----		2018-2019	2019-2020	NET CHANGE
		BUDGET	ACTUAL	BUDGET	PROPOSED	
48111	MACHINERY & EQUIPMENT	17,000	19,479	5,000	10,000	5,000
48151	MOTOR VEHICLES & EQUIP.	127,000	67,560	70,000	435,000	365,000
48181	BUILDINGS & GROUNDS	5,000	8,918			-
TOTAL CAP. OUTLAY-REPLACEMENTS		149,000	95,956	75,000	445,000	370,000
48221	FURNITURE & FIXTURES	1,000		1,000	1,000	-
48271	EDP EQUIPMENT	13,700	17,241	6,000	6,000	-
48273	SOFTWARE	5,000		39,000	39,000	-
48282	LAND	1,000				-
48291	ENGINEERING/MAPPING	3,370	3,370			-
48298	INSTALL SER. LINES (CITY)	10,000	3,874	8,000	8,000	-
TOTAL CAPITAL OUTLAY-ADDITIONS		34,070	24,484	54,000	54,000	-
TOTAL CAPITAL OUTLAY		183,070	120,441	129,000	499,000	370,000
TOTAL CAPITAL OUTLAY		183,070	120,441	129,000	499,000	370,000

CITY OF HARRISONBURG, VA  
EXPENDITURE BUDGET

FUND - 2012 - SEWER FUND  
 FUNCTION - 4020 - SEWER FUND  
 ACTIVITY - 482061 - DEBT SERVICE  
 DEPARTMENT - 0000 - DEBT SERVICE  
 DEPT/FUND - 482061 - DEBT SERVICE

ACCOUNT-----	TITLE -----	----- 2017-2018 -----		2018-2019	2019-2020	NET CHANGE
		BUDGET	ACTUAL	BUDGET	PROPOSED	
47060	HRRSA - DEBT SERVICE	2,902,000	2,901,775	3,200,000	3,280,000	80,000
TOTAL PMT. TO JOINT OPERATIONS		2,902,000	2,901,775	3,200,000	3,280,000	80,000
TOTAL OTHER OPERATING EXPENSES		2,902,000	2,901,775	3,200,000	3,280,000	80,000
TOTAL DEBT SERVICE		2,902,000	2,901,775	3,200,000	3,280,000	80,000

CITY OF HARRISONBURG, VA  
EXPENDITURE BUDGET

FUND - 2012 - SEWER FUND  
FUNCTION - 4020 - SEWER FUND  
ACTIVITY - 492061 - TRANSFERS  
DEPARTMENT - 0000 - TRANSFERS  
DEPT/FUND - 492061 - TRANSFERS

ACCOUNT-----	TITLE -----	----- 2017-2018 -----		2018-2019	2019-2020	NET CHANGE
		BUDGET	ACTUAL	BUDGET	PROPOSED	
49210	TR TO GENERAL FUND	923,400	923,400	923,400	923,400	-
49244	TR TO SEWER CAP PROJ	515,000	515,000	1,336,000	1,186,848	(149,152)
49260	TR TO CENTRAL STORES FUND	16,010	16,010	16,362	3,576	(12,786)
TOTAL FUND TRANSFERS		1,454,410	1,454,410	2,275,762	2,113,824	(161,938)
TOTAL OTHER USES OF FUNDS		1,454,410	1,454,410	2,275,762	2,113,824	(161,938)
TOTAL TRANSFERS		1,454,410	1,454,410	2,275,762	2,113,824	(161,938)
TOTAL SEWER FUND		12,362,051	11,206,395	13,389,160	14,126,700	737,540

FUND - 2013 - PUBLIC TRNSPORTATION FUND  
FUNCTION - 8020 - PUBLIC TRANSIT  
ACTIVITY - 812081 - TRANSIT BUSES  
DEPARTMENT - 0000 - TRANSIT BUSES  
DEPT/FUND - 812081 - TRANSIT BUSES

ACCOUNT-----	TITLE -----	----- 2017-2018 -----	----- 2018-2019 -----	----- 2019-2020 -----	NET	
		BUDGET	ACTUAL	BUDGET	PROPOSED	CHANGE
41010	SALARIES & WAGES-REG.	670,074	628,525	709,614	659,717	(49,897)
41020	SALARIES & WAGES-O/T	54,409	85,746	66,252	71,506	5,254
41030	PT SALARIES & WAGES-REG	890,816	826,447	1,019,217	1,057,213	37,996
41040	PT SALARIES & WAGES-O/T	58,441	80,931	60,234	67,113	6,879
41050	ANNUAL LEAVE - SEPARATION			500	500	-
41051	SICK LEAVE - SEPARATION			500	500	-
41060	PTO - SEPARATION		2,136	500	500	-
TOTAL PERSONAL SERVICES		1,673,740	1,623,786	1,856,817	1,857,049	232
42010	FICA	128,040	116,784	142,048	142,063	15
42020	RETIREMENT - VRS	78,800	76,118	79,974	74,351	(5,623)
42050	HEALTH INSURANCE	157,783	147,749	152,554	127,322	(25,232)
42060	LIFE INSURANCE - VRS	8,777	8,589	9,296	8,643	(653)
42070	DISABILITY (VLDP)	1,414	1,533	1,742	2,035	293
42080	DENTAL INSURANCE	3,358	2,882	2,976	2,754	(222)
42090	UNEMPLOYMENT		500			-
42110	WORKER'S COMP.	36,109	38,531	53,605	56,105	2,500
TOTAL FRINGE BENEFITS		414,281	392,686	442,195	413,273	(28,922)
43100	PROFESSIONAL SERVICES	13,447	14,150	2,500	50,000	47,500
43110	MEDICAL SERVICES	8,000	7,128	8,000	12,000	4,000
43133	COMPUTER SUPPORT		266	500	500	-
43320	SERVICE CONTRACTS	26,663	61	10,000	52,000	42,000
43330	MAINT & REP.-MACH & EQUIP	2,000	1,406	2,000	2,000	-
43360	MAINT & REP.-BLDGS & GNDS	500	3,093	1,000	500	(500)
43600	ADVERTISING	3,000	3,716	3,000	3,000	-
TOTAL PURCHASED SERVICES		53,610	29,820	27,000	120,000	93,000
44200	C.G. - PARTS AND LABOR	875,000	842,736	890,000	910,000	20,000
44300	CENTRAL STORES	200	416	500	500	-
44310	C.G. - FUEL	450,000	426,660	475,000	495,000	20,000
TOTAL INTERNAL SERVICES		1,325,200	1,269,812	1,365,500	1,405,500	40,000
45210	POSTAGE	500	60	100	100	-
45230	TELECOMMUNICATIONS	2,700	2,304	2,700	2,500	(200)
45350	VEHICLE & EQUIPMENT INS.	195,000	152,521	2,673	2,477	(196)
45351	VEH & EQUIP INS (VTLP)			207,327	140,000	(67,327)
45355	INSURANCE DEDUCTIBLE				50,000	50,000
45360	SURETY BONDS	67	63	63	68	5
45370	PUB.OFFICIAL LIABILITY IN	9,070	7,809	7,578	8,156	578
45380	GENERAL LIABILITY INS.	3,438	3,378	3,281	3,358	77
45394	RETIREE H'CARE BENEFIT	2,640	2,420	2,640	2,640	-
45530	TRAINING & TRAVEL	10,000	15,752	10,000	15,000	5,000
45810	DUES & MEMBERSHIPS	3,000	1,946	3,000	4,000	1,000



FUND - 2013 - PUBLIC TRNSPORTATION FUND  
 FUNCTION - 8020 - PUBLIC TRANSIT  
 ACTIVITY - 812081 - TRANSIT BUSES  
 DEPARTMENT - 0000 - TRANSIT BUSES  
 DEPT/FUND - 812081 - TRANSIT BUSES

ACCOUNT-----	TITLE -----	----- BUDGET	2017-2018 ACTUAL	2018-2019 BUDGET	2019-2020 PROPOSED	NET CHANGE
TOTAL OTHER CHARGES		226,415	186,254	239,362	228,299	(11,063)
46010	OFFICE SUPPLIES	1,000	39	100	100	-
46070	REPAIR & MAINT. SUPPLIES	500		500	500	-
46120	BOOKS & SUBSCRIPTIONS	1,000	65	500	1,000	500
46140	OTHER OPERATING SUPPLIES	17,387	13,062	20,000	30,000	10,000
TOTAL MATERIALS & SUPPLIES		19,887	13,165	21,100	31,600	10,500
TOTAL OTHER OPERATING EXPENSES		2,039,393	1,891,737	2,095,157	2,198,672	103,515
48310	DEPRECIATION	216,660	216,660			-
TOTAL DEPRECIATION		216,660	216,660			-
TOTAL CAPITAL OUTLAY		216,660	216,660			-
TOTAL TRANSIT BUSES		3,929,793	3,732,183	3,951,974	4,055,721	103,747

CITY OF HARRISONBURG, VA  
EXPENDITURE BUDGET

FUND - 2013 - PUBLIC TRNSPORTATION FUND  
 FUNCTION - 8020 - PUBLIC TRANSIT  
 ACTIVITY - 842081 - MISCELLANEOUS  
 DEPARTMENT - 0000 - MISCELLANEOUS  
 DEPT/FUND - 842081 - MISCELLANEOUS

ACCOUNT-----	TITLE -----	----- 2017-2018 -----		2018-2019 BUDGET	2019-2020 PROPOSED	NET CHANGE	
		BUDGET	ACTUAL				
49311	RES.FOR SALARY INCREASE				79,830	79,830	
TOTAL RESERVES						79,830	79,830
TOTAL OTHER USES OF FUNDS						79,830	79,830
TOTAL MISCELLANEOUS						79,830	79,830

FUND - 2013 - PUBLIC TRNSPORTATION FUND  
 FUNCTION - 8020 - PUBLIC TRANSIT  
 ACTIVITY - 852081 - PARATRANSIT BUSES  
 DEPARTMENT - 0000 - PARATRANSIT BUSES  
 DEPT/FUND - 852081 - PARATRANSIT BUSES

ACCOUNT-----	TITLE -----	----- 2017-2018 -----	----- 2018-2019 -----	----- 2019-2020 -----	NET	
		BUDGET	ACTUAL	BUDGET	PROPOSED	CHANGE
41010	SALARIES & WAGES-REG.	200,674	214,401	215,729	207,781	(7,948)
41020	SALARIES & WAGES-O/T	33,840	33,114	34,474	26,045	(8,429)
41030	PT SALARIES & WAGES-REG	59,866	61,318	73,427	90,628	17,201
41040	PT SALARIES & WAGES-O/T	10,645	14,438	15,148	10,673	(4,475)
41050	ANNUAL LEAVE - SEPARATION			200	200	-
41051	SICK LEAVE - SEPARATION			200	200	-
<b>TOTAL PERSONAL SERVICES</b>		<b>305,025</b>	<b>323,270</b>	<b>339,178</b>	<b>335,527</b>	<b>(3,651)</b>
42010	FICA	23,334	21,957	25,948	25,667	(281)
42020	RETIREMENT - VRS	23,599	24,941	24,313	23,417	(896)
42050	HEALTH INSURANCE	55,205	59,388	56,514	57,350	836
42060	LIFE INSURANCE - VRS	2,629	2,781	2,826	2,722	(104)
42070	DISABILITY (VLDP)	224	245	253	448	195
42080	DENTAL INSURANCE	956	808	894	859	(35)
42110	WORKER'S COMP.	7,334	7,624	10,594	10,390	(204)
<b>TOTAL FRINGE BENEFITS</b>		<b>113,281</b>	<b>117,744</b>	<b>121,342</b>	<b>120,853</b>	<b>(489)</b>
43100	PROFESSIONAL SERVICES	7,189	2,189	100	100	-
43110	MEDICAL SERVICES	300	187	200	200	-
43133	COMPUTER SUPPORT	500	225	500	500	-
43320	SERVICE CONTRACTS	5,200	5,120	7,600	16,000	8,400
43330	MAINT & REP.-MACH & EQUIP	100				-
43360	MAINT & REP.-BLDGS & GNDS				500	500
43600	ADVERTISING	500		500	100	(400)
<b>TOTAL PURCHASED SERVICES</b>		<b>13,789</b>	<b>7,721</b>	<b>8,900</b>	<b>17,400</b>	<b>8,500</b>
44200	C.G. - PARTS AND LABOR	75,000	59,235	80,000	82,000	2,000
44310	C.G. - FUEL	50,000	56,007	55,000	61,000	6,000
<b>TOTAL INTERNAL SERVICES</b>		<b>125,000</b>	<b>115,242</b>	<b>135,000</b>	<b>143,000</b>	<b>8,000</b>
45210	POSTAGE	100	24	100	100	-
45230	TELECOMMUNICATIONS	1,600	2,019	2,000	500	(1,500)
45350	VEHICLE & EQUIPMENT INS.	40,000	24,460	55	212	157
45351	VEH & EQUIP INS (VTLP)			44,945	21,000	(23,945)
45355	INSURANCE DEDUCTIBLE				5,000	5,000
45360	SURETY BONDS	12	11	11	12	1
45370	PUB.OFFICIAL LIABILITY IN	1,380	1,188	1,273	1,384	111
45380	GENERAL LIABILITY INS.	523	527	551	570	19
45530	TRAINING & TRAVEL	2,000	3,076	2,000	2,000	-
45810	DUES & MEMBERSHIPS	1,000	317	1,000	1,000	-
<b>TOTAL OTHER CHARGES</b>		<b>46,615</b>	<b>31,621</b>	<b>51,935</b>	<b>31,778</b>	<b>(20,157)</b>
46010	OFFICE SUPPLIES	100	11	100	100	-

FUND - 2013 - PUBLIC TRNSPORTATION FUND  
 FUNCTION - 8020 - PUBLIC TRANSIT  
 ACTIVITY - 852081 - PARATRANSIT BUSES  
 DEPARTMENT - 0000 - PARATRANSIT BUSES  
 DEPT/FUND - 852081 - PARATRANSIT BUSES

ACCOUNT-----	TITLE -----	-----	2017-2018 -----	-----	2018-2019	2019-2020	NET
		BUDGET	ACTUAL		BUDGET	PROPOSED	CHANGE
46070	REPAIR & MAINT. SUPPLIES	500	275		500	500	-
46120	BOOKS & SUBSCRIPTIONS	100			100	100	-
46140	OTHER OPERATING SUPPLIES	500	840		500	1,000	500
	TOTAL MATERIALS & SUPPLIES	1,200	1,126		1,200	1,700	500
	TOTAL OTHER OPERATING EXPENSES	299,885	273,454		318,377	314,731	(3,646)
	TOTAL PARATRANSIT BUSES	604,910	596,724		657,555	650,258	(7,297)

FUND - 2013 - PUBLIC TRNSPORTATION FUND  
FUNCTION - 8020 - PUBLIC TRANSIT  
ACTIVITY - 862081 - ADMINISTRATION  
DEPARTMENT - 0000 - ADMINISTRATION  
DEPT/FUND - 862081 - ADMINISTRATION

ACCOUNT-----	TITLE -----	----- 2017-2018 -----		2018-2019	2019-2020	NET
		BUDGET	ACTUAL	BUDGET	PROPOSED	CHANGE
41010	SALARIES & WAGES-REG.	308,541	292,989	353,302	328,317	(24,985)
41020	SALARIES & WAGES-O/T	13,624	9,298	15,176	9,292	(5,884)
41030	PT SALARIES & WAGES-REG	34,444	27,949	38,227	14,927	(23,300)
41040	PT SALARIES & WAGES-O/T	4,456	8,272	8,852	1,768	(7,084)
41050	ANNUAL LEAVE - SEPARATION	6,300	937	1,881	500	(1,381)
41051	SICK LEAVE - SEPARATION	5,000	1,585	2,404	500	(1,904)
41054	PTO - PAYOUT		331			-
41060	PTO - SEPARATION		1,785		500	500
TOTAL PERSONAL SERVICES		372,365	343,147	419,842	355,804	(64,038)
42010	FICA	28,484	24,080	32,117	27,219	(4,898)
42020	RETIREMENT - VRS	36,283	35,355	39,817	37,002	(2,815)
42050	HEALTH INSURANCE	43,233	44,808	52,859	40,593	(12,266)
42060	LIFE INSURANCE - VRS	4,041	4,054	4,628	4,301	(327)
42070	DISABILITY (VLPD)	265	363	621	1,005	384
42080	DENTAL INSURANCE	939	866	1,103	1,181	78
42110	WORKER'S COMP.	1,531	1,481	1,872	2,280	408
TOTAL FRINGE BENEFITS		114,776	111,006	133,017	113,581	(19,436)
43100	PROFESSIONAL SERVICES		77	350	300	(50)
43110	MEDICAL SERVICES	400	567	325	300	(25)
43120	ACCOUNTING & AUDITING	3,275	3,275	3,650	3,725	75
43133	COMPUTER SUPPORT	1,500	184	1,500	750	(750)
43320	SERVICE CONTRACTS	25,350	28,714	28,250	32,000	3,750
43330	MAINT & REP.-MACH & EQUIP	450	1,738	350	325	(25)
43360	MAINT & REP.-BLDGS & GNDS	3,000	3,624	2,950	4,000	1,050
43600	ADVERTISING	1,450	675	1,425	900	(525)
43710	UNIFORM MAINTENANCE CONT.	850	182	250	1,040	790
TOTAL PURCHASED SERVICESS		36,275	39,037	39,050	43,340	4,290
44200	C.G. - PARTS AND LABOR	3,400	5,324	3,250	3,750	500
44300	CENTRAL STORES	1,750	1,454	1,675	1,850	175
44310	C.G. - FUEL	1,700	1,484	1,550	1,400	(150)
TOTAL INTERNAL SERVICES		6,850	8,262	6,475	7,000	525
45110	ELECTRICITY	30,000	29,461	34,000	30,000	(4,000)
45120	HEATING	605	271	525	515	(10)
45130	WATER & SEWER	700	839	825	925	100
45210	POSTAGE	600	246	600	500	(100)
45230	TELECOMMUNICATIONS	4,950	3,930	4,735	4,650	(85)
45340	PROPERTY INSURANCE	1,017	828	845	711	(134)
45350	VEHICLE & EQUIPMENT INS.	670	675	631	610	(21)
45370	PUB.OFFICIAL LIABILITY IN	1,264	1,218	1,248	1,307	59
45380	GENERAL LIABILITY INS.	479	514	541	538	(3)

FUND - 2013 - PUBLIC TRNSPORTATION FUND  
 FUNCTION - 8020 - PUBLIC TRANSIT  
 ACTIVITY - 862081 - ADMINISTRATION  
 DEPARTMENT - 0000 - ADMINISTRATION  
 DEPT/FUND - 862081 - ADMINISTRATION

ACCOUNT-----	TITLE -----	----- 2017-2018 -----		2018-2019	2019-2020	NET CHANGE
		BUDGET	ACTUAL	BUDGET	PROPOSED	
45394	RETIREE H'CARE BENEFIT				960	960
45530	TRAINING & TRAVEL	5,000	3,584	3,000	2,000	(1,000)
45810	DUES & MEMBERSHIPS		557	1,000	900	(100)
TOTAL OTHER CHARGES		45,285	42,122	47,950	43,616	(4,334)
46010	OFFICE SUPPLIES	3,250	5,679	6,250	4,500	(1,750)
46070	REPAIR & MAINT. SUPPLIES	750	49	465	475	10
46110	UNIFORMS	6,500	4,637	4,250	4,250	-
46120	BOOKS & SUBSCRIPTIONS		63	50	75	25
46140	OTHER OPERATING SUPPLIES	17,500	8,708	8,750	8,550	(200)
46170	EMS/MEDICAL SUPPLIES	450	476	425	500	75
TOTAL MATERIALS & SUPPLIES		28,450	19,611	20,190	18,350	(1,840)
TOTAL OTHER OPERATING EXPENSES		231,636	220,038	246,682	225,887	(20,795)
TOTAL ADMINISTRATION		604,001	563,185	666,524	581,691	(84,833)

FUND - 2013 - PUBLIC TRNSPORTATION FUND  
 FUNCTION - 8020 - PUBLIC TRANSIT  
 ACTIVITY - 872081 - CAPITAL OUTLAY  
 DEPARTMENT - 0000 - CAPITAL OUTLAY  
 DEPT/FUND - 872081 - CAPITAL OUTLAY

ACCOUNT-----	TITLE -----	-----	2017-2018 -----	2018-2019	2019-2020	NET
		BUDGET	ACTUAL	BUDGET	PROPOSED	CHANGE
48111	MACHINERY & EQUIPMENT				218,000	218,000
48121	FURNITURE & FIXTURES		554			-
48131	RADIO EQUIPMENT	185,000	145,716	15,000		(15,000)
48153	TRANSIT BUSES	15,000				-
48181	BUILDINGS & GROUNDS	500,000	32,120	80,000		(80,000)
	TOTAL CAP. OUTLAY-REPLACEMENTS	700,000	177,282	95,000	218,000	123,000
48251	MOTOR VEHICLES & EQUIP.				56,000	56,000
48253	TRANSIT BUSES	963,149	58,149	3,140,000	3,105,000	(35,000)
48271	EDP EQUIPMENT	7,832	5,776	5,000	6,000	1,000
	TOTAL CAPITAL OUTLAY-ADDITIONS	970,981	63,925	3,145,000	3,167,000	22,000
	TOTAL CAPITAL OUTLAY	1,670,981	241,208	3,240,000	3,385,000	145,000
	TOTAL CAPITAL OUTLAY	1,670,981	241,208	3,240,000	3,385,000	145,000

CITY OF HARRISONBURG, VA  
EXPENDITURE BUDGET

FUND - 2013 - PUBLIC TRNSPORTATION FUND  
 FUNCTION - 8020 - PUBLIC TRANSIT  
 ACTIVITY - 892081 - TRANSFERS  
 DEPARTMENT - 0000 - TRANSFERS  
 DEPT/FUND - 892081 - TRANSFERS

ACCOUNT-----	TITLE -----	----- 2017-2018 -----		2018-2019	2019-2020	NET CHANGE
		BUDGET	ACTUAL	BUDGET	PROPOSED	
49210	TR TO GENERAL FUND	125,000	125,000	170,000	160,000	(10,000)
TOTAL FUND TRANSFERS		125,000	125,000	170,000	160,000	(10,000)
TOTAL OTHER USES OF FUNDS		125,000	125,000	170,000	160,000	(10,000)
TOTAL TRANSFERS		125,000	125,000	170,000	160,000	(10,000)
TOTAL PUBLIC TRNSPORTATION FUND		6,934,685	5,258,300	8,686,053	8,912,500	226,447



FUND - 2014 - SANITATION FUND  
 FUNCTION - 9020 - SANITATION  
 ACTIVITY - 922041 - SOLID WASTE COLLECTION  
 DEPARTMENT - 0000 - SOLID WASTE COLLECTION  
 DEPT/FUND - 922041 - SOLID WASTE COLLECTION

ACCOUNT-----	TITLE -----	-----	2017-2018 -----	2018-2019	2019-2020	NET
		BUDGET	ACTUAL	BUDGET	PROPOSED	CHANGE
41010	SALARIES & WAGES-REG.	690,093	475,416	668,705	674,918	6,213
41020	SALARIES & WAGES-O/T	7,720	7,269	7,620	7,771	151
41030	PT SALARIES & WAGES-REG	18,720	3,758	18,720		(18,720)
TOTAL PERSONAL SERVICES		716,533	486,443	695,045	682,689	(12,356)
42010	FICA	54,816	32,263	53,170	52,226	(944)
42020	RETIREMENT - VRS	81,156	57,265	75,363	76,063	700
42050	HEALTH INSURANCE	167,090	120,291	163,912	144,528	(19,384)
42060	LIFE INSURANCE - VRS	9,040	6,379	8,760	8,841	81
42070	DISABILITY (VLDP)	1,119		533	371	(162)
42080	DENTAL INSURANCE	2,652	1,950	2,652	2,652	-
42110	WORKER'S COMP.	19,015	20,459	30,052	32,700	2,648
TOTAL FRINGE BENEFITS		334,888	238,607	334,442	317,381	(17,061)
43010	MISC. CONTRACTED SERVICES	7,500	29,307	7,500	7,500	-
43100	PROFESSIONAL SERVICES	5,000	1,037			-
43110	MEDICAL SERVICES	2,000	419	2,000	2,000	-
43320	SERVICE CONTRACTS	9,385	5,022	6,764	7,344	580
43330	MAINT & REP.-MACH & EQUIP	7,500		7,500	7,500	-
43350	MAINT & REP.-AUTO EQUIP.	1,000		1,000	1,000	-
43360	MAINT & REP.-BLDGS & GNDS	1,500	170	2,500	2,500	-
43600	ADVERTISING	2,500	1,816	2,500	2,500	-
43710	UNIFORM MAINTENANCE CONT.	5,100	3,858	5,800	5,800	-
43890	STATE FEES AND PERMITS	5,000	2,604	5,000	5,000	-
TOTAL PURCHASED SERVICES		46,485	44,234	40,564	41,144	580
44200	C.G. - PARTS AND LABOR	85,000	58,394	85,000	85,000	-
44300	CENTRAL STORES		22			-
44302	C.S.-POWER.EQUIP.SUPPLIES	3,500	4,589	3,500	3,500	-
44310	C.G. - FUEL	45,000	47,824	45,000	50,000	5,000
TOTAL INTERNAL SERVICES		133,500	110,829	133,500	138,500	5,000
45110	ELECTRICITY	6,000	4,970	6,000	6,000	-
45120	HEATING	1,500	541	1,500	1,500	-
45130	WATER & SEWER	1,000	704	1,000	1,200	200
45210	POSTAGE	500	435	1,000	1,000	-
45230	TELECOMMUNICATIONS	1,500	990	2,472	2,472	-
45340	PROPERTY INSURANCE	425				-
45350	VEHICLE & EQUIPMENT INS.	10,498	9,286	8,330	9,665	1,335
45370	PUB.OFFICIAL LIABILITY IN	3,344	2,879	2,150	2,102	(48)
45380	GENERAL LIABILITY INS.	1,268	1,245	931	865	(66)
45394	RETIREE H'CARE BENEFIT			2,040		(2,040)
45410	LEASE/RENT OF EQUIPMENT	1,500	162	1,500	1,500	-
45530	TRAINING & TRAVEL	1,000	2,645	2,300	1,610	(690)

FUND - 2014 - SANITATION FUND  
 FUNCTION - 9020 - SANITATION  
 ACTIVITY - 922041 - SOLID WASTE COLLECTION  
 DEPARTMENT - 0000 - SOLID WASTE COLLECTION  
 DEPT/FUND - 922041 - SOLID WASTE COLLECTION

ACCOUNT-----	TITLE -----	-----	2017-2018 -----	2018-2019	2019-2020	NET
		BUDGET	ACTUAL	BUDGET	PROPOSED	CHANGE
TOTAL OTHER CHARGES		28,535	23,857	29,223	27,914	(1,309)
46010	OFFICE SUPPLIES		42	1,200	1,200	-
46070	REPAIR & MAINT. SUPPLIES	1,200	507	1,000	1,000	-
46080	POWERED EQUIPMENT FUELS	1,000		200	200	-
46090	POWERED EQUIPMENT SUPPLY	200				-
46140	OTHER OPERATING SUPPLIES	2,500	1,447	2,500	2,500	-
TOTAL MATERIALS & SUPPLIES		4,900	1,995	4,900	4,900	-
TOTAL OTHER OPERATING EXPENSES		548,308	419,522	542,629	529,839	(12,790)
TOTAL SOLID WASTE COLLECTION		1,264,841	905,965	1,237,674	1,212,528	(25,146)

FUND - 2014 - SANITATION FUND  
 FUNCTION - 9020 - SANITATION  
 ACTIVITY - 932042 - LANDFILL  
 DEPARTMENT - 0000 - LANDFILL  
 DEPT/FUND - 932042 - LANDFILL

ACCOUNT-----	TITLE -----	----- 2017-2018 -----		2018-2019	2019-2020	NET CHANGE
		BUDGET	ACTUAL	BUDGET	PROPOSED	
41010	SALARIES & WAGES-REG.	45,041	45,428	46,286	47,674	1,388
41020	SALARIES & WAGES-O/T	1,274	3,989	1,303	2,750	1,447
41030	PT SALARIES & WAGES-REG	18,400		18,400	18,400	-
TOTAL PERSONAL SERVICES		64,715	49,417	65,989	68,824	2,835
42010	FICA	4,951	3,116	5,047	5,265	218
42020	RETIREMENT - VRS	5,297	5,299	5,216	5,373	157
42050	HEALTH INSURANCE	14,763	14,763	14,762	14,762	-
42060	LIFE INSURANCE - VRS	590	590	607	625	18
42080	DENTAL INSURANCE	156	156	156	156	-
42110	WORKER'S COMP.	1,917	2,403	2,002	2,308	306
TOTAL FRINGE BENEFITS		27,674	26,327	27,790	28,489	699
43100	PROFESSIONAL SERVICES	137,317	99,349	90,000	95,000	5,000
43140	ENGINEER.,ARCH. & MAPPING	8,000		8,000	8,000	-
43320	SERVICE CONTRACTS	2,550	451	50	50	-
43330	MAINT & REP.-MACH & EQUIP	10,000	73	10,000	10,000	-
43360	MAINT & REP.-BLDGS & GNDS	15,000	1,017	15,000	15,000	-
43710	UNIFORM MAINTENANCE CONT.	300	293	300	300	-
43890	STATE FEES AND PERMITS	5,000	1,097	5,000	5,000	-
TOTAL PURCHASED SERVICES		178,167	102,279	128,350	133,350	5,000
44302	C.S.-POWER.EQUIP.SUPPLIES	1,000	107	1,000	1,000	-
TOTAL INTERNAL SERVICES		1,000	107	1,000	1,000	-
45110	ELECTRICITY	4,000	2,185	4,000	4,000	-
45210	POSTAGE	100		100	100	-
45230	TELECOMMUNICATIONS	1,000	435	876	876	-
45340	PROPERTY INSURANCE	47				-
45350	VEHICLE & EQUIPMENT INS.	1,223	634	656	692	36
45370	PUB.OFFICIAL LIABILITY IN	388	334	273	426	153
45380	GENERAL LIABILITY INS.	147	144	118	175	57
45394	RETIREE H'CARE BENEFIT	1,800	150			-
45530	TRAINING & TRAVEL	2,150	498		1,410	1,410
TOTAL OTHER CHARGES		10,855	4,380	6,023	7,679	1,656
46010	OFFICE SUPPLIES	750	203	750	750	-
46070	REPAIR & MAINT. SUPPLIES	10,000	942	10,000	5,000	(5,000)
TOTAL MATERIALS & SUPPLIES		10,750	1,145	10,750	5,750	(5,000)
TOTAL OTHER OPERATING EXPENSES		228,446	134,238	173,913	176,268	2,355

CITY OF HARRISONBURG, VA  
EXPENDITURE BUDGET

FUND - 2014 - SANITATION FUND  
 FUNCTION - 9020 - SANITATION  
 ACTIVITY - 932042 - LANDFILL  
 DEPARTMENT - 0000 - LANDFILL  
 DEPT/FUND - 932042 - LANDFILL

ACCOUNT-----	TITLE -----	-----	2017-2018 -----	2018-2019	2019-2020	NET
		BUDGET	ACTUAL	BUDGET	PROPOSED	CHANGE
TOTAL LANDFILL		293,161	183,656	239,902	245,092	5,190

FUND - 2014 - SANITATION FUND  
 FUNCTION - 9020 - SANITATION  
 ACTIVITY - 942042 - MISCELLANEOUS  
 DEPARTMENT - 0000 - MISCELLANEOUS  
 DEPT/FUND - 942042 - MISCELLANEOUS

ACCOUNT-----	TITLE -----	----- 2017-2018 -----		2018-2019	2019-2020	NET
		BUDGET	ACTUAL	BUDGET	PROPOSED	CHANGE
43120	ACCOUNTING & AUDITING	6,200	6,200	6,300	6,600	300
TOTAL PURCHASED SERVICES		6,200	6,200	6,300	6,600	300
TOTAL OTHER OPERATING EXPENSES		6,200	6,200	6,300	6,600	300
48310	DEPRECIATION	200,000	200,000			-
TOTAL DEPRECIATION		200,000	200,000			-
TOTAL CAPITAL OUTLAY		200,000	200,000			-
49311	RES.FOR SALARY INCREASE				35,460	35,460
TOTAL RESERVES					35,460	35,460
TOTAL OTHER USES OF FUNDS					35,460	35,460
TOTAL MISCELLANEOUS		206,200	206,200	6,300	42,060	35,760

FUND - 2014 - SANITATION FUND  
 FUNCTION - 9020 - SANITATION  
 ACTIVITY - 962042 - SOLID WASTE MANAGEMENT  
 DEPARTMENT - 0000 - SOLID WASTE MANAGEMENT  
 DEPT/FUND - 962042 - SOLID WASTE MANAGEMENT

ACCOUNT-----	TITLE -----	-----	2017-2018 -----	2018-2019	2019-2020	NET
		BUDGET	ACTUAL	BUDGET	PROPOSED	CHANGE
41010	SALARIES & WAGES-REG.	255,377	250,108	262,449	260,521	(1,928)
41020	SALARIES & WAGES-O/T	3,611	2,981	3,693	3,758	65
41030	PT SALARIES & WAGES-REG		13,554		29,640	29,640
41040	PT SALARIES & WAGES-O/T		189			-
41050	ANNUAL LEAVE - SEPARATION		7,500			-
41051	SICK LEAVE - SEPARATION		4,844			-
TOTAL	PERSONAL SERVICES	258,988	279,175	266,142	293,919	27,777
42010	FICA	19,814	20,192	20,359	22,485	2,126
42020	RETIREMENT - VRS	30,034	29,412	29,578	29,361	(217)
42050	HEALTH INSURANCE	33,922	33,123	33,922	38,544	4,622
42060	LIFE INSURANCE - VRS	3,346	3,276	3,438	3,413	(25)
42080	DENTAL INSURANCE	780	754	780	936	156
42110	WORKER'S COMP.	9,329	9,864	10,955	8,860	(2,095)
TOTAL	FRINGE BENEFITS	97,225	96,621	99,032	103,599	4,567
43010	MISC. CONTRACTED SERVICES	20,000	10,036	20,000	20,000	-
43100	PROFESSIONAL SERVICES	84,273	10,771	70,000	30,000	(40,000)
43110	MEDICAL SERVICES	2,500		300	600	300
43320	SERVICE CONTRACTS	374,872	221,176	434,616	11,886	(422,730)
43325	TIPPING FEE-CO LANDFILL	127,600	191,056	127,600	546,000	418,400
43328	TIPPING FEES-OTHER DISP	390,000	292,786	462,000	1,000	(461,000)
43330	MAINT & REP.-MACH & EQUIP	20,000	2,304	20,000	20,000	-
43350	MAINT & REP.-AUTO EQUIP.	2,500		2,500	2,500	-
43360	MAINT & REP.-BLDGS & GNDS	40,000	3,545	40,000	20,000	(20,000)
43600	ADVERTISING	10,000	1,654	10,000	10,000	-
43710	UNIFORM MAINTENANCE CONT.	1,800	1,803	2,100	2,100	-
43890	STATE FEES AND PERMITS	10,000	11,391	12,000	12,000	-
TOTAL	PURCHASED SERVICES	1,083,545	746,522	1,201,116	676,086	(525,030)
44200	C.G. - PARTS AND LABOR	5,000	19,257	5,000	5,000	-
44302	C.S.-POWER.EQUIP.SUPPLIES	5,500	1,888	5,500	5,500	-
44310	C.G. - FUEL	6,500	9,635	7,500	7,500	-
TOTAL	INTERNAL SERVICES	17,000	30,781	18,000	18,000	-
45110	ELECTRICITY	15,000	6,095	15,000	15,000	-
45130	WATER & SEWER	2,000	1,199	2,000	2,000	-
45210	POSTAGE	500	185	1,000	1,000	-
45230	TELECOMMUNICATIONS	2,000	5,386	1,224	1,224	-
45340	PROPERTY INSURANCE	2,160	1,169	1,670	1,830	160
45350	VEHICLE & EQUIPMENT INS.	6,368	6,257	6,834	7,604	770
45370	PUB.OFFICIAL LIABILITY IN	2,017	1,737	3,283	2,779	(504)
45380	GENERAL LIABILITY INS.	765	751	1,421	1,144	(277)
45394	RETIREE H'CARE BENEFIT	9,840	9,020	9,840	6,870	(2,970)

FUND - 2014 - SANITATION FUND  
 FUNCTION - 9020 - SANITATION  
 ACTIVITY - 962042 - SOLID WASTE MANAGEMENT  
 DEPARTMENT - 0000 - SOLID WASTE MANAGEMENT  
 DEPT/FUND - 962042 - SOLID WASTE MANAGEMENT

ACCOUNT-----	TITLE -----	----- 2017-2018 -----		2018-2019	2019-2020	NET CHANGE
		BUDGET	ACTUAL	BUDGET	PROPOSED	
45410	LEASE/RENT OF EQUIPMENT		594			-
45530	TRAINING & TRAVEL	4,600	3,927	4,300	2,510	(1,790)
45810	DUES & MEMBERSHIPS	1,000	50	1,000	1,000	-
TOTAL OTHER CHARGES		46,250	36,369	47,572	42,961	(4,611)
46010	OFFICE SUPPLIES	1,000	555	1,000	1,000	-
46070	REPAIR & MAINT. SUPPLIES	7,000	2,177	7,000	7,000	-
46080	POWERED EQUIPMENT FUELS	2,000		2,000	2,000	-
46090	POWERED EQUIPMENT SUPPLY	4,500		4,500	4,500	-
46140	OTHER OPERATING SUPPLIES	12,000	5,634	12,000	12,000	-
TOTAL MATERIALS & SUPPLIES		26,500	8,367	26,500	26,500	-
TOTAL OTHER OPERATING EXPENSES		1,270,520	918,660	1,392,220	867,146	(525,074)
TOTAL SOLID WASTE MANAGEMENT		1,529,508	1,197,835	1,658,362	1,161,065	(497,297)

CITY OF HARRISONBURG, VA  
EXPENDITURE BUDGET

FUND - 2014 - SANITATION FUND  
 FUNCTION - 9020 - SANITATION  
 ACTIVITY - 972043 - CAPITAL OUTLAY  
 DEPARTMENT - 0000 - CAPITAL OUTLAY  
 DEPT/FUND - 972043 - CAPITAL OUTLAY

ACCOUNT-----	TITLE -----	----- 2017-2018 -----		2018-2019	2019-2020	NET CHANGE
		BUDGET	ACTUAL	BUDGET	PROPOSED	
48111	MACHINERY & EQUIPMENT	10,000	9,755	15,000	200,000	185,000
48151	MOTOR VEHICLES & EQUIP.	99,800	99,800	125,000		(125,000)
48173	SOFTWARE	7,500		20,000		(20,000)
48181	BUILDINGS & GROUNDS			47,000		(47,000)
TOTAL CAP. OUTLAY-REPLACEMENTS		117,300	109,555	207,000	200,000	(7,000)
48272	HARDWARE	2,600	2,319	1,050		(1,050)
TOTAL CAPITAL OUTLAY-ADDITIONS		2,600	2,319	1,050		(1,050)
TOTAL CAPITAL OUTLAY		119,900	111,874	208,050	200,000	(8,050)
TOTAL CAPITAL OUTLAY		119,900	111,874	208,050	200,000	(8,050)



CITY OF HARRISONBURG, VA  
EXPENDITURE BUDGET

FUND - 2014 - SANITATION FUND  
 FUNCTION - 9020 - SANITATION  
 ACTIVITY - 982042 - DEBT SERVICE  
 DEPARTMENT - 0000 - DEBT SERVICE  
 DEPT/FUND - 982042 - DEBT SERVICE

ACCOUNT-----	TITLE -----	----- 2017-2018 -----	2018-2019	2019-2020	NET	
		BUDGET	ACTUAL	BUDGET	PROPOSED	CHANGE
49407	G.O. SERIES 2008	100,000	100,000	100,000		(100,000)
49414	G.O. SERIES 2010B	1,659,378	1,659,378	1,728,161	1,319,765	(408,396)
TOTAL PRINCIPAL		1,759,378	1,759,378	1,828,161	1,319,765	(508,396)
49150	BANK HANDLING CHARGES	500	438	500	500	-
49507	G.O. SERIES 2008	5,475	5,475	1,825		(1,825)
49514	G.O. SERIES 2010B	399,460	399,460	331,366	268,365	(63,001)
TOTAL INTEREST & FISCAL CHARGES		405,435	405,373	333,691	268,865	(64,826)
TOTAL DEBT SERVICE		2,164,813	2,164,751	2,161,852	1,588,630	(573,222)
TOTAL OTHER USES OF FUNDS		2,164,813	2,164,751	2,161,852	1,588,630	(573,222)
TOTAL DEBT SERVICE		2,164,813	2,164,751	2,161,852	1,588,630	(573,222)

CITY OF HARRISONBURG, VA  
EXPENDITURE BUDGET

FUND - 2014 - SANITATION FUND  
FUNCTION - 9020 - SANITATION  
ACTIVITY - 992042 - TRANSFERS  
DEPARTMENT - 0000 - TRANSFERS  
DEPT/FUND - 992042 - TRANSFERS

ACCOUNT-----	TITLE -----	----- 2017-2018 -----		2018-2019	2019-2020	NET CHANGE
		BUDGET	ACTUAL	BUDGET	PROPOSED	
49246	TR TO SAN CAP PROJECTS	265,000	265,000	73,500		(73,500)
TOTAL FUND TRANSFERS		265,000	265,000	73,500		(73,500)
TOTAL OTHER USES OF FUNDS		265,000	265,000	73,500		(73,500)
TOTAL TRANSFERS		265,000	265,000	73,500		(73,500)
TOTAL SANITATION FUND		5,843,423	5,035,280	5,585,640	4,449,375	(1,136,265)

CITY OF HARRISONBURG, VA  
EXPENDITURE BUDGET

FUND - 2017 - BUSINESS LOAN PROGRAM  
 FUNCTION - 800 - COMMUNITY DEVELOPMENT  
 ACTIVITY - 850521 - REVOLVING LOAN PROGRAM  
 DEPARTMENT - 0000 - REVOLVING LOAN PROGRAM  
 DEPT/FUND - 850521 - REVOLVING LOAN PROGRAM

ACCOUNT-----	TITLE -----	-----	2017-2018 -----	2018-2019	2019-2020	NET
		BUDGET	ACTUAL	BUDGET	PROPOSED	CHANGE
45679	BUSINESS LOAN PROGRAM	125,000	50,000	125,000	125,000	-
TOTAL OTHER CHARGES		125,000	50,000	125,000	125,000	-
TOTAL OTHER OPERATING EXPENSES		125,000	50,000	125,000	125,000	-
TOTAL REVOLVING LOAN PROGRAM		125,000	50,000	125,000	125,000	-
TOTAL BUSINESS LOAN PROGRAM		125,000	50,000	125,000	125,000	-

FUND - 2018 - STORMWATER FUND  
FUNCTION - 4520 - PUBLIC WORKS  
ACTIVITY - 452041 - STORMWATER MANAGEMENT  
DEPARTMENT - 0000 - STORMWATER MANAGEMENT  
DEPT/FUND - 452041 - STORMWATER MANAGEMENT

ACCOUNT-----	TITLE -----	-----	2017-2018 -----	2018-2019	2019-2020	NET
		BUDGET	ACTUAL	BUDGET	PROPOSED	CHANGE
41010	SALARIES & WAGES-REG.	149,248	103,362	150,370	155,026	4,656
41020	SALARIES & WAGES-O/T	1,054		2,913	2,752	(161)
41030	PT SALARIES & WAGES-REG	18,400	3,290	18,400	18,400	-
TOTAL PERSONAL SERVICES		168,702	106,651	171,683	176,178	4,495
42010	FICA	12,905	7,770	13,135	13,478	343
42020	RETIREMENT - VRS	17,551	12,132	16,946	17,471	525
42050	HEALTH INSURANCE	18,993	9,579	18,992	23,614	4,622
42060	LIFE INSURANCE - VRS	1,955	1,351	1,970	2,031	61
42070	DISABILITY (VLDP)	863	609	866	671	(195)
42080	DENTAL INSURANCE	468	312	468	468	-
42110	WORKER'S COMP.	449	388	1,964	1,007	(957)
TOTAL FRINGE BENEFITS		53,184	32,142	54,341	58,740	4,399
43010	MISC. CONTRACTED SERVICES	30,000		30,000	15,000	(15,000)
43100	PROFESSIONAL SERVICES	276,829	197,321	100,000	60,000	(40,000)
43110	MEDICAL SERVICES	250		250	250	-
43120	ACCOUNTING & AUDITING	1,000	1,000	1,000	1,100	100
43320	SERVICE CONTRACTS	7,635	5,146	8,631	6,185	(2,446)
43325	TIPPING FEE-CO LANDFILL			30,740	30,740	-
43330	MAINT & REP.-MACH & EQUIP	2,000	236	2,000	2,000	-
43360	MAINT & REP.-BLDGS & GNDS	10,000	282	8,000	8,000	-
43600	ADVERTISING	500		3,000	3,000	-
43710	UNIFORM MAINTENANCE CONT.	900	426	900	900	-
43890	STATE FEES AND PERMITS	3,000	3,000	3,000	3,000	-
TOTAL PURCHASED SERVICES		332,114	207,412	187,521	130,175	(57,346)
44200	C.G. - PARTS AND LABOR	4,000	11,506	15,000	15,000	-
44302	C.S.-POWER.EQUIP.SUPPLIES	4,000	3,067	4,000	4,000	-
44310	C.G. - FUEL	2,000	11,218	14,000	14,000	-
TOTAL INTERNAL SERVICES		10,000	25,791	33,000	33,000	-
45110	ELECTRICITY	1,500	1,402	1,500	1,500	-
45120	HEATING	1,000	541	1,000	1,000	-
45130	WATER & SEWER	500		500	500	-
45210	POSTAGE	500	273	500	500	-
45220	MESSENGER SVS./PACKAGES	50		50	50	-
45230	TELECOMMUNICATIONS	3,500	1,061	1,512	1,512	-
45350	VEHICLE & EQUIPMENT INS.	3,296	3,087	3,694	4,115	421
45370	PUB.OFFICIAL LIABILITY IN	525	452	628	910	282
45380	GENERAL LIABILITY INS.	199	196	272	375	103
45410	LEASE/RENT OF EQUIPMENT	1,000	4,161	1,000	1,000	-
45530	TRAINING & TRAVEL	3,000	2,219	2,500	3,395	895
45540	EDUCATION	2,500		2,500	2,500	-

FUND - 2018 - STORMWATER FUND  
 FUNCTION - 4520 - PUBLIC WORKS  
 ACTIVITY - 452041 - STORMWATER MANAGEMENT  
 DEPARTMENT - 0000 - STORMWATER MANAGEMENT  
 DEPT/FUND - 452041 - STORMWATER MANAGEMENT

ACCOUNT-----	TITLE -----	-----	2017-2018 -----	2018-2019	2019-2020	NET
		BUDGET	ACTUAL	BUDGET	PROPOSED	CHANGE
45751	HCAP DISBURSEMENTS				100,000	100,000
45752	SSCP DISBURSEMENTS				6,000	6,000
45810	DUES & MEMBERSHIPS	650	730	650	650	-
TOTAL OTHER CHARGES		18,220	14,121	16,306	124,007	107,701
46010	OFFICE SUPPLIES	1,000	591	1,000	1,000	-
46070	REPAIR & MAINT. SUPPLIES	750	548	750	750	-
46120	BOOKS & SUBSCRIPTIONS	500	500	500	500	-
46140	OTHER OPERATING SUPPLIES	12,000	4,491	10,000	10,000	-
46170	EMS/MEDICAL SUPPLIES	50		50		(50)
TOTAL MATERIALS & SUPPLIES		14,300	6,130	12,300	12,250	(50)
TOTAL OTHER OPERATING EXPENSES		427,818	285,597	303,468	358,172	54,704
49311	RES.FOR SALARY INCREASE				6,550	6,550
TOTAL RESERVES					6,550	6,550
TOTAL OTHER USES OF FUNDS					6,550	6,550
TOTAL STORMWATER MANAGEMENT		596,520	392,248	475,151	540,900	65,749

CITY OF HARRISONBURG, VA  
EXPENDITURE BUDGET

FUND - 2018 - STORMWATER FUND  
FUNCTION - 4520 - PUBLIC WORKS  
ACTIVITY - 472041 - CAPITAL OUTLAY  
DEPARTMENT - 0000 - CAPITAL OUTLAY  
DEPT/FUND - 472041 - CAPITAL OUTLAY

ACCOUNT-----	TITLE -----	----- 2017-2018 -----		2018-2019	2019-2020	NET CHANGE
		BUDGET	ACTUAL	BUDGET	PROPOSED	
48211	MACHINERY & EQUIPMENT	46,400	46,400			-
48251	MOTOR VEHICLES & EQUIP.	22,750	22,750			-
48272	HARDWARE			1,200	1,000	(200)
48278	NUTRIENT CREDITS-PERM				177,500	177,500
48281	BUILDINGS & GROUNDS			18,300		(18,300)
TOTAL CAPITAL OUTLAY-ADDITIONS		69,150	69,150	19,500	178,500	159,000
TOTAL CAPITAL OUTLAY		69,150	69,150	19,500	178,500	159,000
TOTAL CAPITAL OUTLAY		69,150	69,150	19,500	178,500	159,000

CITY OF HARRISONBURG, VA  
EXPENDITURE BUDGET

FUND - 2018 - STORMWATER FUND  
FUNCTION - 4520 - PUBLIC WORKS  
ACTIVITY - 492041 - TRANSFERS  
DEPARTMENT - 0000 - TRANSFERS  
DEPT/FUND - 492041 - TRANSFERS

ACCOUNT-----	TITLE -----	----- 2017-2018 -----		2018-2019	2019-2020	NET
		BUDGET	ACTUAL	BUDGET	PROPOSED	CHANGE
49210	TR TO GENERAL FUND	11,250	11,250	19,900	25,400	5,500
49248	TR TO STMWTR CAP PROJ	885,000	885,000	1,079,000	667,500	(411,500)
TOTAL FUND TRANSFERS		896,250	896,250	1,098,900	692,900	(406,000)
TOTAL OTHER USES OF FUNDS		896,250	896,250	1,098,900	692,900	(406,000)
TOTAL TRANSFERS		896,250	896,250	1,098,900	692,900	(406,000)
TOTAL STORMWATER FUND		1,561,920	1,357,648	1,593,551	1,412,300	(181,251)

FUND - 2111 - CENTRAL GARAGE FUND  
 FUNCTION - 6021 - CENTRAL GARAGE  
 ACTIVITY - 612141 - OPERATING  
 DEPARTMENT - 0000 - OPERATING  
 DEPT/FUND - 612141 - OPERATING

ACCOUNT-----	TITLE -----	----- 2017-2018 -----		2018-2019	2019-2020	NET
		BUDGET	ACTUAL	BUDGET	PROPOSED	CHANGE
41010	SALARIES & WAGES-REG.	564,070	521,447	562,208	555,594	(6,614)
41017	STAND BY PAY	6,958	6,912	10,000	7,000	(3,000)
41020	SALARIES & WAGES-O/T	22,164	25,514	26,909	33,154	6,245
41027	STANDBY & BLENDED - OT	2,824	2,210	5,000	3,000	(2,000)
41030	PT SALARIES & WAGES-REG	41,120	30,705	32,110	34,131	2,021
41040	PT SALARIES & WAGES-O/T	3,049	3,855	3,828	4,103	275
41050	ANNUAL LEAVE - SEPARATION	8,000	12,998		500	500
41051	SICK LEAVE - SEPARATION	10,000	10,000		500	500
41060	PTO - SEPARATION		1,302	500	500	-
TOTAL PERSONAL SERVICES		658,185	614,942	640,555	638,482	(2,073)
42010	FICA	50,352	42,365	49,003	48,844	(159)
42020	RETIREMENT - VRS	66,335	62,896	63,360	62,616	(744)
42050	HEALTH INSURANCE	113,945	106,459	133,887	113,974	(19,913)
42060	LIFE INSURANCE - VRS	7,389	7,006	7,365	7,279	(86)
42070	DISABILITY (VLDP)	438	726	860	1,131	271
42080	DENTAL INSURANCE	2,028	1,561	2,028	2,028	-
42110	WORKER'S COMP.	10,179	10,323	13,579	14,689	1,110
TOTAL FRINGE BENEFITS		250,666	231,336	270,082	250,561	(19,521)
43100	PROFESSIONAL SERVICES		74	200	500	300
43110	MEDICAL SERVICES	1,000	1,125	1,000	1,000	-
43133	COMPUTER SUPPORT	500		500	500	-
43310	REPAIRS & MAINTENANCE	500		500	500	-
43320	SERVICE CONTRACTS	196,882	239,494	244,864	245,000	136
43330	MAINT & REP.-MACH & EQUIP	15,000	15,005	10,000	25,000	15,000
43360	MAINT & REP.-BLDGS & GNDS	20,000	23,591	25,000	20,000	(5,000)
43600	ADVERTISING	300	398	300	300	-
43710	UNIFORM MAINTENANCE CONT.	14,500	5,706	6,500	6,500	-
TOTAL PURCHASED SERVICES		248,682	285,392	288,864	299,300	10,436
44200	C.G. - PARTS AND LABOR	13,000	10,356	10,000	12,000	2,000
44300	CENTRAL STORES	4,000	2,085	3,000	3,000	-
44310	C.G. - FUEL	4,000	2,647	3,500	3,500	-
TOTAL INTERNAL SERVICES		21,000	15,088	16,500	18,500	2,000
45110	ELECTRICITY	54,000	55,822	55,000	45,000	(10,000)
45120	HEATING	20,000	22,255	20,000	20,000	-
45130	WATER & SEWER	5,000	3,799	4,000	4,000	-
45136	LANDFILL/STEAM PLANT	500		500	500	-
45210	POSTAGE	200	45	200	100	(100)
45230	TELECOMMUNICATIONS	5,000	3,276	5,600	3,500	(2,100)
45310	BOILER & MACHINERY INS.	4,422	4,030	4,120	4,417	297
45340	PROPERTY INSURANCE	7,473	7,034	7,175	6,894	(281)



FUND - 2111 - CENTRAL GARAGE FUND  
 FUNCTION - 6021 - CENTRAL GARAGE  
 ACTIVITY - 612141 - OPERATING  
 DEPARTMENT - 0000 - OPERATING  
 DEPT/FUND - 612141 - OPERATING

ACCOUNT-----	TITLE -----	----- 2017-2018 -----		2018-2019	2019-2020	NET CHANGE
		BUDGET	ACTUAL	BUDGET	PROPOSED	
45350	VEHICLE & EQUIPMENT INS.	1,511	1,330	1,370	1,405	35
45370	PUB.OFFICIAL LIABILITY IN	3,037	2,614	2,689	3,033	344
45380	GENERAL LIABILITY INS.	1,151	1,131	1,164	1,249	85
45394	RETIREE H'CARE BENEFIT	8,040	7,370	8,040	8,040	-
45410	LEASE/RENT OF EQUIPMENT	200		200	200	-
45530	TRAINING & TRAVEL	6,000	6,078	5,000	7,000	2,000
45540	EDUCATION	1,000		1,000	1,000	-
45810	DUES & MEMBERSHIPS	500	2,225	600	1,000	400
TOTAL OTHER CHARGES		118,034	117,009	116,658	107,338	(9,320)
46010	OFFICE SUPPLIES		895	100		(100)
46070	REPAIR & MAINT. SUPPLIES	15,000	15,010	13,000	10,000	(3,000)
46110	UNIFORMS	500	906	500	600	100
46120	BOOKS & SUBSCRIPTIONS	4,000	5,100	2,000	500	(1,500)
46140	OTHER OPERATING SUPPLIES	10,000	20,430	15,000	30,000	15,000
46170	EMS/MEDICAL SUPPLIES	600	1,073	600	1,100	500
TOTAL MATERIALS & SUPPLIES		30,100	43,413	31,200	42,200	11,000
TOTAL OTHER OPERATING EXPENSES		668,482	692,239	723,304	717,899	(5,405)
49311	RES.FOR SALARY INCREASE				23,900	23,900
TOTAL RESERVES					23,900	23,900
TOTAL OTHER USES OF FUNDS					23,900	23,900
TOTAL OPERATING		1,326,667	1,307,180	1,363,859	1,380,281	16,422

FUND - 2111 - CENTRAL GARAGE FUND  
 FUNCTION - 6021 - CENTRAL GARAGE  
 ACTIVITY - 662141 - ADMINISTRATION  
 DEPARTMENT - 0000 - ADMINISTRATION  
 DEPT/FUND - 662141 - ADMINISTRATION

ACCOUNT-----	TITLE -----	----- 2017-2018 -----		2018-2019	2019-2020	NET
		BUDGET	ACTUAL	BUDGET	PROPOSED	CHANGE
41010	SALARIES & WAGES-REG.	76,171	72,306	81,361	74,869	(6,492)
41020	SALARIES & WAGES-O/T	3,312	1,379	1,502	5,730	4,228
41030	PT SALARIES & WAGES-REG	1,578	3,129	3,246	1,783	(1,463)
41040	PT SALARIES & WAGES-O/T	725	837	320	320	-
41050	ANNUAL LEAVE - SEPARATION	1,890	270	564	500	(64)
41051	SICK LEAVE - SEPARATION	1,500	457	721	500	(221)
41054	PTO - PAYOUT		99			-
41060	PTO - SEPARATION		536		500	500
TOTAL PERSONAL SERVICES		85,176	79,012	87,714	84,202	(3,512)
42010	FICA	6,518	5,584	6,710	6,442	(268)
42020	RETIREMENT - VRS	8,958	8,512	9,170	8,438	(732)
42050	HEALTH INSURANCE	10,033	9,395	10,726	8,458	(2,268)
42060	LIFE INSURANCE - VRS	998	948	1,066	981	(85)
42070	DISABILITY (VLPD)	56	51	79	281	202
42080	DENTAL INSURANCE	199	170	222	222	-
42110	WORKER'S COMP.	409	410	385	632	247
TOTAL FRINGE BENEFITS		27,171	25,071	28,358	25,454	(2,904)
43100	PROFESSIONAL SERVICES		17	105	90	(15)
43110	MEDICAL SERVICES	120	121	100	90	(10)
43120	ACCOUNTING & AUDITING	982	982	1,095	1,115	20
43133	COMPUTER SUPPORT	450	55	450	225	(225)
43320	SERVICE CONTRACTS	7,605	8,600	8,475	9,600	1,125
43330	MAINT & REP.-MACH & EQUIP	135	521	105	100	(5)
43360	MAINT & REP.-BLDGS & GNDS	900	1,836	885	1,200	315
43600	ADVERTISING	435	282	425	270	(155)
43710	UNIFORM MAINTENANCE CONT.	255	53	75	310	235
TOTAL PURCHASED SERVICES		10,882	12,468	11,715	13,000	1,285
44200	C.G. - PARTS AND LABOR	1,020	1,248	975	1,125	150
44300	CENTRAL STORES	525	436	500	555	55
44310	C.G. - FUEL	510	202	465	420	(45)
TOTAL INTERNAL SERVICES		2,055	1,886	1,940	2,100	160
45110	ELECTRICITY	9,000	8,804	10,200	9,000	(1,200)
45120	HEATING	181	81	155	155	-
45130	WATER & SEWER	210	252	250	275	25
45210	POSTAGE	180	74	180	150	(30)
45230	TELECOMMUNICATIONS	1,485	1,104	1,420	1,395	(25)
45340	PROPERTY INSURANCE	305	248	255	213	(42)
45350	VEHICLE & EQUIPMENT INS.	200	80	189	82	(107)
45370	PUB.OFFICIAL LIABILITY IN	379	270	374	315	(59)
45380	GENERAL LIABILITY INS.	143	117	162	130	(32)

CITY OF HARRISONBURG, VA  
EXPENDITURE BUDGET

FUND - 2111 - CENTRAL GARAGE FUND  
 FUNCTION - 6021 - CENTRAL GARAGE  
 ACTIVITY - 662141 - ADMINISTRATION  
 DEPARTMENT - 0000 - ADMINISTRATION  
 DEPT/FUND - 662141 - ADMINISTRATION

ACCOUNT-----	TITLE -----	-----	2017-2018 -----	2018-2019	2019-2020	NET
		BUDGET	ACTUAL	BUDGET	PROPOSED	CHANGE
45394	RETIREE H'CARE BENEFIT				288	288
45530	TRAINING & TRAVEL	855	1,075	500	600	100
45810	DUES & MEMBERSHIPS		164	300	270	(30)
TOTAL OTHER CHARGES		12,938	12,269	13,985	12,873	(1,112)
46010	OFFICE SUPPLIES	975	1,512	1,875	1,350	(525)
46070	REPAIR & MAINT. SUPPLIES	225	15	140	145	5
46110	UNIFORMS	1,950	1,223	1,275	1,275	-
46120	BOOKS & SUBSCRIPTIONS		19	15	25	10
46140	OTHER OPERATING SUPPLIES	5,250	2,370	2,625	2,565	(60)
46170	EMS/MEDICAL SUPPLIES	135	143	125	150	25
TOTAL MATERIALS & SUPPLIES		8,535	5,282	6,055	5,510	(545)
TOTAL OTHER OPERATING EXPENSES		61,581	56,976	62,053	58,937	(3,116)
TOTAL ADMINISTRATION		146,757	135,988	149,767	143,139	(6,628)

CITY OF HARRISONBURG, VA  
EXPENDITURE BUDGET

FUND - 2111 - CENTRAL GARAGE FUND  
 FUNCTION - 6021 - CENTRAL GARAGE  
 ACTIVITY - 672141 - CAPITAL OUTLAY  
 DEPARTMENT - 0000 - CAPITAL OUTLAY  
 DEPT/FUND - 672141 - CAPITAL OUTLAY

ACCOUNT-----	TITLE -----	----- 2017-2018 -----		2018-2019	2019-2020	NET CHANGE
		BUDGET	ACTUAL	BUDGET	PROPOSED	
48111	MACHINERY & EQUIPMENT	5,000	2,322	5,000	5,000	-
48121	FURNITURE & FIXTURES		554	1,000		(1,000)
48131	RADIO EQUIPMENT	5,000		1,000		(1,000)
48151	MOTOR VEHICLES & EQUIP.				28,000	28,000
48181	BUILDINGS & GROUNDS	5,000		5,000	18,000	13,000
TOTAL CAP. OUTLAY-REPLACEMENTS		15,000	2,876	12,000	51,000	39,000
48271	EDP EQUIPMENT		3,003		12,000	12,000
TOTAL CAPITAL OUTLAY-ADDITIONS			3,003		12,000	12,000
TOTAL CAPITAL OUTLAY		15,000	5,879	12,000	63,000	51,000
TOTAL CAPITAL OUTLAY		15,000	5,879	12,000	63,000	51,000
TOTAL CENTRAL GARAGE FUND		1,488,424	1,449,048	1,525,626	1,586,420	60,794

FUND - 2112 - CENTRAL STORES FUND  
FUNCTION - 7021 - CENT. STORES OPERATING  
ACTIVITY - 712141 - OPERATING  
DEPARTMENT - 0000 - OPERATING  
DEPT/FUND - 712141 - OPERATING

ACCOUNT-----	TITLE -----	----- 2017-2018 -----	----- 2018-2019 -----	----- 2019-2020 -----	NET	
		BUDGET	ACTUAL	BUDGET	PROPOSED	CHANGE
41010	SALARIES & WAGES-REG.	84,587	84,908	89,737	87,901	(1,836)
41020	SALARIES & WAGES-O/T	299	1,782	1,275	1,254	(21)
TOTAL PERSONAL SERVICES		84,886	86,691	91,012	89,155	(1,857)
42010	FICA	6,493	5,716	6,961	6,820	(141)
42020	RETIREMENT - VRS	9,946	9,965	10,113	9,906	(207)
42050	HEALTH INSURANCE	19,553	19,552	19,552	19,552	-
42060	LIFE INSURANCE - VRS	1,107	1,110	1,176	1,152	(24)
42070	DISABILITY (VLDP)	203	208	244	219	(25)
42080	DENTAL INSURANCE	312	312	312	312	-
42110	WORKER'S COMP.	1,349	1,325	1,825	2,265	440
TOTAL FRINGE BENEFITS		38,963	38,188	40,183	40,226	43
43010	MISC. CONTRACTED SERVICES	1,500		1,500	1,500	-
43110	MEDICAL SERVICES	100		100	100	-
43120	ACCOUNTING & AUDITING	1,000	1,000	1,000	1,000	-
43320	SERVICE CONTRACTS	11,183	10,421	11,073	10,898	(175)
43330	MAINT & REP.-MACH & EQUIP	1,300	475	1,500	1,500	-
43340	MAINT & REP.-FURN & FIX	1,700		1,700	1,700	-
43360	MAINT & REP.-BLDGS & GNDS	2,000	722	2,000	2,000	-
43600	ADVERTISING	200		200	200	-
43710	UNIFORM MAINTENANCE CONT.	600	555	600	600	-
TOTAL PURCHASED SERVICES		19,583	13,173	19,673	19,498	(175)
44200	C.G. - PARTS AND LABOR	1,500	1,112	2,500	2,500	-
44304	C.S.-BLDG. & GROUNDS SUPP	500	456	500	500	-
44307	C.S.-OFFICE SUPPLIES	300	252	300	300	-
44308	C.S.-SAFETY/MEDICAL SUPP.	100	83	100	100	-
44309	C.S.-OTHER SUPPLIES	600	361	600	600	-
44310	C.G. - FUEL	400	318	400	400	-
44313	CONTRACTOR EQUIP. LOANS	300		300	300	-
44316	INV ADJ-OTHER THAN UTILIT	750	176	750	750	-
TOTAL INTERNAL SERVICES		4,450	2,757	5,450	5,450	-
45110	ELECTRICITY	5,400	5,450	5,400	5,400	-
45120	HEATING	3,500	2,909	3,500	3,500	-
45130	WATER & SEWER	750	803	750	850	100
45210	POSTAGE	100		100	100	-
45220	MESSENGER SVS./PACKAGES	600		600	600	-
45230	TELECOMMUNICATIONS	1,500	2,056	1,032	1,032	-
45340	PROPERTY INSURANCE	1,040	984	1,004	1,017	13
45350	VEHICLE & EQUIPMENT INS.	587	546	567	563	(4)
45370	PUB.OFFICIAL LIABILITY IN	352	303	346	368	22
45380	GENERAL LIABILITY INS.	139	130	150	152	2

FUND - 2112 - CENTRAL STORES FUND  
 FUNCTION - 7021 - CENT. STORES OPERATING  
 ACTIVITY - 712141 - OPERATING  
 DEPARTMENT - 0000 - OPERATING  
 DEPT/FUND - 712141 - OPERATING

ACCOUNT-----	TITLE -----	----- 2017-2018 -----		2018-2019	2019-2020	NET
		BUDGET	ACTUAL	BUDGET	PROPOSED	CHANGE
45410	LEASE/RENT OF EQUIPMENT	700		700	700	-
45530	TRAINING & TRAVEL	2,900	2,576	5,000	3,800	(1,200)
45540	EDUCATION	600		600	600	-
45810	DUES & MEMBERSHIPS	800	345	800	800	-
45850	FREIGHT & DRAYAGE	50	74	50	50	-
TOTAL OTHER CHARGES		19,018	16,176	20,599	19,532	(1,067)
46010	OFFICE SUPPLIES	600	757	700	700	-
46070	REPAIR & MAINT. SUPPLIES	150		150	150	-
46120	BOOKS & SUBSCRIPTIONS	105	110	115	125	10
46140	OTHER OPERATING SUPPLIES	750	670	800	800	-
46170	EMS/MEDICAL SUPPLIES	200	291			-
TOTAL MATERIALS & SUPPLIES		1,805	1,827	1,765	1,775	10
TOTAL OTHER OPERATING EXPENSES		83,819	72,121	87,670	86,481	(1,189)
49311	RES.FOR SALARY INCREASE				3,170	3,170
TOTAL RESERVES					3,170	3,170
TOTAL OTHER USES OF FUNDS					3,170	3,170
TOTAL OPERATING		168,705	158,812	178,682	178,806	124

CITY OF HARRISONBURG, VA  
EXPENDITURE BUDGET

FUND - 2112 - CENTRAL STORES FUND  
FUNCTION - 7021 - CENT. STORES OPERATING  
ACTIVITY - 772141 - CAPITAL OUTLAY  
DEPARTMENT - 0000 - CAPITAL OUTLAY  
DEPT/FUND - 772141 - CAPITAL OUTLAY

ACCOUNT-----	TITLE -----	----- 2017-2018 -----		2018-2019 BUDGET	2019-2020 PROPOSED	NET CHANGE
		BUDGET	ACTUAL			
48111	MACHINERY & EQUIPMENT	7,200	7,305			-
48121	FURNITURE & FIXTURES	2,000	2,000			-
48172	HARDWARE	2,000	1,866	600		(600)
48181	BUILDINGS & GROUNDS			2,500		(2,500)
TOTAL CAP. OUTLAY-REPLACEMENTS		11,200	11,171	3,100		(3,100)
TOTAL CAPITAL OUTLAY		11,200	11,171	3,100		(3,100)
TOTAL CAPITAL OUTLAY		11,200	11,171	3,100		(3,100)
TOTAL CENTRAL STORES FUND		179,905	169,983	181,782	178,806	(2,976)
TOTAL REPORT		319,487,188	266,921,281	259,912,269	274,421,335	14,509,066